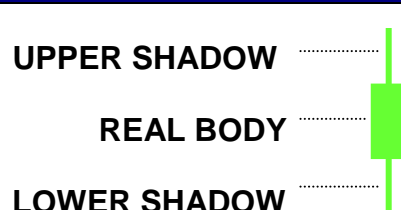
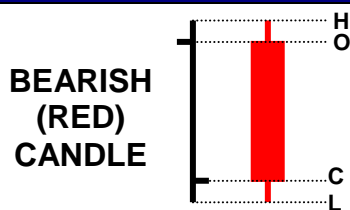
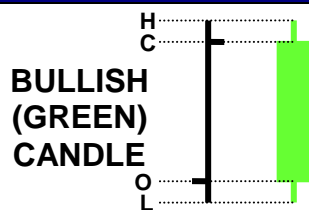




Common Candlestick Charting Patterns (1 of 4)

DEFINITION



CONTINUATION PATTERNS

NAME	DESCRIPTION	DIAGRAM
UPWARD GAP TASUKI	<ul style="list-style-type: none"> BULLISH 2 Candle Continuation Pattern Uptrend gaps up to a GREEN candle. Followed by RED candle opening inside & closing below the green candle's real body. 	
DOWNWARD GAP TASUKI	<ul style="list-style-type: none"> BEARISH 2 Candle Continuation Pattern Downtrend gaps down to a RED candle. Followed by a GREEN candle opening inside and closing above the red candle's real body. 	
RISING THREE	<ul style="list-style-type: none"> BULLISH Continuation Pattern Long GREEN candle. Followed by 2 or more short candles (ideally RED), which are contained within the body of the first green candle. Followed by another long GREEN candle closing above the 1st candle. 	
FALLING THREE	<ul style="list-style-type: none"> BEARISH Continuation Pattern Long RED candle. Followed by 2 or more short candles (ideally GREEN), which are contained within the body of the first red candle. Followed by another long RED candle closing below the 1st candle. 	



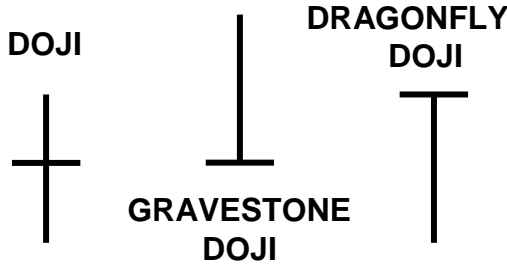
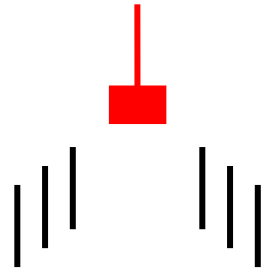
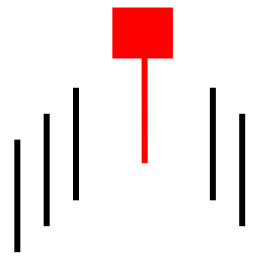
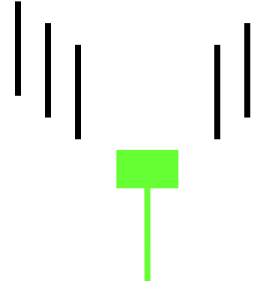
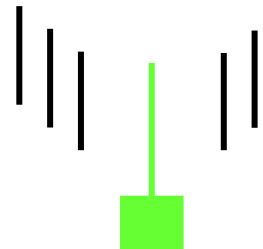
www.YourTradingCoach.com

Because You'd Rather Be Trading For A Living!

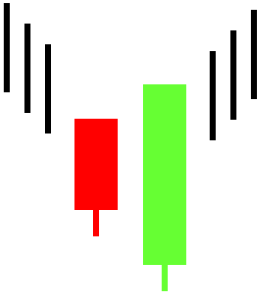
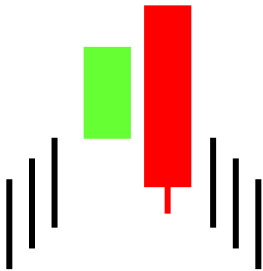
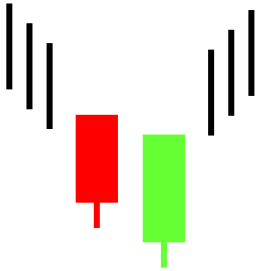
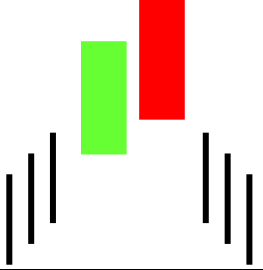
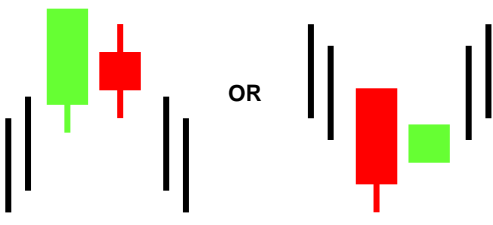
Copyright 2010. Lance Beggs. All Rights Reserved.

Common Candlestick Charting Patterns

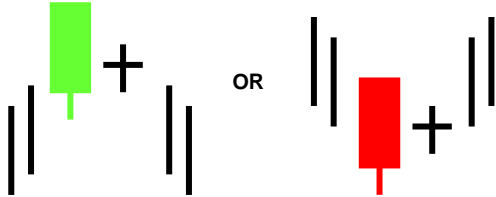

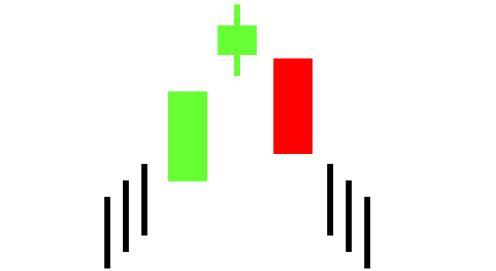
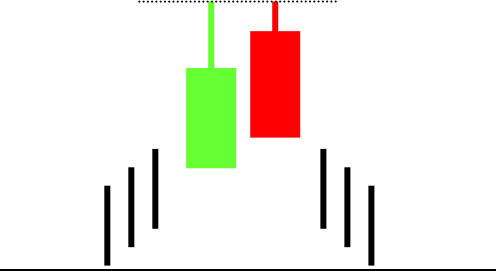
(2 of 4)

REVERSAL PATTERNS		
NAME	DESCRIPTION	DIAGRAM
DOJI	<ul style="list-style-type: none"> BULLISH or BEARISH single candle Reversal Pattern. The open is equal to (or almost equal to) the close, resulting in no real body. Indecision in the market – neither the bulls nor bears are in control. The Doji can be found at the top or bottom. The Gravestone Doji is usually found at a top reversal. The Dragonfly Doji is usually found at a bottom reversal. 	
SHOOTING STAR	<ul style="list-style-type: none"> BEARISH single candle Reversal Pattern. Market gaps up to Shooting Star candle. Colour can be RED or GREEN. Upper Shadow is at least 2 times the size of the real body. 	
HANGING MAN	<ul style="list-style-type: none"> BEARISH single candle Reversal Pattern. Market gaps up to Hanging Man candle. Colour can be RED or GREEN. Lower Shadow is at least 2 times the size of the real body. 	
HAMMER	<ul style="list-style-type: none"> BULLISH single candle Reversal Pattern. Market ideally gaps down to Hammer candle. Colour can be RED or GREEN. Lower Shadow is at least 2 times the size of the real body. 	
INVERTED HAMMER	<ul style="list-style-type: none"> BULLISH single candle Reversal Pattern. Market ideally gaps down to Inverted Hammer candle. Colour can be RED or GREEN. Upper Shadow is at least 2 times the size of the real body. 	

REVERSAL PATTERNS

NAME	DESCRIPTION	DIAGRAM
BULLISH ENGULFING	<ul style="list-style-type: none"> BULLISH two candle Reversal Pattern. 1st candle has a smaller RED real body. 2nd longer GREEN candle completely engulfs the first candle body. 	
BEARISH ENGULFING	<ul style="list-style-type: none"> BEARISH two candle Reversal Pattern. 1st candle has a smaller GREEN real body. 2nd longer RED candle completely engulfs the 1st candle body. 	
PIERCING PATTERN	<ul style="list-style-type: none"> BULLISH two candle Reversal Pattern. 1st candle has a RED real body. 2nd GREEN candle opens below, and closes in the upper half of the 1st candle body. 	
DARK CLOUD COVER	<ul style="list-style-type: none"> BEARISH two candle Reversal Pattern. 1st candle has a GREEN real body. 2nd RED candle opens above, and closes in the lower half of the 1st candle body. 	
HARAMI	<ul style="list-style-type: none"> BULLISH or BEARISH two candle Reversal Pattern. 1st candle continues the trend direction. 2nd candle real body is contained within the 1st candle real body. This candle may be either colour. 	

REVERSAL PATTERNS

NAME	DESCRIPTION	DIAGRAM
HARAMI CROSS	<ul style="list-style-type: none"> BULLISH or BEARISH two candle Reversal Pattern. 1st candle continues the trend direction. 2nd candle is a Doji, and is contained within the 1st candle real body. 	
MORNING STAR	<ul style="list-style-type: none"> BULLISH three candle Reversal Pattern. 1st candle has a long RED real body. Market gaps down to 2nd small body candle (either colour). 3rd candle has a GREEN real body, ideally gapping up from the star (2nd candle). 	
EVENING STAR	<ul style="list-style-type: none"> BEARISH three candle Reversal Pattern. 1st candle has a long GREEN real body. Market gaps up to 2nd small body candle (either colour). 3rd candle has a RED real body, ideally gapping down from the star (2nd candle). 	
TWEEZER TOP	<ul style="list-style-type: none"> BEARISH Pattern, identifying a Resistance Level 2 or more candles with the HIGH point achieving the same level. Candles can be either colour. 	
TWEEZER BOTTOM	<ul style="list-style-type: none"> BULLISH Pattern, identifying a Support Level 2 or more candles with the LOW point achieving the same level. Candles can be either colour. 	