

EURUSD H1  
Spread 2  
Range 100.0  
Candle 44:54  
**1.2684**

THV CaveManager v1.41 x

Looking for strong short trade due to downtrend since Oct 27th

Long trades are scalp trades only.

Yesterdays High

Yesterdays Low

Late entry (3rd blue)

+21

+50

Could have gotten 80+ but didn't  
like the pull back on 3rd red candle.

Did not trade today

Ranging market

Trending market will give 3 to 10 candles same color.  
Ranging market only 1 or 2 same color then change.

+24

+50

T=128 Y=75 ADR=109 5d=132 10d=123 20d=107

Traders Dynamic Index 61.4982 46.9079 32.3176 34.8054 35.0951 ATR(7) 0.0041



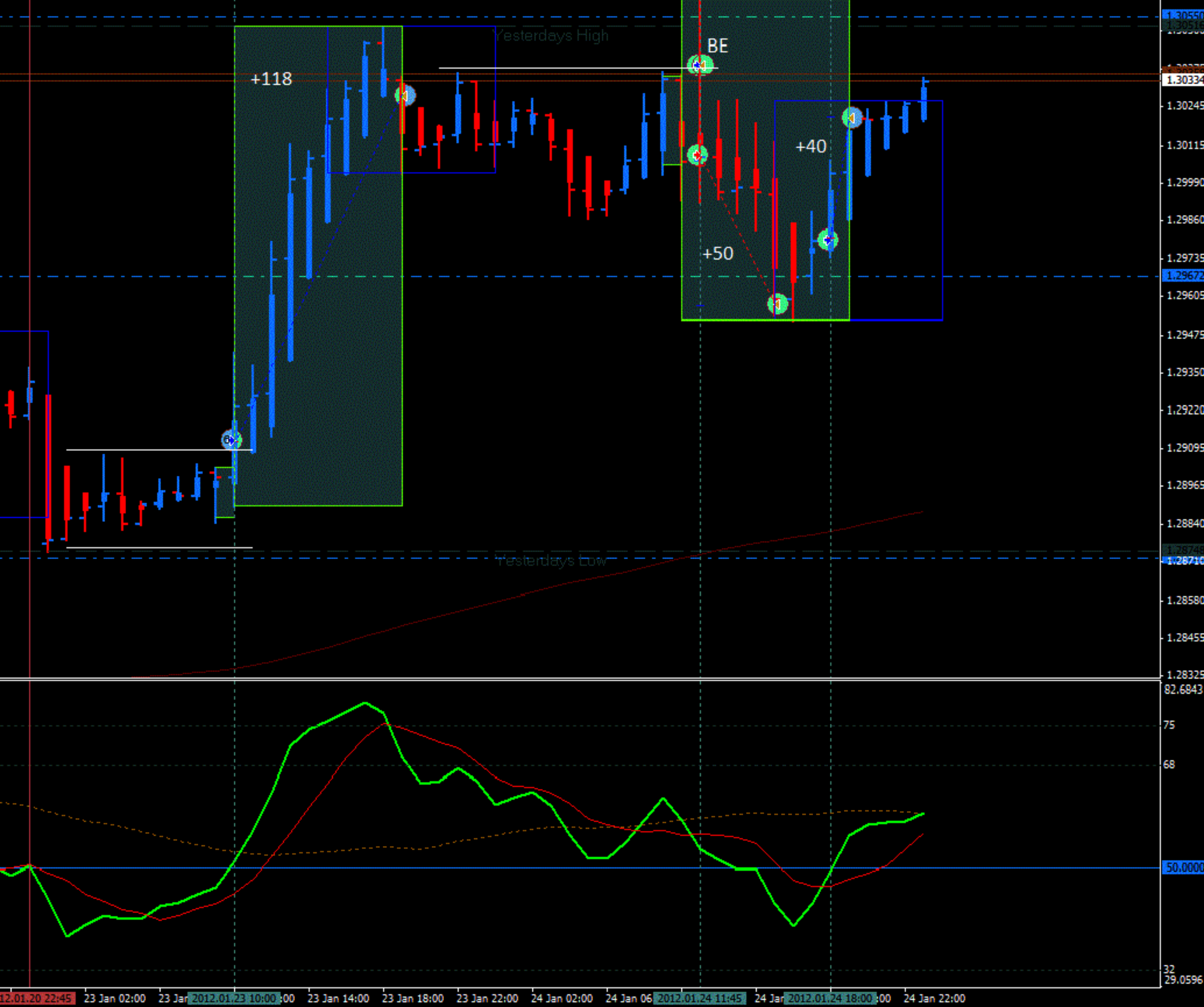
















EURUSD H1  
Spread 2  
Candle 00:01  
1.3218

NEW WEEK







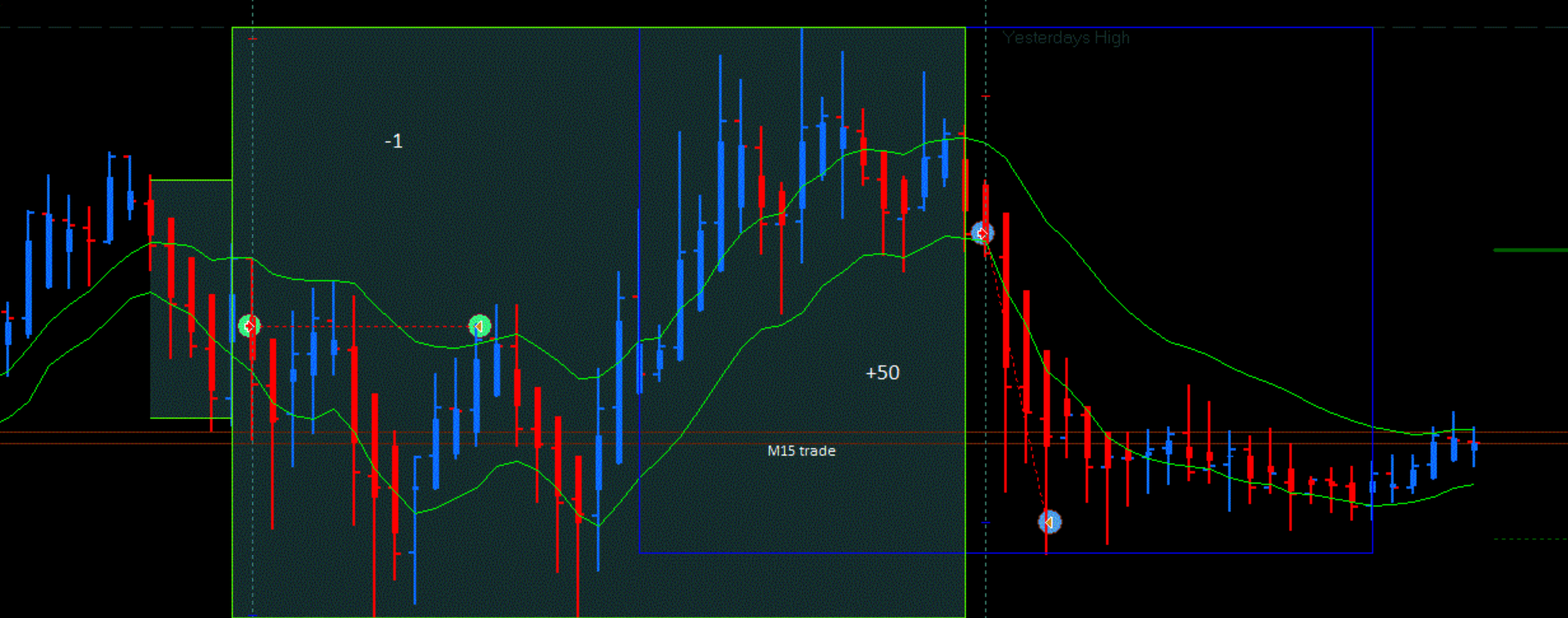






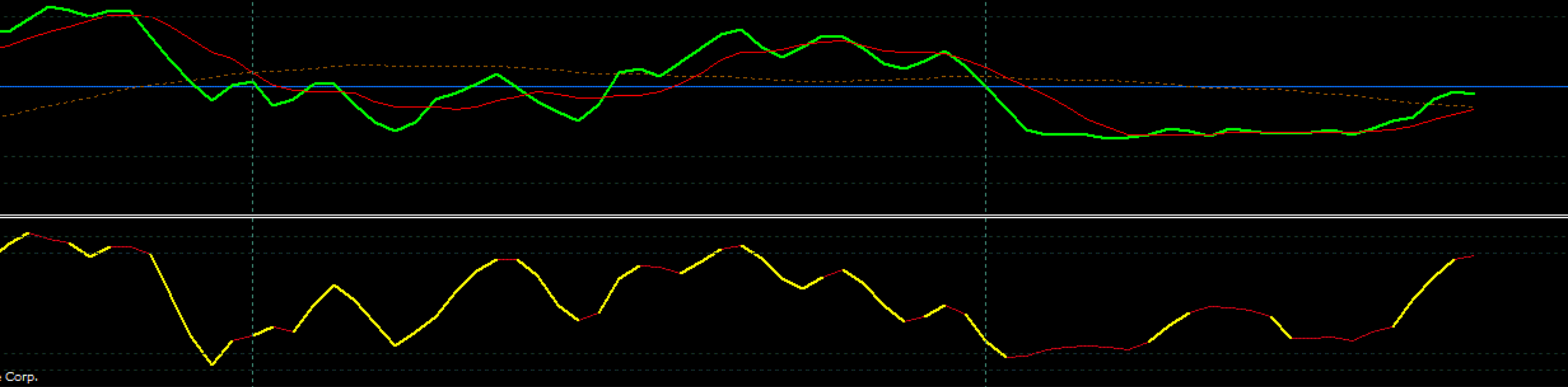






5d=165 10d=176 20d=191

43.9824 ATR(7) 0.0008



Corp.



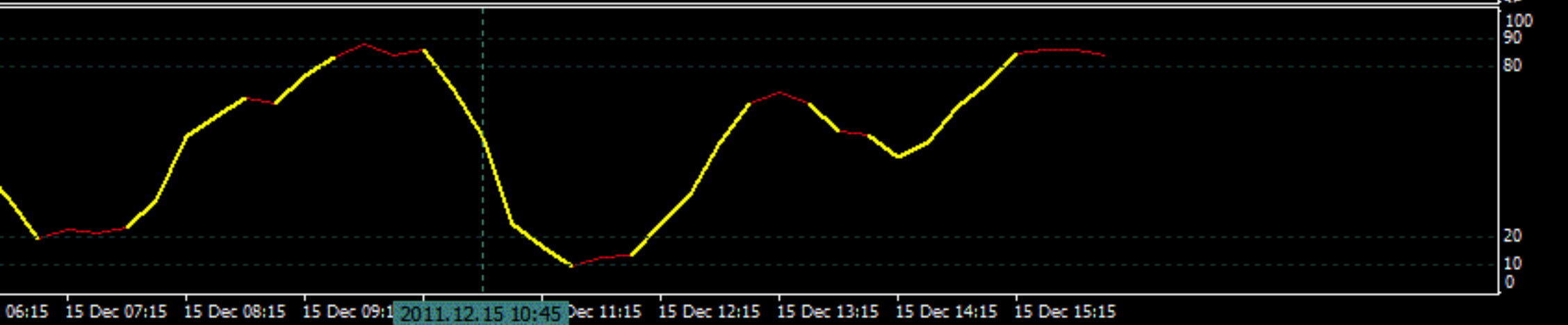
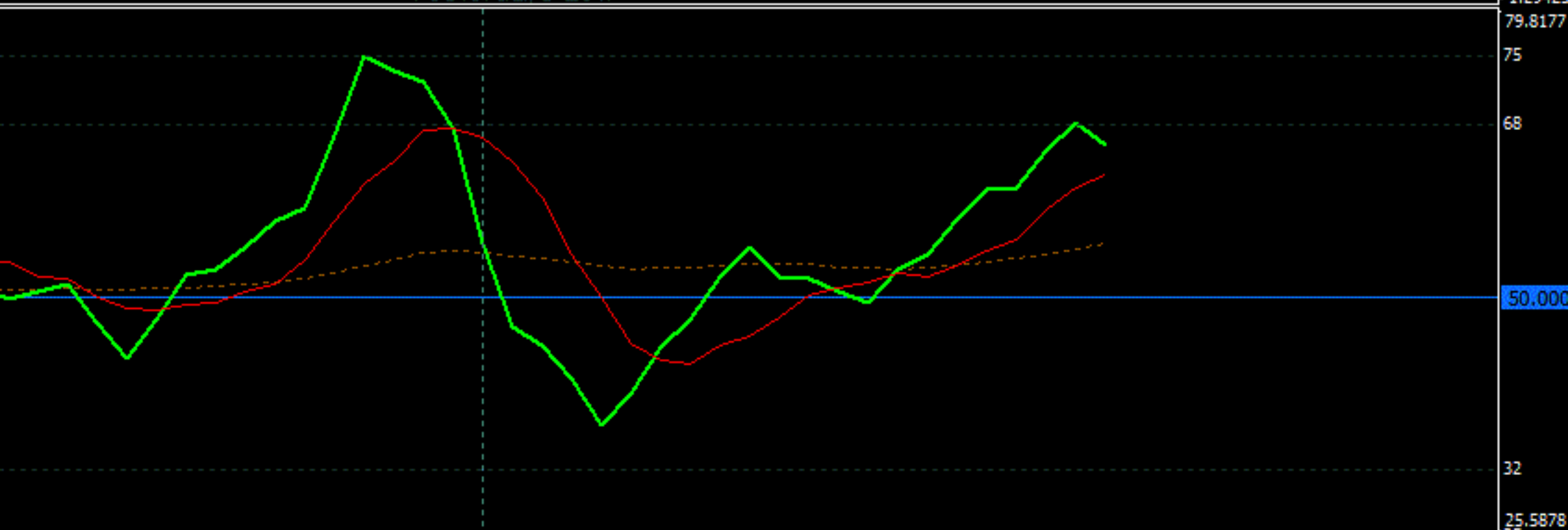














EURUSD M15  
Spread 2  
Range 152.0  
Candle 05:16  
**1.3034**

THV CaveManager v1.41 x

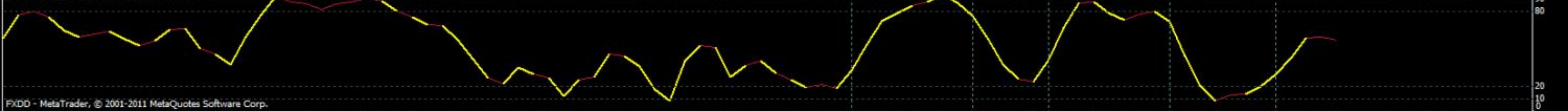


T=80 Y=92 ADR=137 5d=161 10d=147 20d=147

Traders Dynamic Index 69.9679 54.4105 38.8531 46.6715 47.9514 ATR(7) 0.0012



[Stoch(6,3,3) with Slope v1.01] 57.0379 58.5719





1.3390

THV CaveManager v1.41 x























EURUSD H1  
Spread 2  
Range  
Candle 15:51  
**1.3189**

CaveManager v1.41 on FXDirectDealer (\$ digits)  
Waiting for action ...

THV CaveManager v1.41













EURUSD H1

Spread 2  
Range 135.0  
Candle 18.25  
**1.3158**

CaveManager v1.41 on FXDirectDealer (5 digits)  
Waiting for action...

THV CaveManager v1.41

NEW WEEK



T=82 Y=183 ADR=148 5d=140 10d=131 20d=137

Traders Dynamic Index 79.1794 55.4968 31.8143 62.3541 62.7055 ATR(7) 0.0033

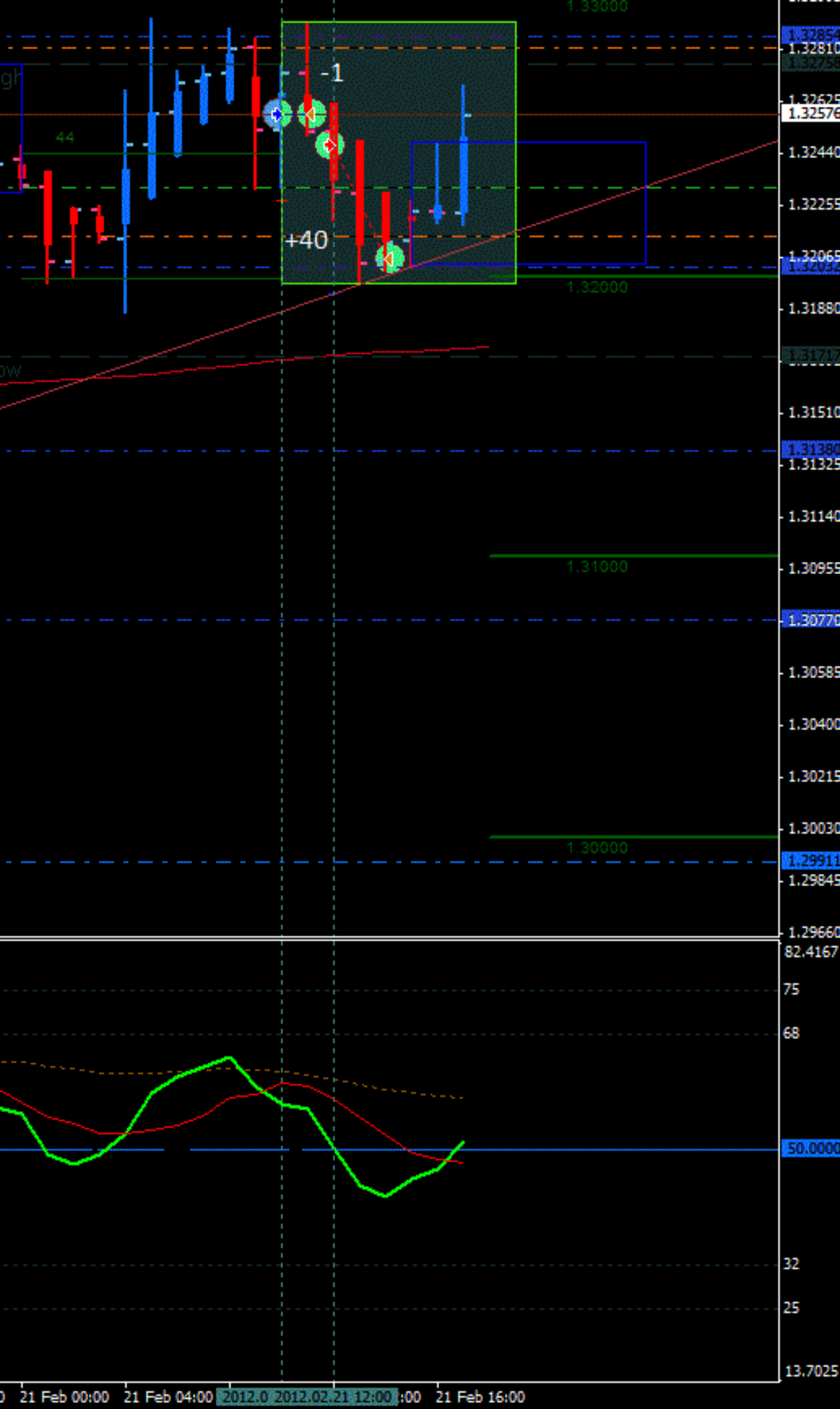






























26 Sep 2011	26 Sep 03:15	26 Sep 04:15	26 Sep 05:15	26 Sep 06:15	26 Sep 07:15	26 Sep 08:15	26 Sep 09:26 10:00	10:15	26 Sep 11:15	26 Sep 12:15	26 Sep 13:45	26 Sep 15:00	26 Sep 16:00	16:15	26 Sep 17:45	26 Sep 19:00	19:15	26 Sep 20:15	26 Sep 22:00	22:15	26 Sep 23:15	27 Sep 00:15
-------------	--------------	--------------	--------------	--------------	--------------	--------------	--------------------	-------	--------------	--------------	--------------	--------------	--------------	-------	--------------	--------------	-------	--------------	--------------	-------	--------------	--------------



EURUSD M15  
Spread 1  
Candle 07:39  
**1.3544**

THV CaveManager v1.41 x

MN1 W1 D1 H4 H1 M30 M15 M5



T=6 Y=157 ADR=176 5d=179 10d=179 20d=187

Traders Dynamic Index 53.4743 41.2129 28.9516 31.6563 32.9735

ys High

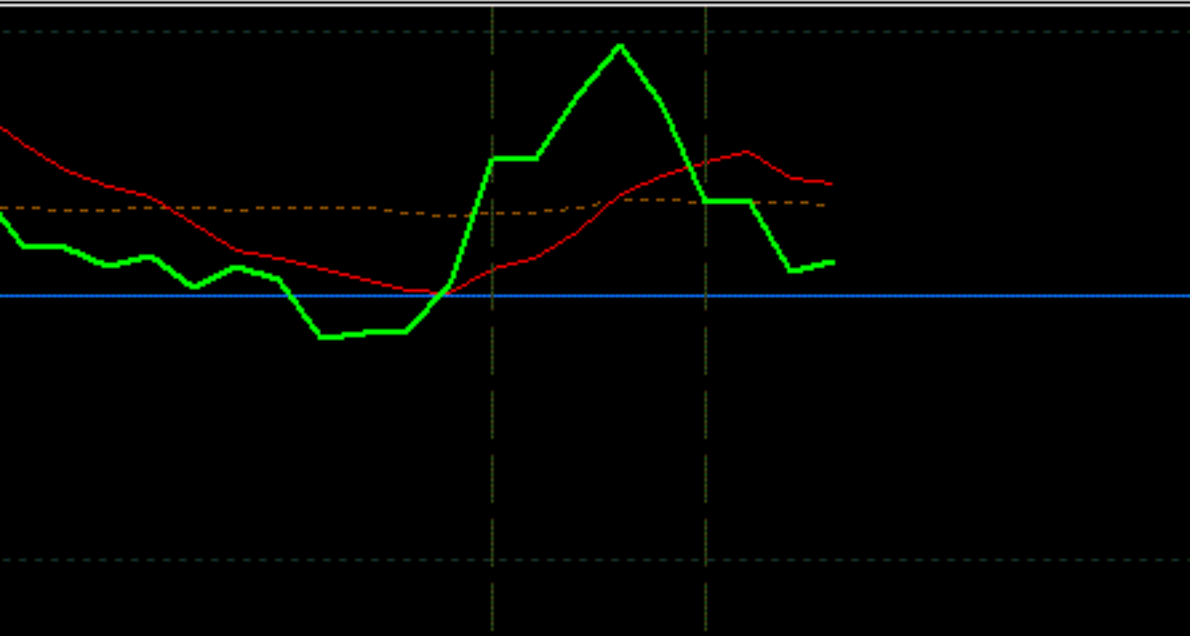
possible 100+ pips  
long from yellow line

possible 50+ pips

short from yellow line

EURUSD H1

ys Low





EURUSD H1  
Spread 4  
Range 211.0  
Candle 48:37  
1.3536

THV CaveManager v1.41

MM1 W1 D1 H4 H1 M30 M15 M5

CaveManager v1.41 on FXDirectDealer (5 digits)  
Waiting for action .....







EURUSD H1  
Spread 2  
Candle 19:57  
1.3616

MN1 W1 D1 H4 H1 M30 M15 M5









EURUSD M15

Spread 2

Range 189.0

Candle 13:51

1.3751

THV CaveManager v1.41



T=29 Y=189 ADR=186 5d=174 10d=191 20d=188







EURUSD M15  
Spread 2  
Range 189.0  
Candle 06:50  
**1.3713**

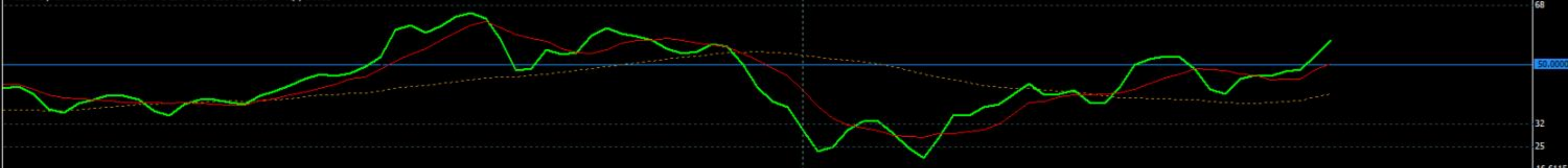


Long: 0  
Short: 0

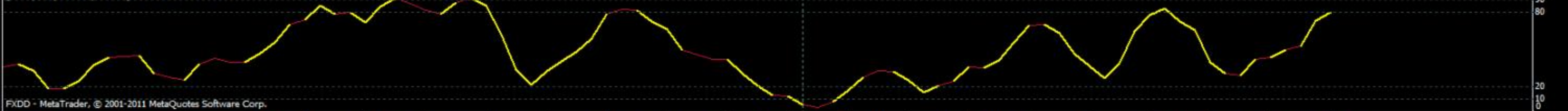
0

0 +224 T=135 Y=189 ADR=186 5d=174 10d=191 20d=188

Traders Dynamic Index 56.1834 41.0772 25.9709 57.2564 50.1828 ATR(7) 0.0022



[Stoch(8,3,3) with Slope v1.01] 80.1373 80.1373 68.7355



Test of London high failed...entered short  
with TDI and Stoch agreement



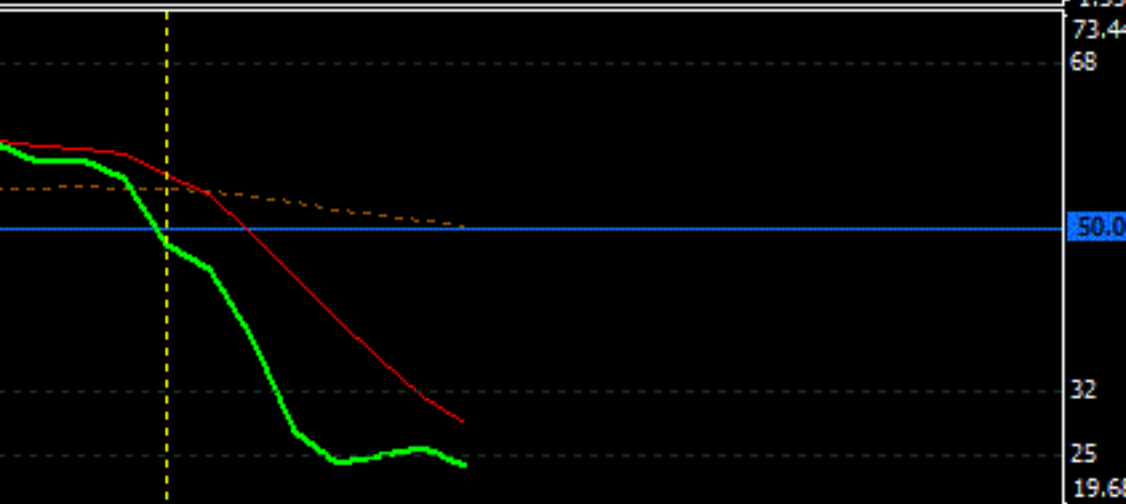
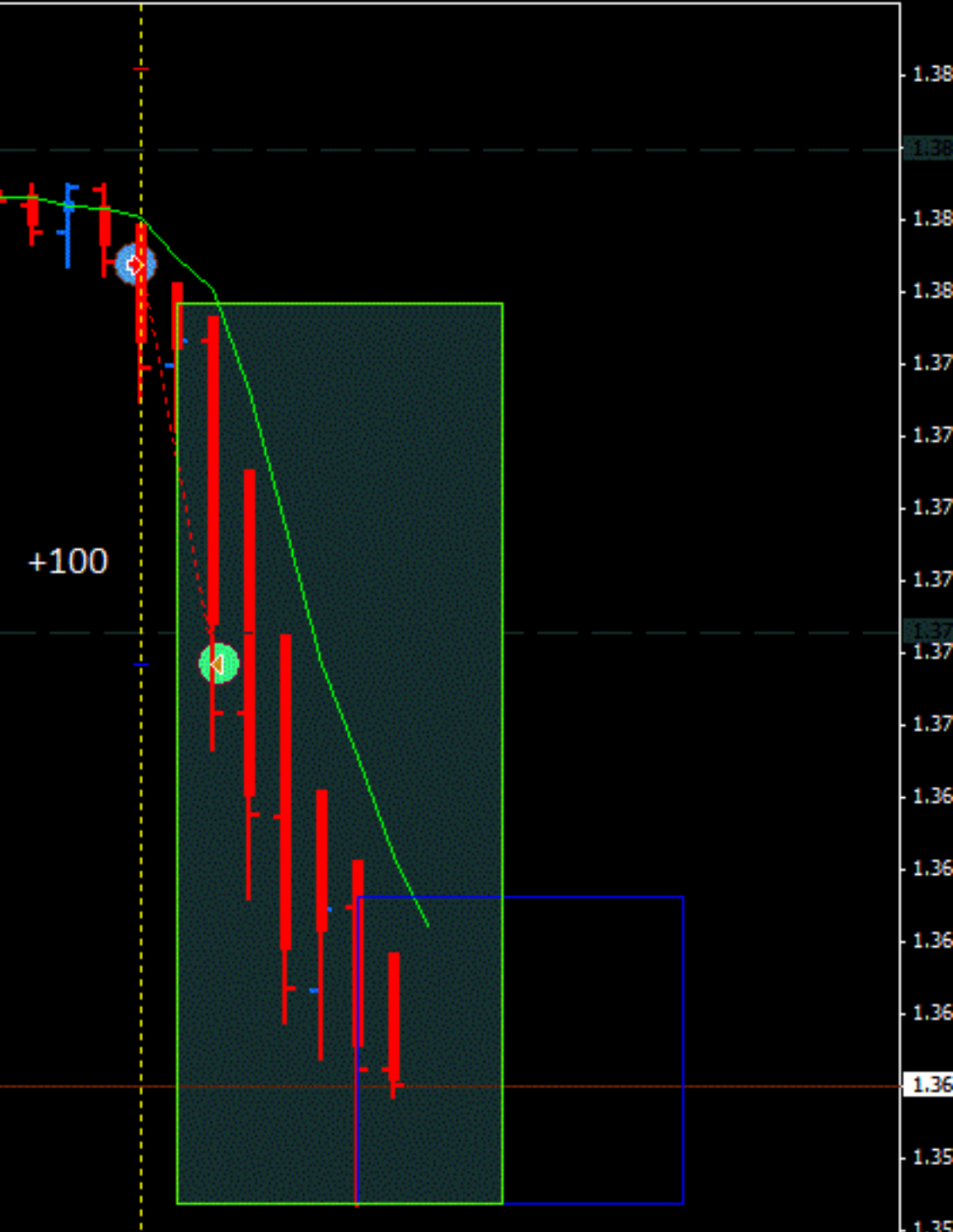












3:00 2011.11.09 09:00 Nov 11:00 9 Nov 15:00



EURUSD H1

Spread 2

Range 203.0

Candle 07:58

1.4429

100 TP reached..3 hr trade

MN1 W1 D1 H4 H1 M30 M15 M5

87 ADR very low today

closed for +19  
on 25 pip trailing stop

entered on strong break  
of Asian Session high.

Long: 0  
Short: 0

0

0 +1715 T=146 Y=87 ADR=155 5d=154 10d=182 20d=197

71 pip gain on M15 reversal  
closed b4 10 EDT news

Traders Dynamic Index 72.0335 54.3752 36.7168 49.9436 59.8507 ATR(7) 0.0046

[Stoch(8,3,3) with Slope v1.01] 21.5421 21.5421 32.1420

FXDD - MetaTrader, © 2001-2011 MetaQuotes Software Corp.

19 Aug 2011 22 Aug 02:00 22 Aug 10:00 17:00 18:00 22 Aug 22:00 23 Aug 02:00 23 Aug 10:00 2011.08.23 11:20 2011.08.23 16:30 Aug 18:00

EURUSD H1  
Spread 2  
Candle 00:01  
1.3660

MN1 M30 M15 M5

1 FAILED CROSS

Yesterdays High

Yesterdays Low

Long:0  
Short:0

0

0 0

T=310 Y=227 ADR=181 5d=182 10d=158 20d=157

Traders Dynamic Index 40.9806 28.0366 15.0925 20.9658 20.2160 ATR(7) 0.0053 RSI(13) 17.3783

[Stoch(8,3,3) with Slope v1.01] 20.0031 21.3123

FXDD - MetaTrader, © 2001-2011 MetaQuotes Software Corp.

5 Sep 2011 09:00 5 Sep 2011 20:00 6 Sep 01:00 6 Sep 09:00 6 Sep 17:00 6 Sep 21:00 7 Sep 01:00 7 Sep 05:00 7 Sep 12:00 7 Sep 18:00 7 Sep 21:00 8 Sep 01:00 8 Sep 05:00 8 Sep 13:00 8 Sep 17:00 8 Sep 21:00 9 Sep 01:00 9 Sep 06:00 9 Sep 13:00 9 Sep 17:00 9 Sep 21:00



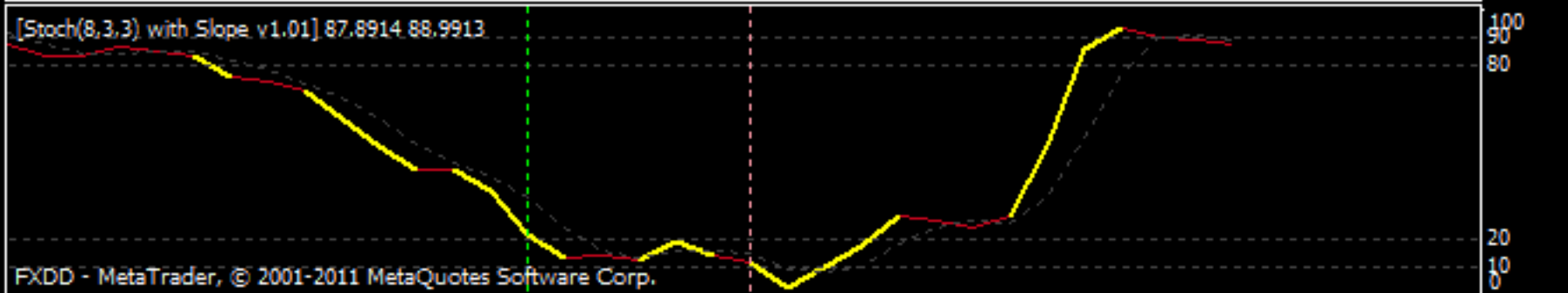
EURUSD M15

Spread 2

Range 203.0

Candle 10:51

1.4424



FXDD - MetaTrader, © 2001-2011 MetaQuotes Software Corp.

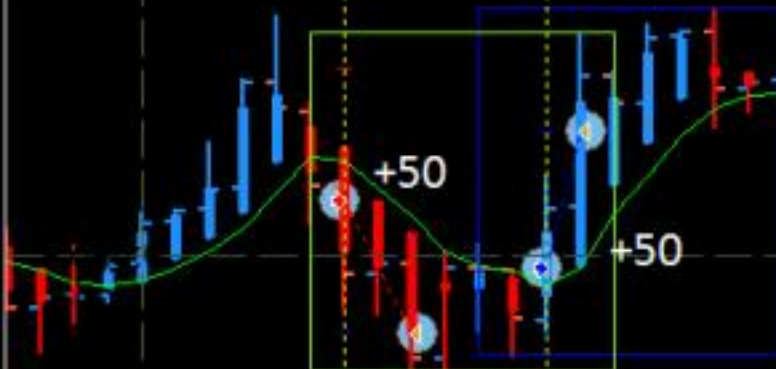




EURUSD H1  
Spread 2  
Candle 00:01  
1.4156

MN1 W1 D1 H4 H1 M30 M15 M5

Ranging market 4 days this week on EU during London  
Only 5 trades taken...1 @+200, 3 @+50 & 1 small loss.

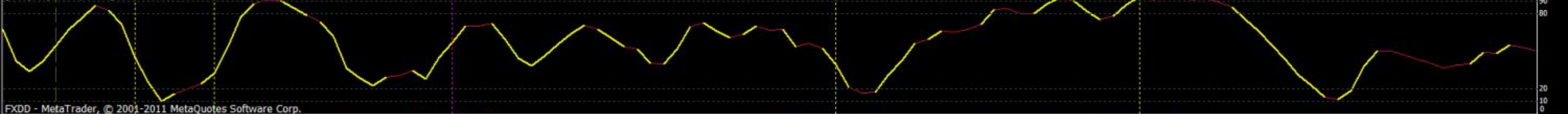


T=67 Y=382 ADR=240 5d=200 10d=185 20d=191

Traders Dynamic Index 81.8957 66.2268 50.5580 51.7273 54.6585 ATR(7) 0.0026



[Stoch(8,3,3) with Slope v1.01] 46.7073 49.9352



FXDD - MetaTrader, © 2001-2011 MetaQuotes Software Corp.

24 Oct 2011 05:00 2011.10.24 11:00 2011.10.24 17:00 24 Oct 21:00 25 Oct 01:00 25 Oct 05:00 2011.10.25 11:00 Oct 13:00 25 Oct 17:00 25 Oct 21:00 26 Oct 01:00 26 Oct 05:00 26 Oct 09:00 2011.10.26 16:00 17:00 26 Oct 21:00 27 Oct 01:00 27 Oct 05:00 27 Oct 09:00 2011.10.27 15:00 Oct 17:00 27 Oct 21:00 28 Oct 01:00 28 Oct 05:00 28 Oct 09:00 28 Oct 13:00 28 Oct 17:00 28 Oct 21:00



EURUSD H1  
Spread 2  
entered on resistance pullback (TDI already crossed)  
Candle 55:41 had seen this same bounce twice last week  
**1.3573**

MN1 W1 D1 H4 H1 M30 M15 M5

+152

exited on pullback

+50

exited on 25 pip pullback

+57

+50

-1

days High

+50  
M15 trade

missed my 50 TP by 1 pip

+100

Yesterdays Low

T=167 Y=118 ADR=163 5d=165 10d=176 20d=191

Traders Dynamic Index 65.1224 52.2341 39.3458 66.3625 63.7589 ATR(7) 0.0042

[Stoch(8,3,3) with Slope v1.01] 74.6968 74.6968 80.5124



EURUSD H1  
Spread 2  
Range 183.0  
Candle 27.56  
1.3273

THV CaveManager v1.41 x

M1 W1 D1 N4 H1 M30 M15 M5

+71

+50

+50

+50

+50

+22

+50

early entry based  
on PA, not TDI cross

+50

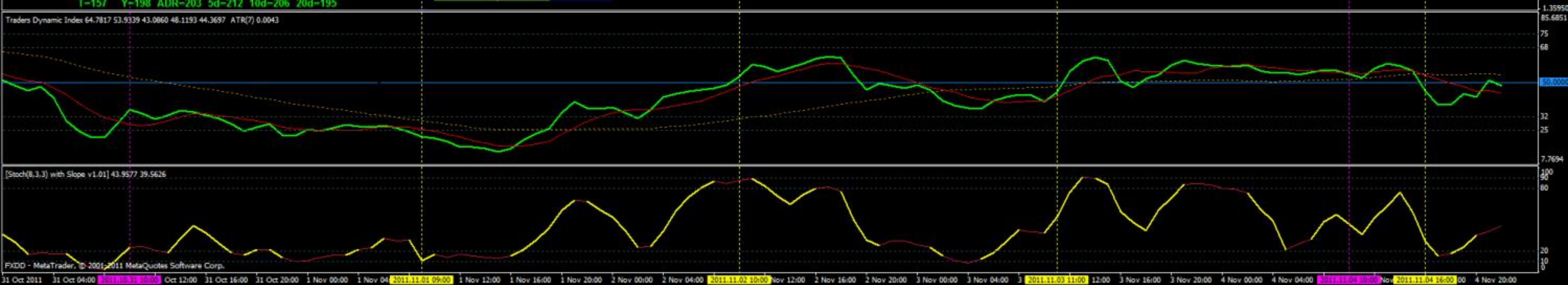
+50

T-140 Y-95 ADR-140 5d-137 10d-151 20d-175

Traders Dynamic Index 51.3258 38.8170 26.3083 42.0770 29.7313 ATR(7) 0.0036



EURUSD H1  
Spread 2  
Candle 33.14  
1.3770





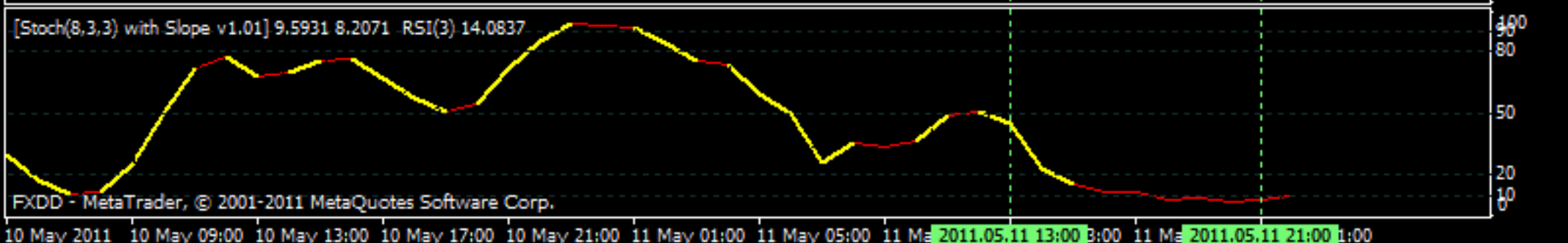
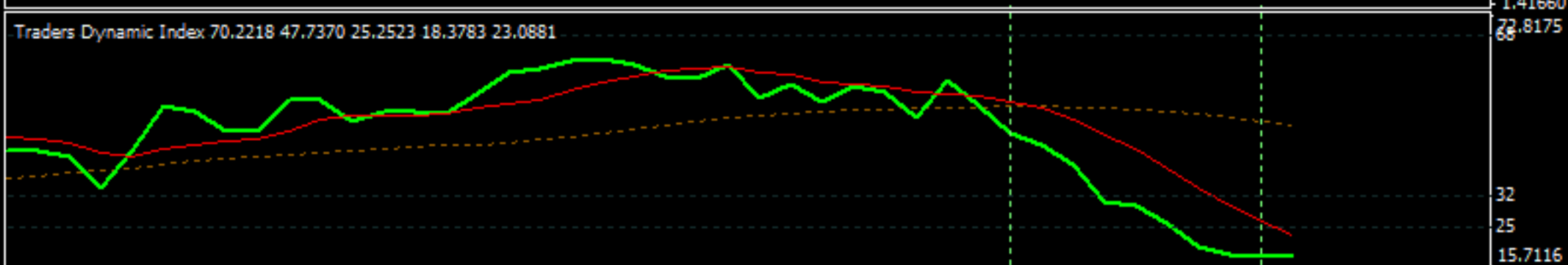
EURUSD H1

Spread 2

Range 160.0

Candle 53:01

1.4198



THV CaveManager v1.41 ☺

Range 118.0

Candle 00:01

1.3901

MN1 W1 D1 H4 H1 M30 M15 M5

Long:0  
Short:0

T=151 Y=149 ADR=121 5d=102 10d=114 20d=118

caught this nice 78 pip move Friday morning

↑ touched red line; but did not cross so I stayed in.

RSI(3) 87.6465 [Stoch(8,3,3) with Slope v1.01] 87.8460 87.8460 80.9001

11 Mar 2011	11 Mar 13:00	11 Mar 14:00	11 Mar 15:00	2011.03.11 16:30	11 Mar 17:00	11 Mar 18:00	11 Mar 19:00	2011.03.11 20:00	11 Mar 21:00	11 Mar 22:00
-------------	--------------	--------------	--------------	------------------	--------------	--------------	--------------	------------------	--------------	--------------

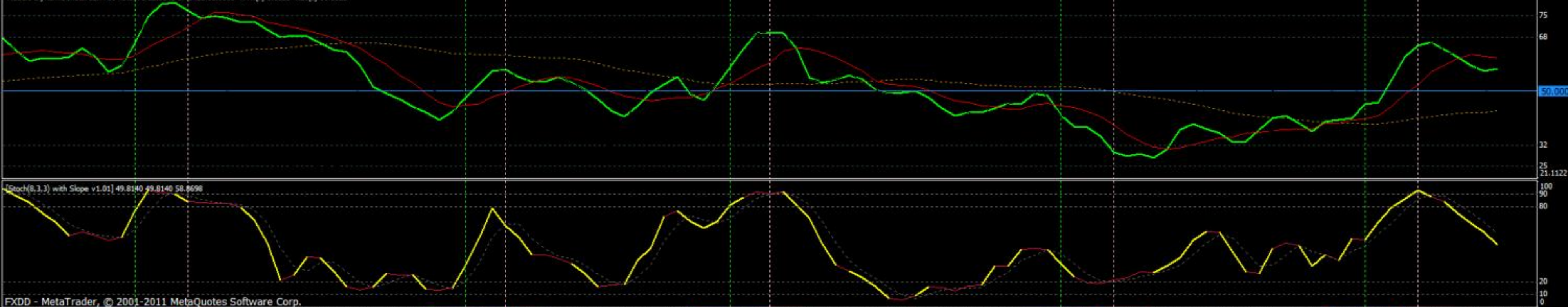


EURUSD H1  
Spread 2  
Candle 00:01  
1.4394

MN1 W1 D1 M4 M30 M15 M5



Traders Dynamic Index 62.7798 43.3671 23.9545 57.5421 61.0000 ATR(7) 0.0028 RSI(8) 60.1623





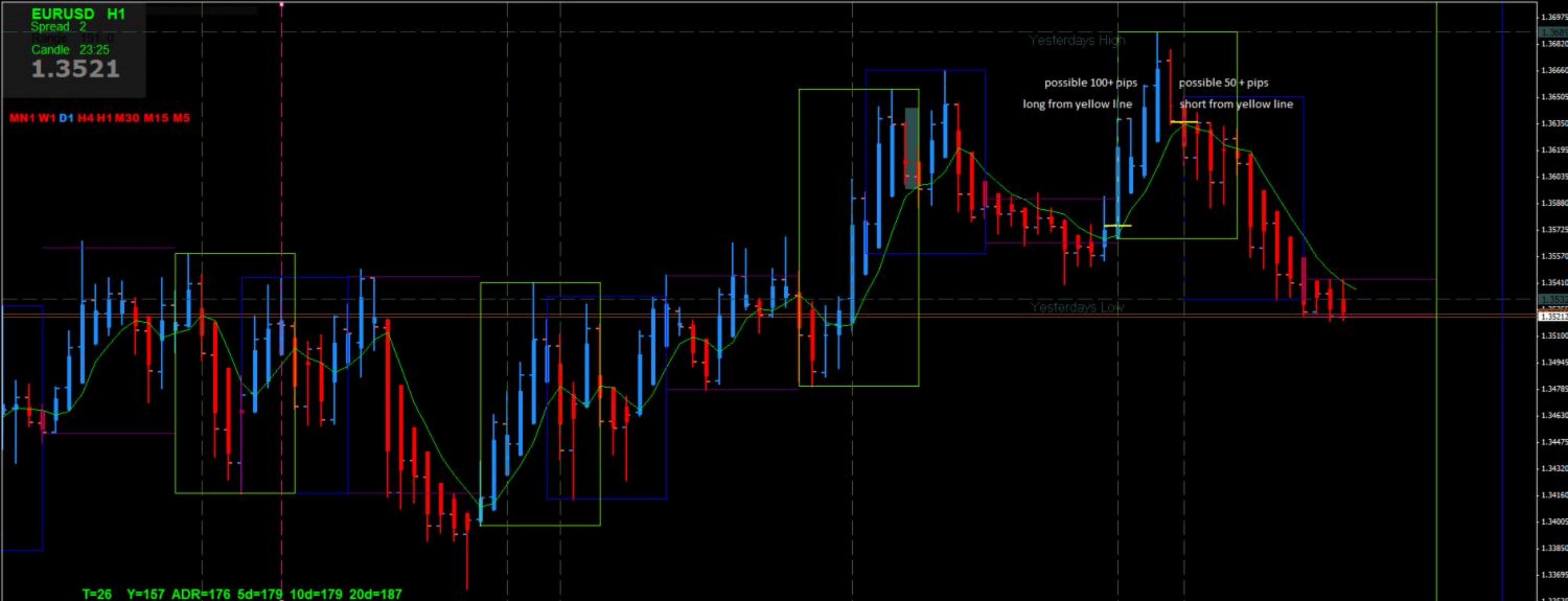
EURUSD H1

Spread 2

Candle 23:25

1.3521

MN1 W1 D1 H4 H1 M30 M15 M5



T=26 Y=157 ADR=176 5d=179 10d=179 20d=187

Traders Dynamic Index 64.6875 52.2512 39.8149 39.4715 41.4230 ATR(7) 0.0029 RSI(13) 34.3439







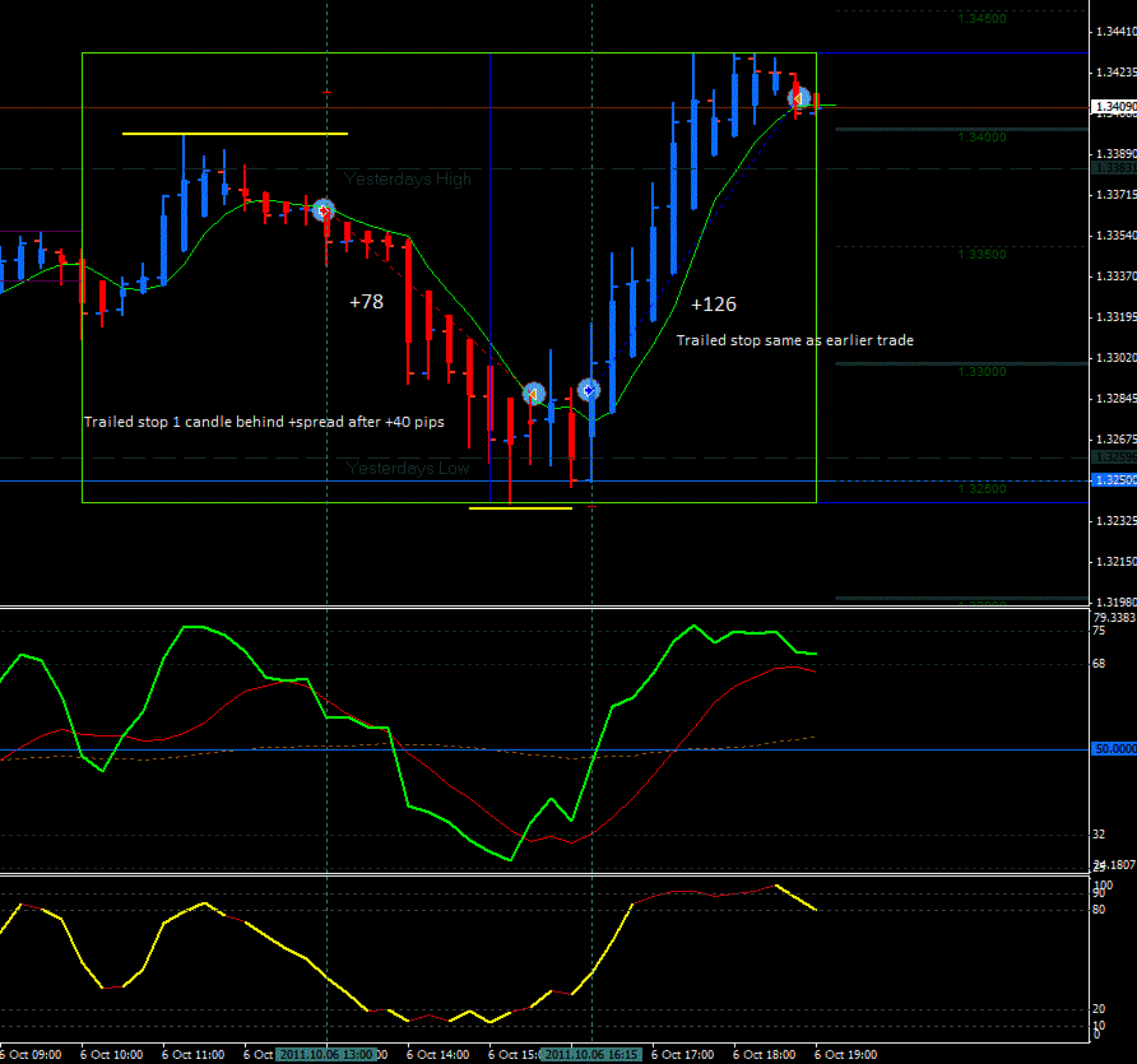


## EU H1 chart

















GBPJPY H1

Spread 4

Candle 05:35

136.50

THV CaveManager v1.41

139.940

139.54

139.130

138.720

138.320

137.920

137.510

137.100

136.700

136.498

136.290

136.000

135.890

135.5272

50.000

400

80

50

20

10

0

MN1 W1 D1 H4 H1 M30 M15 M5

CaveManager v1.41 on FXDirectDealer (3 digits) Waiting for action .....

Long:0

Short:0

0

0 +1951 T=259 Y=155 ADR=183 5d=185 10d=177 20d=214

Traders Dynamic Index 54.4175 41.4167 28.4160 18.8614 31.4778

RSI(3) 1.4605 [Stoch(8,3,3) with Slope v1.01] 17.6777 15.2767

FXDD - MetaTrader, © 2001-2011 MetaQuotes Software Corp.

8 Apr 2011 8 Apr 16:00 8 Apr 20:00 11 Apr 01:00 11 Apr 05:00 11 Apr 09:00 11 Apr 13:00 11 Apr 17:00 11 Apr 2011.04.12 02:00 12 Apr 05:00





