



Stops 10 pips

Overall

Total Net Profit:	\$9,138	Profit Factor (\$Wins/\$Losses):	1.66
Total Trades:	311	Winning Percentage:	30.2%
Average Trade:	\$29	Payout Ratio (Avg Win/Loss):	3.83
Avg # of Bars in Trade:	101.79	Z-Score (W/L Predictability):	0.6
Avg # of Trades per Year:	313.8	Percent in the Market:	57.9%

Max Closed-out Drawdown: -\$6,425
Account Size Required: \$8,543
Open Equity: \$0
Current Streak: 3 Losses

Max Intraday Drawdown: -\$6,450
Return Pct: 107.0%
Kelly Ratio: 0.1201
Optimal f: 0.01

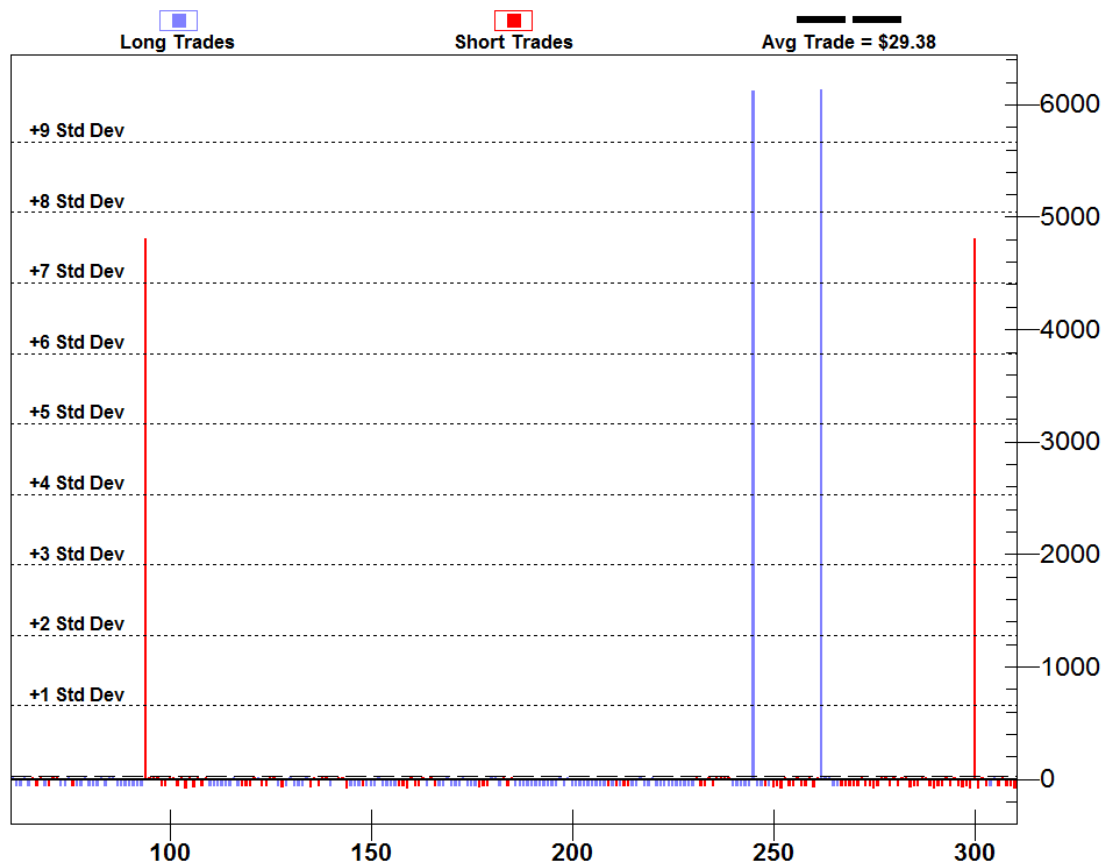
Winning Trades

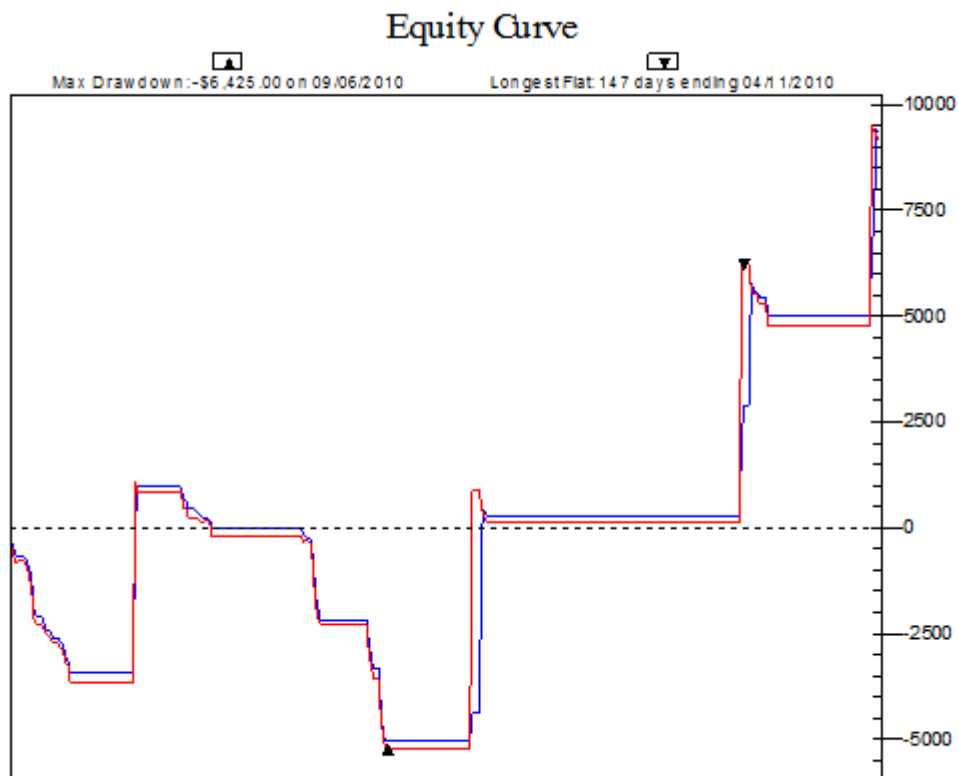
Total Winners: 94
Gross Profit: \$23,000
Average Win: \$245
Largest Win: \$6,131
Largest Drawdown in Win: -\$63
Avg Drawdown in Win: -\$25
Avg Run Up in Win: \$658
Avg Run Down in Win: -\$25
Most Consec Wins: 4
Avg # of Consec Wins: 1.38
Avg # of Bars in Wins: 333.14

Losing Trades

Total Losers: 217
Gross Loss: -\$13,863
Average Loss: -\$64
Largest Loss: -\$88
Largest Peak in Loss: \$156
Avg Peak in Loss: \$36
Avg Run Up in Loss: \$36
Avg Run Down in Loss: -\$64
Most Consec Losses: 17
Avg # of Consec Losses: 3.19
Avg # of Bars in Losses: 1.58

Profit Per Trade





Stops 45 pips

Overall

Total Net Profit:	\$11,538	Profit Factor (\$Wins/\$Losses):	1.95
Total Trades:	190	Winning Percentage:	76.8%
Average Trade:	\$61	Payout Ratio (Avg Win/Loss):	0.59
Avg # of Bars in Trade:	154.79	Z-Score (W/L Predictability):	-0.4
Avg # of Trades per Year:	191.7	Percent in the Market:	53.7%
Max Closed-out Drawdown:	-\$3,656	Max Intraday Drawdown:	-\$3,938
Account Size Required:	\$6,031	Return Pct:	191.3%
Open Equity:	\$3,113	Kelly Ratio:	0.3749
Current Streak:	1 Losses	Optimal f:	0.07

Winning Trades

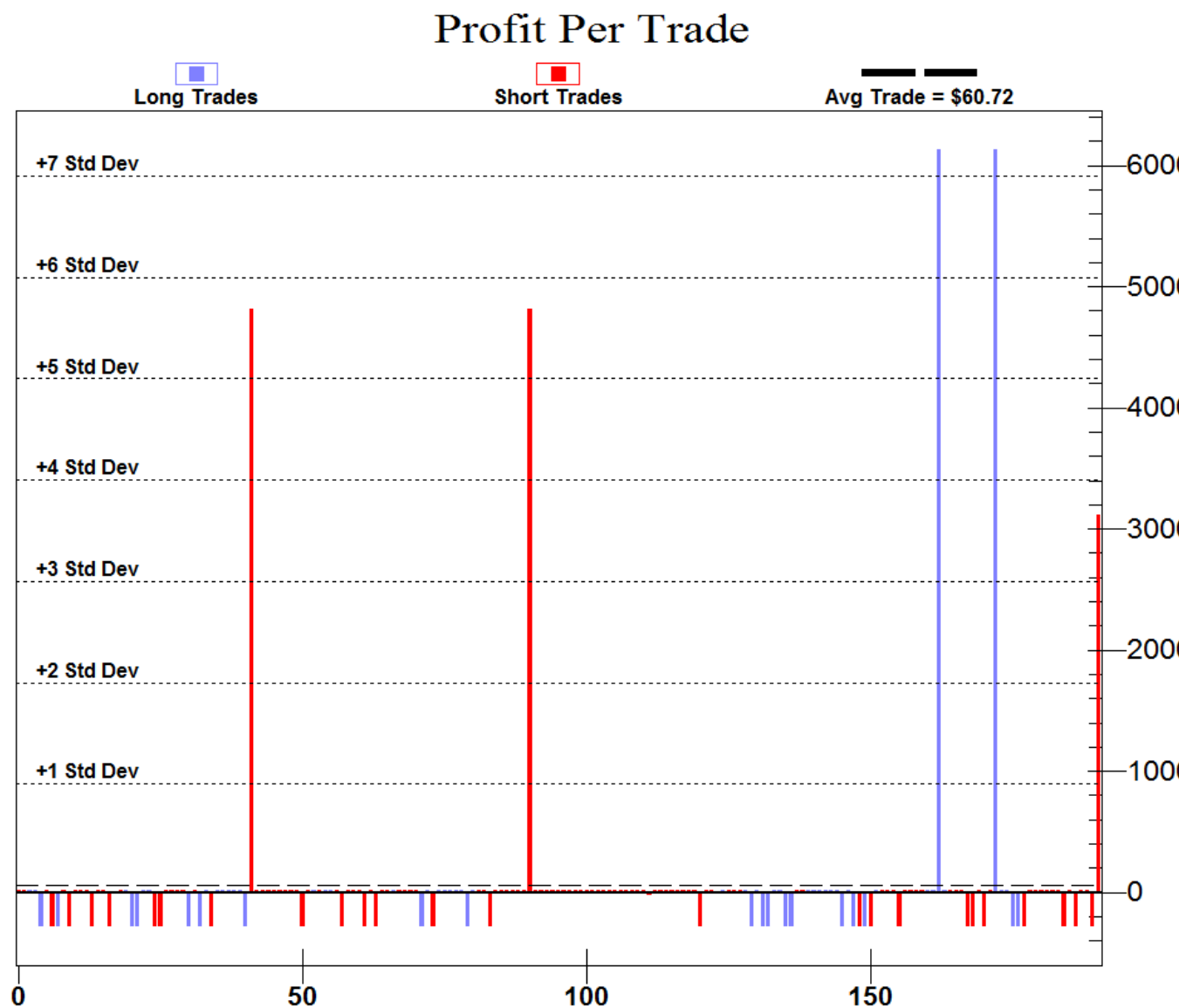
Total Winners:	146
Gross Profit:	\$23,650
Average Win:	\$162
Largest Win:	\$6,131
Largest Drawdown in Win:	-\$275
Avg Drawdown in Win:	-\$95
Avg Run Up in Win:	\$505

Losing Trades

Total Losers:	44
Gross Loss:	-\$12,113
Average Loss:	-\$275
Largest Loss:	-\$281
Largest Peak in Loss:	\$138
Avg Peak in Loss:	\$48
Avg Run Up in Loss:	\$48

Avg Run Down in Win: -\$95
Most Consec Wins: 27
Avg # of Consec Wins: 4.42
Avg # of Bars in Wins: 197.84

Avg Run Down in Loss: -\$276
Most Consec Losses: 4
Avg # of Consec Losses: 1.33
Avg # of Bars in Losses: 11.98



Equity Curve

