



# Table of Contents

- » What are **Inversion FVGs**?
  - » **High Probability** way of using IFVGs
  - » Is it worth using **IFVG**?
  - » Alternate ways of **Execution**:
    - Liquidity Sweeps *(Aggressive)*
    - Orderblocks
    - FVGs
    - S/R Flip on Lower Timeframe
- } *For Confirmation Traders*

## What are **Inversion FVGs**?

### Key Points 💡

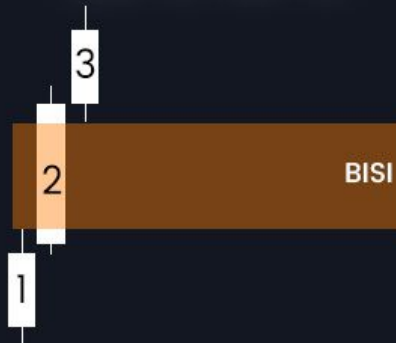
- » Before understanding **IFVGs** you must have an understanding of Fair Value Gaps (FVGs)



- » On the most elementary level, **FVGs** are of 2 types only
  - BISI (Buyside Imbalance Sellside Inefficiency)
  - SIBI (Sellside Imbalance Buyside Inefficiency)



# BISI



## Key Points

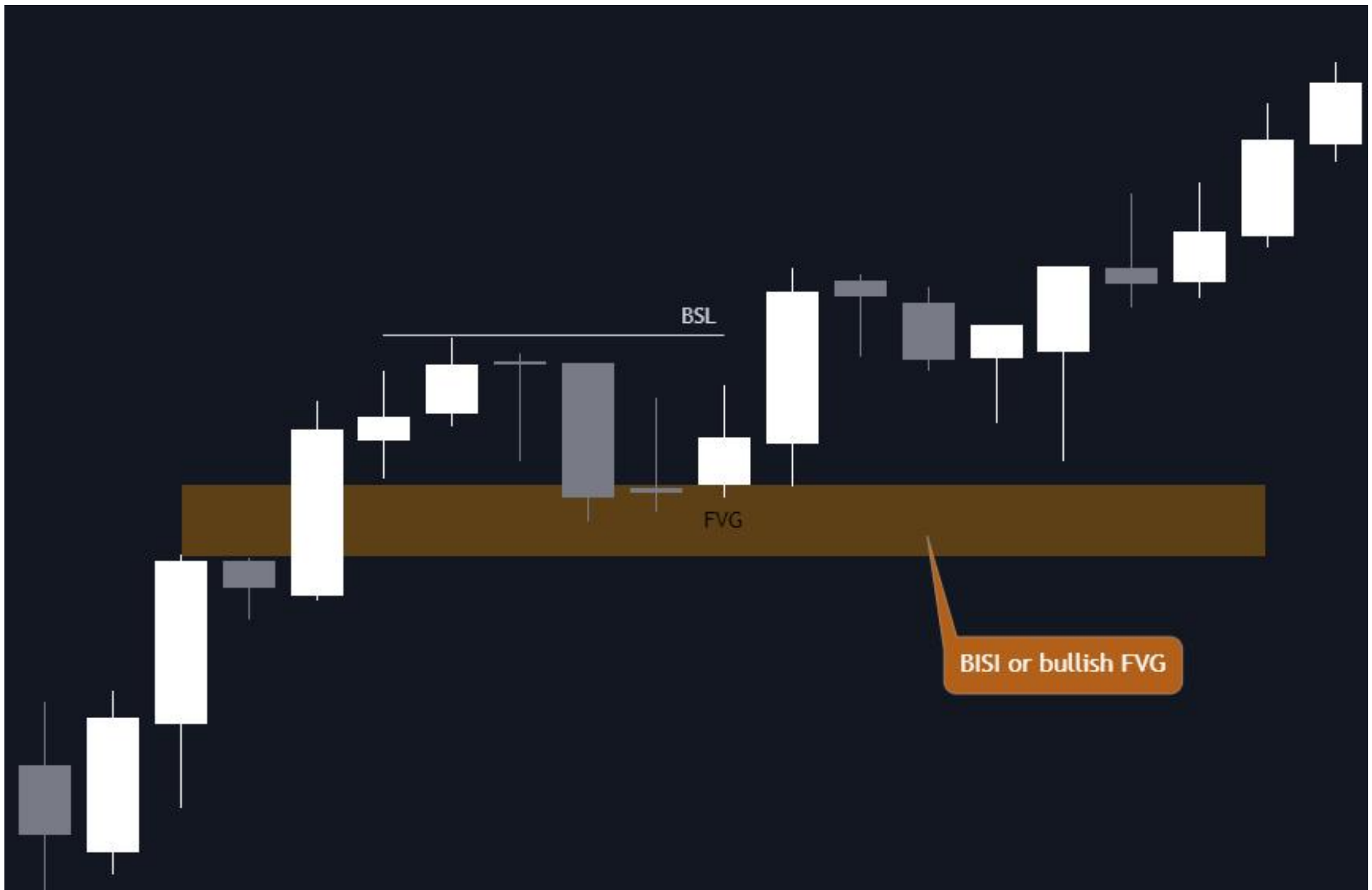
- » 3 candle pattern
- » Buyside Imbalance Sellside Inefficiency
- » Buyside was offered but sellside wasn't present causing inefficiency.
- » Good BISI respect the Consequent Encroachment (CE)

## How to mark it?

- » Gap between the first candle high and third candle low.



Examples Ahead



# SIBI



## Key Points

- » 3 candle pattern
- » Sellside Imbalance Buyside Inefficiency
- » Sellside was offered but buy side wasn't present causing inefficiency.
- » Good SIBI respect the Consequent Encroachment (CE)

## How to mark it?

- » Gap between the first candle low and third candle high.



Examples Ahead





## What are **Inversion FVGs**?

### Key Points


- » Let come back to the topic as to **WHAT ARE IFVGs?**
- » In normal circumstances BISI acts as a Bullish FVG whereas SIBI acts as a Bearish FVG.
- » However when we are considering Inverted FVGs the **roles reverse**.

### Possible Scenarios:

	Normal	Inverted
BISI	Bullish	Bearish
SIBI	Bearish	Bullish



# Inverted FVG



## Key Points

- » Failed FVGs which act as reactions zones for price later.
- » When **SIBI** acts as support and **BISI** acts as resistance.
- » When you use **BISI** as **IFVG** use it in the premium pricing zone.
- » When you use **SIBI** as **IFVG** use it in the discounted pricing zone.



Examples Ahead



BSL

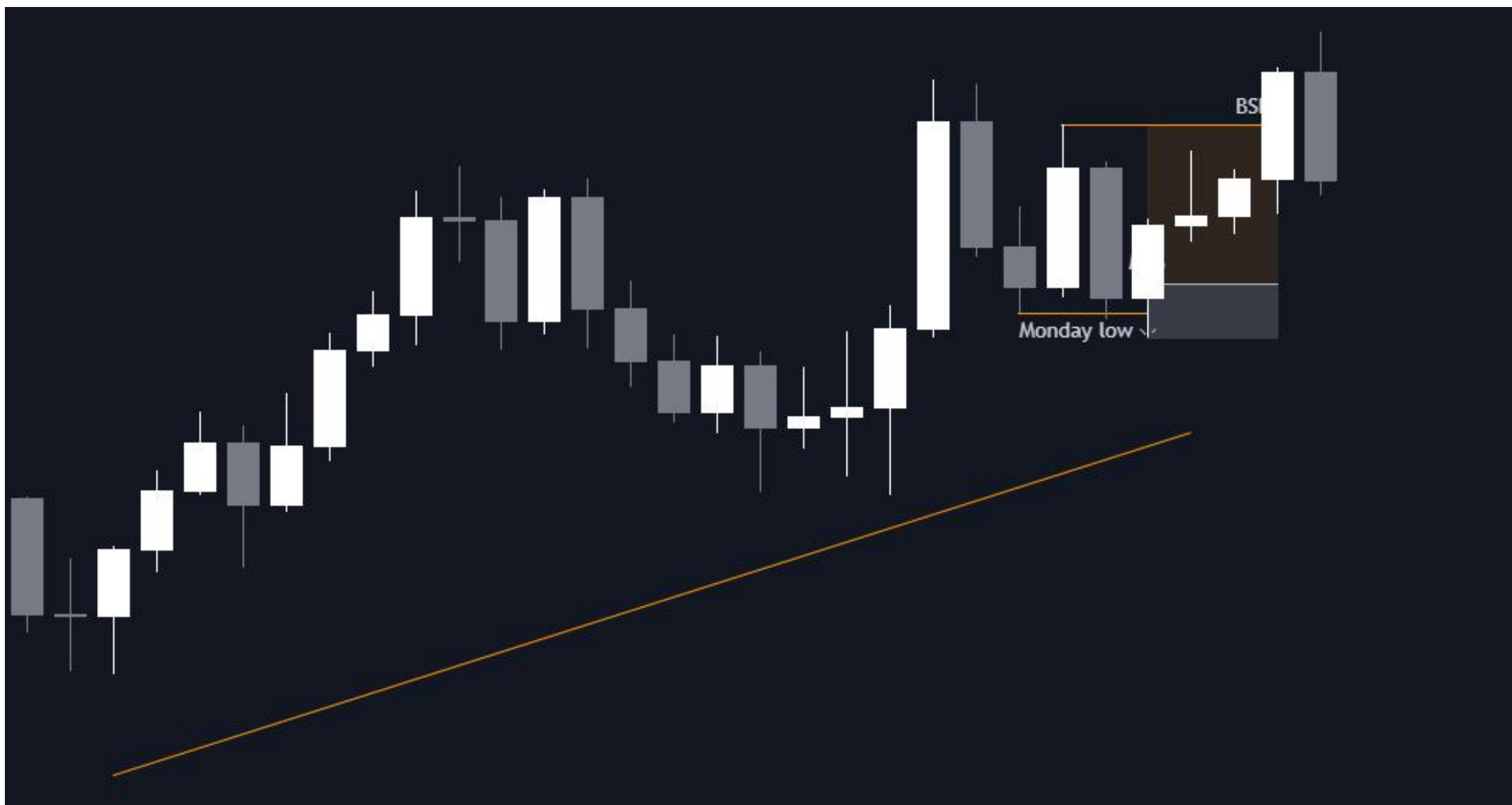


## High Probability way of trading IFVGs

### Checklist

- 1** Establish the higher timeframe trend. Make sure your trade is aligned with that.
- 2** Wait for a “Red Folder” News to happen on the Economic Calendar.
- 3** Once the “Red Folder” news has happened wait for a liquidity sweep then enter on the IFVG formed after the liquidity sweep.

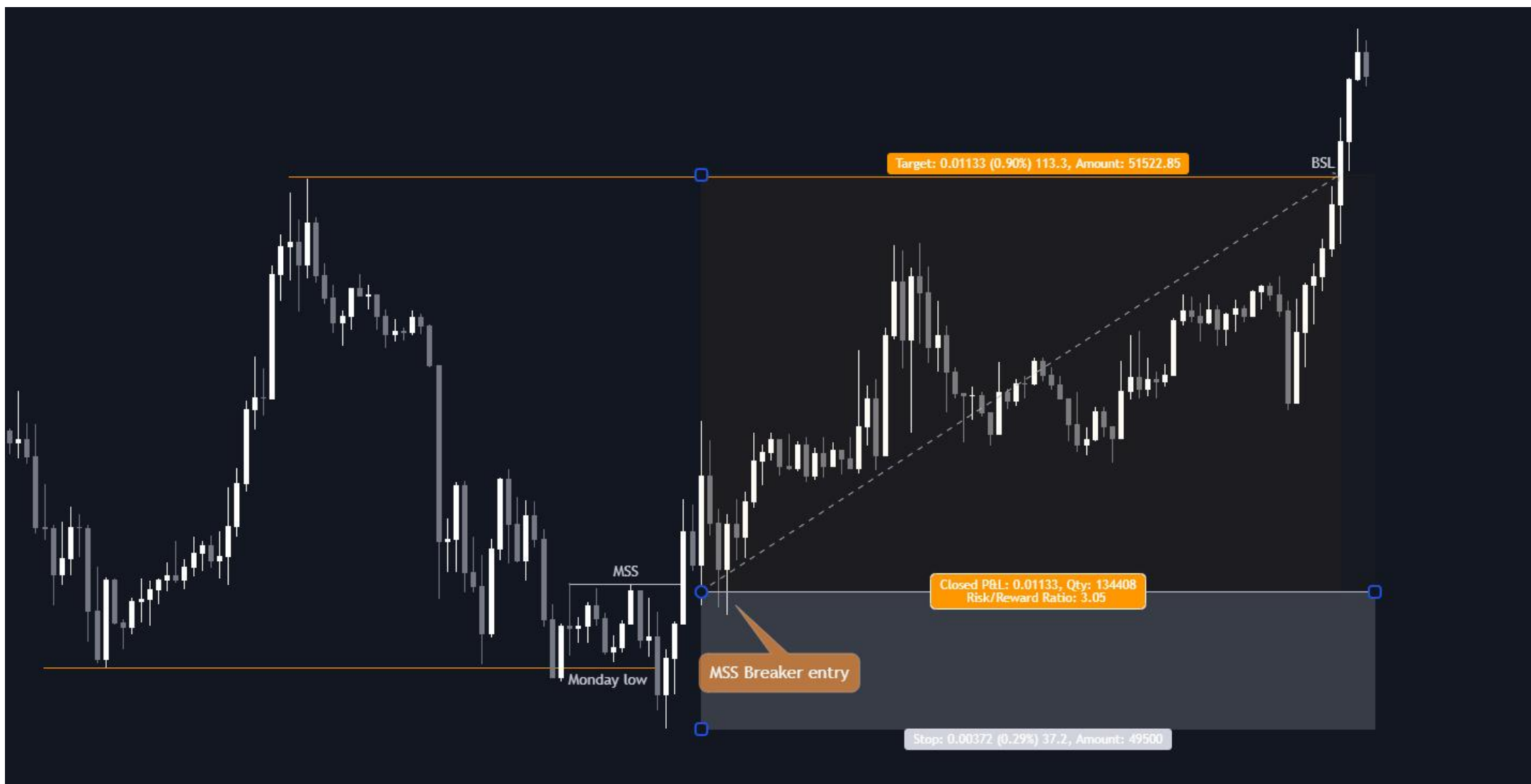






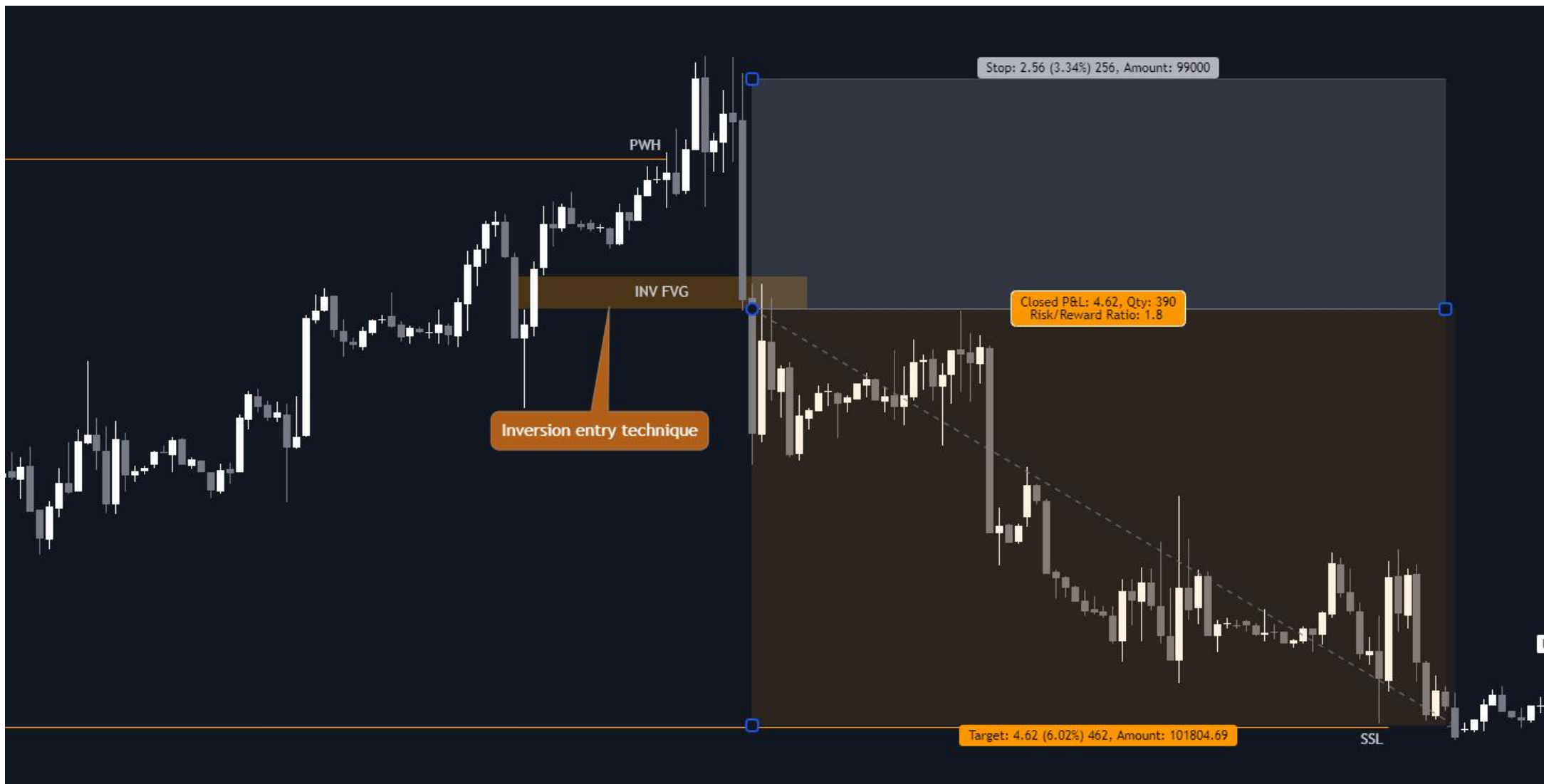










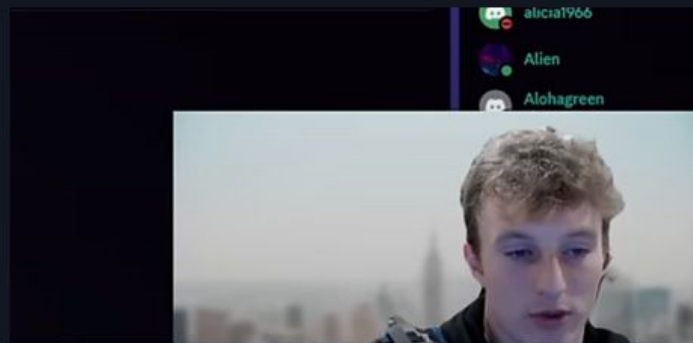




## Is it worth using IFVGs?

### Key Points 💡

- » Firstly IFVGs is an execution tool and can't be seen in isolation.
- » If it works for you then use it but in the recent trading META people and fake gurus are using it as a "MARKETING technique" to sell courses.
- » To summarize I have two main problems with IFVGs:
  - Paid group leaders are using it as a source of marketing as IFVGs seems like a cool and confusing name.



- Secondly there are more simpler approaches to executing that yield the same or better results.

## Alternate Ways of Execution

### Key Points

- » There are much simpler and better ways to execute than **IFVGs**.
- » The 3 step procedure studied previously remains the same i.e. **Align the trade with the trend, Wait for Red folder news, and execute after a liquidity sweep.**
- » After the liquidity sweep you can look for these for 4 things on lower timeframe instead of IFVGs:
  - **Liquidity Sweeps** *(Aggressive Approach and requires Discretion)*
  - **OrderBlocks**
  - **FVGs**
  - **S/R Flip on 1-5 minutes**



**Confirmation Approach**







**@MrStoploss01**



**@MrStoploss01**