

Harmonic pattern indicators out in the WWWilde

1. Indicator: Snorm eWaves Harmonics demo3

Platform: MT4

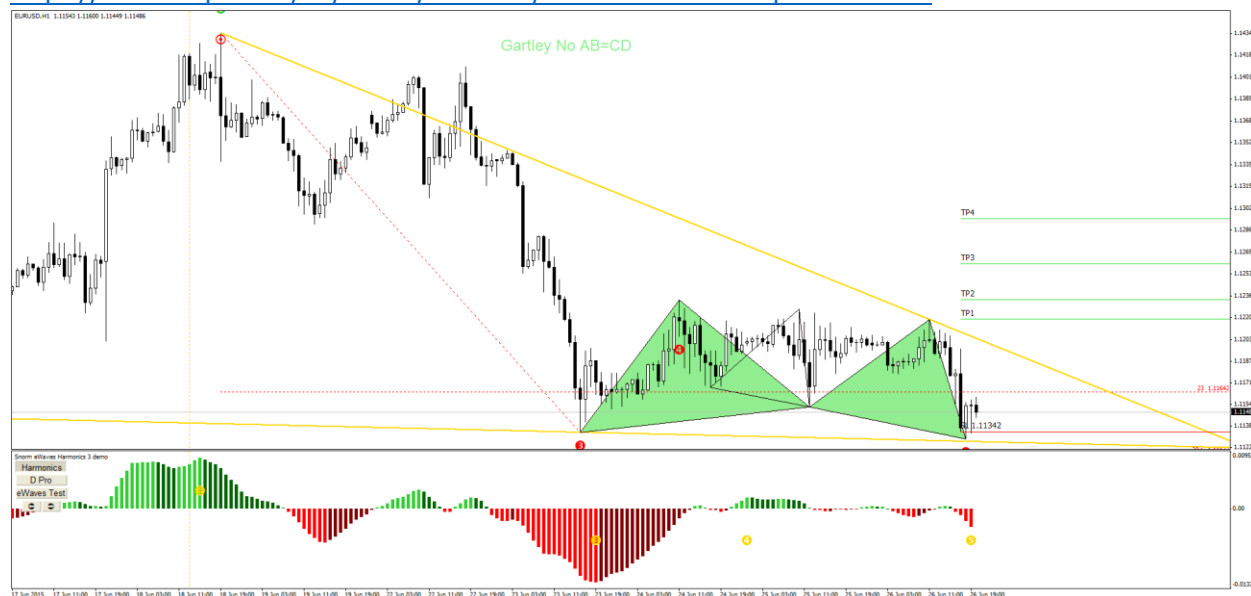
Price: under development, not yet released, sign up for newsletter for info.

Home: <http://www.for-exe.com/harmonics.html>

[img]<https://charts.mql5.com/8/210/eurusd-h1-forex-capital-markets-4.png>[/img]

Pic: Actual, current.

<https://www.mql5.com/en/charts/3630187/eurusd-h1-forex-capital-markets>



Currently generating harmonics signals across all the major pairs, every hour, free of charge

<http://www.forexsticks.com/Signals/harmonic-h1>

Automatic pattern search.

Multi-wave identification, capable to display multiple patterns on the same time frame.

Built in bar-by-bar simulation capable, to simulate parallel on higher timeframe as well.

Provides additional confirmations with swings, trend lines, divergence to the HP trader.

Provides Stop and Target values.

Patterns are defined in a CSV file editable by the user.

Watch video:

2. Indicator: The Harmonic Indi (THI)

Platform: MT4

Price: currently free

Home: <http://www.for-exe.com/theharmonicindi.html>

Pic: Actual, current.

[img]<https://charts.mql5.com/8/210/eurusd-h1-forex-capital-markets-3.png>[/img]

<https://www.mql5.com/en/charts/3630176/eurusd-h1-forex-capital-markets>



Semi-automatic search available, the pattern found will depend on time frame and zoom level.

Potential D projections, different Fibonacci levels and Fibonacci time projections are built in.

Alert, freeze pattern, save picture functions are handy.

Quote from the site:

TheHarmonicIndi, as suggested above, is a manual harmonic drawing tool for the MetaTrader platform (currently MT4 but we are working on an MT5 version as well). It is designed to remove not only the tedium from pattern drawing but also the guess-work and head-scratching. It's also designed to be fully customisable and flexible - showing as much information as most harmonic traders might need and numerous definable patterns, as exist now or in the future. It is not an automated pattern drawer but does have the ability to plot D point projections and may, in the future, have a bit more automation added, though that's not at the top of the to-do list right now.

The indi should suit new harmonic traders and experienced traders alike; at least that's what we hope. The CSV file that's provided with the package should be good for most traders but you are encouraged to adjust the settings to suit your own approach. A 'strict' definitions CSV file is also included for which the 'tolerance' settings should be increased in the indi options, when in use.

Watch video: <https://youtu.be/28O9GvEQt6o>

3. Indicator: DaVinci

Platform: MT4

Price: currently free

Home: <http://tools.tradingarsenal.com/davinciskiss-harmonic-indicator-download>

Pic: Actual, current.

[img]<https://charts.mql5.com/8/212/eurusd-h1-forex-capital-markets-2.png>[img]

<https://www.mql5.com/en/charts/3630933/eurusd-h1-forex-capital-markets>



Quote from the site:

DaVinci is intended to support the harmonic trader's analysis and make the drawing of valid harmonic patterns, using the MetaTrader platform, as simple as possible; removing the need for manual calculations, drawing lots of Fibonacci measurements (retracement/projection/extension levels) and referencing of notes to check the rules. The user positions the X, A, B, C, D points on the chart and the indicator will perform the validation and classification of the harmonic pattern, draw the PRZ BOX and Fibonacci PRZ lines. This is just the start, with more confirmation functionality to come with the next releases.

As DaVinci evolved (and continues to evolve) from its primary purpose, a number of secondary benefits were easy to add including: plotting of the Take Profit and Stop Loss levels, presenting additional info about the identified pattern, custom pattern definitions, semi-automatic harmonic pattern recognition, freeze and magnet features; all these features are fully configurable and extendable by the users.

Harmonics can be a bit of a mind-bender to anyone new to the subject. Remembering all the different relationships to the various legs is not something that can usually be committed to memory in short time. Just remembering what each pattern looks like is not an easy (nor always necessary) task. DaVinci can help shorten the learning curve tremendously, for all aspiring harmonic traders using MetaTrader, as well as validating what is perceived to be a pattern.

For the advanced harmonic traders, who know their patterns inside out, DaVinci is primarily a considerable time-saver. How much time do spend to drawing all the fib' levels and trend lines manually? Now it is as simple as XBD. The drawing of proper PRZs themselves can take a good deal of time but no longer with DaVinci. Added to the benefits of harmonic pattern drawing speed, the

additional displayed information makes it easy for the trained eye to validate the accuracy of the identified patterns and to increase the 'tolerance' if required. The Davinci indicator has been created and used by experienced harmonic traders. They find it very useful and beneficial; you might, as well, so give it a try, if you care. We believe it can improve your analysis and profitability.

The full version of DaVinci will have the following options:

- Custom pattern definitions
- Ability to load the indicator multiple times on the same chart, from drawing numerous harmonic patterns
- Additional configuration and customisation options
- Emerging patterns
- Access to the harmonic trading discussion groups

At this time the configurations of seven key patterns: Bat, Gartley, Butterfly, Crab, 3-drives, 5-0 and 121 are obviously included in the distribution package. Additionally, some lesser-known patterns will be added. Details of the patterns and our community research can be provided in the 'full version' on request.

Adding new custom patterns for the DaVinci is as easy as adding one line of data to a CSV file. Providing you know the minimum and maximum ratios of the legs to each other, you can add as many patterns as you want.

All the patterns, including standard and custom ones, are defined in the CSV file and can easily be changed by the user. Obviously, we suggest you make a backup copy of the original CSV file though, just in case ...

DaVinci wasn't intended to be an automatic harmonic pattern recognition indicator but it does contain some intelligence to do that. For automatic patterns detection use korHarmonics, free download available from <http://tradingarsenal.com/korharmonics-indicator-releases/968-korharmonics-mt4-indicator-download.html>

Watch video: <https://youtu.be/PWMb36qRDvo>
<https://youtu.be/VtF461zWlkk>

4. Indicator: Korharmonics 6.8

Platform: MT4

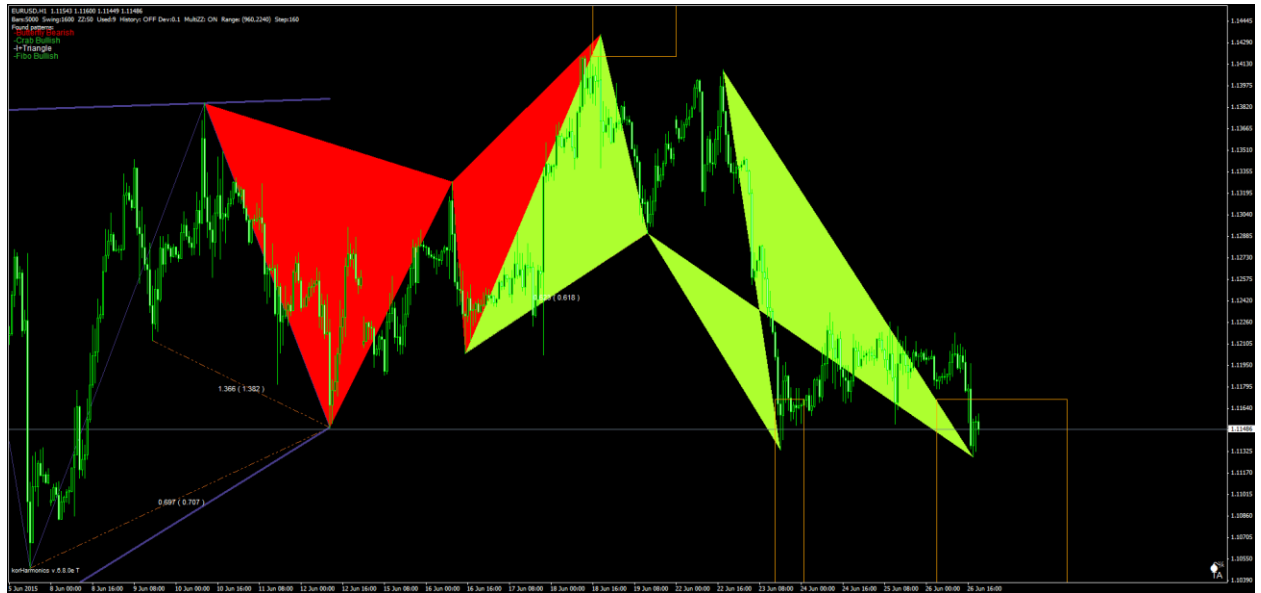
Price: free

Link: <http://tradingarsenal.com/korharmonics-indicator-releases/968-korharmonics-mt4-indicator-download.html>

Pic: Actual, current.

[img]<https://charts.mql5.com/8/210/eurusd-h1-forex-capital-markets-5.png>[/img]

<https://www.mql5.com/en/charts/3630275/eurusd-h1-forex-capital-markets>



From its manual:

korHarmonics is an indicator written in mq4 for Metatrader4 (MT4) platforms.

It automatically looks and presents (real-time and history) harmonic and price patterns appearing on any market and instrument supported by MT4.

For the user it means:

- possibility to monitor multiple markets, instruments, timeframes
- possibility to define set of favorite patterns to look for
- assurance that each pattern will be spotted and the user alerted
- at the end spending less time looking at the monitor, but not missing an opportunity

The market repeats continuously and on each timeframe. It does not draw anything new and will never draw anything new. It is just important to spot repetitive patterns, in order to remember their past behavior and get alerted on time when they show up next time.

korHarmonics supports you in this. There is no indicator that completely replaces an investor's eyes. Some recognized formations are 'DO NOT TOUCH'. Some look good, but still fail, which is normal. It's the responsibility of each investor to study and learn when to play and when to stay out of the market.

Each version brings new functionality and improvements. At the moment we have:

1. Support for multiple markets, instruments and timeframes
2. Automatic real-time and history harmonic and price patterns recognition and presentation (see below the list of supported formations).
3. Early identification of the emerging/potential formations ("Emerging patterns").

4. ZIGZAG with its price and time relationships
5. Possibility to automatically save found pattern picture into a GIF file.
6. Alerts and sound alarms.
7. Choosing favorites patterns, filtering out the others
8. Templates with predefined optimal parameters
9. Default MinSwing pre-configuration for ZIGZAGs
10. Integration with korSigMonitor the indicator which allows you to monitor multiple formations,
markets, instruments, timeframes on the single page.

Watch video: <https://youtu.be/7lwWd-aU5HU>

5. Indicator: ZUP

Platform: MT4

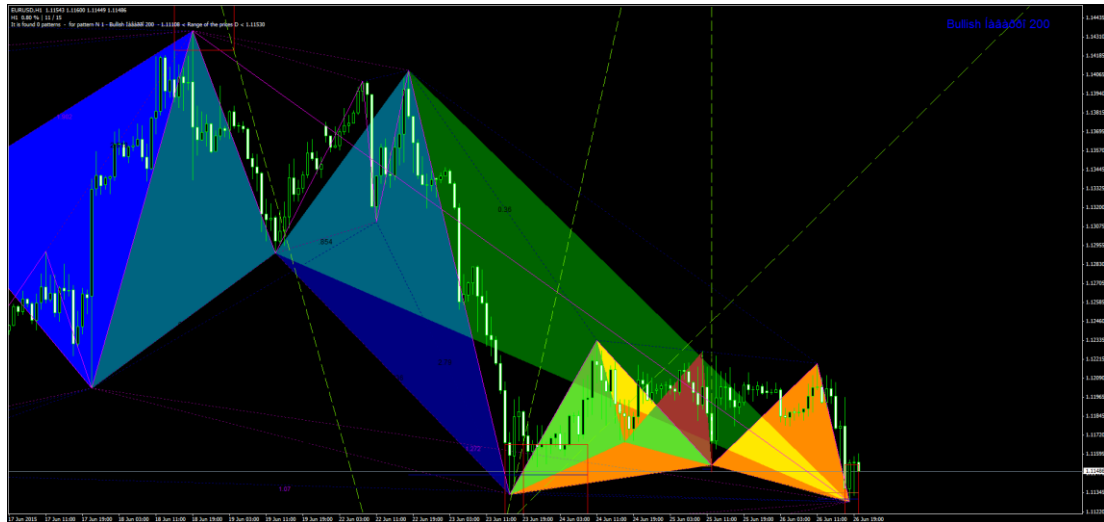
Price: free

Home: <http://www.onix-trade.net/forum/topic/118-gartley-patterns-%D0%B8-%D0%B8%D1%85-%D0%BC%D0%BE%D0%B4%D0%B8%D1%84%D0%B8%D0%BA%D0%B0%D1%86%D0%B8%D0%B8/>

Pic: Actual, current.

[img]<https://charts.mql5.com/8/210/eurusd-h1-forex-capital-markets-2.png>[/img]

<https://www.mql5.com/en/charts/3630166/eurusd-h1-forex-capital-markets>



From the How to use document:

Indicator allows you to:

Build Pesavento patterns and identify the different shapes, for example, patterns Gartley.

Automatically display fibo and show the price value of fibo. Build two variants of the Fibonacci extensions.

Build various options Fibo fans (Fibo Fan). Build a pitchfork Andrews line reaction to pitchforks Andrews and 50% of the median, 50% of the Andrews pitchfork, lines Schiff ... and all lines included in the kit Andrews' Pitchfork.

Build time zones fibo (Fibo Time).

Displays information on the current currency pair with five senior timeframes.

Output signal at the appearance of a new ray of ZigZag.

The indicator is built into two copies of the indicator i-vts Igor Kim (Igor translated this indicator with MQL to MQ4). (<http://kimiv.ru/> site Igor Kim \poruchik\)

There is a possibility of constructing a price channel (levels of evidence) and the levels of previous peaks ZigZag.

Build ZigZag Fibonacci.

Search of patterns Gartley

Build fibo arcs, build fibo spiral ... and much more ... (33 harmonic patterns in its list, user can also define custom pattern, alert available, very versatile tool.)

Watch video: <https://youtu.be/ubrEyScUGq0>

6. Indicator: Search_Patterns v6

Platform: MT4

Price: free

Link: http://konn7.com/fx/Search_patterns_v6.mq4

Pic: Actual, current.

[img]<https://charts.mql5.com/8/211/eurusd-h1-fxpro-financial-services.png>[/img]

<https://www.mql5.com/en/charts/3630319/eurusd-h1-fxpro-financial-services>



Watch video: <https://www.youtube.com/watch?v=ih6498Rn7WA&feature=youtu.be>

7. Indicator: HWAFFM

Platform: MT5

Price: free (Development and support not available)

Pic: Actual, current.

[img]https://charts.mql5.com/8/210/eurusd-h1-fxpro-financial-services-temp-file-screenshot-18021.png[/img]

<https://www.mql5.com/en/charts/3630218/eurusd-h1-fxpro-financial-services-temp-file-screenshot-18021>



Automatic multi timeframe scanning for

- classic harmonic 5 point patterns – Gartley, Bat, Butterfly, Carney 5-0, Crab
- 3 drives and ABCD
- Wolfe wave
- Fibonacci retracement and extensions

Also has a scanner screen for all instrument opened, all timeframes available for all the above patterns

Marks patterns as early emerging phase, in the completion zone and as completed (grey/pink/blue)

Attaches strength score to the pattern.

Has a favorite option to collect all patterns and display together as selected on any timeframe.

Easy to move between scanner and instrument chart as well as between patterns within each chart.

Concerns: Further development stopped, no developer support available.

I have found no alert function yet.

Watch video: <https://youtu.be/VJm7BzFwexc?t=744>

8. Indicator: Harmonic pattern collection by Divergence Software Inc.
Platform: esignal
Price: \$145-215/month
Home: <http://www.esignal.com/partners/add-on-formula-studies/harmonic-pattern.aspx?tc=14756>
Pic: from the product site.
<http://gyazo.com/aeabebdc49b61af3d4b2ee7d06b730bc>



Quote from the site:

Select Exchanges (fees vary).

Select Harmonic Pattern Collection / individual patterns as add-on indicator.

"I have been day trading for 14 years now and have been using e-signal for 12 of those years. I have used many add-on programs in the past, but the Harmonic Pattern Collection is the best pattern tool I have used. It works on any time frame, and is fully customizable. You can set it to alert on potential patterns, or if preferred, it can be set to alert once a pattern has fully formed...Superb product and I can't recommend it enough."RC, ENGLAND, ESIGNAL USER
The Harmonic Pattern Collection is comprised of 9 sets of indicators that cover the following patterns:

ABCD Pattern, Bat Pattern, Butterfly Pattern, Crab Pattern, Cypher Pattern, Gartley Pattern, Shark Pattern, 3-Drive Pattern, 5-0 Pattern

Each indicator set includes a Chart component and a Watchlist component constructed specifically for that pattern. Typically you would set up one or more Watchlists to monitor baskets of securities for pattern activity and then link charts (running the matching chart-based pattern indicator) to those Watchlists so that you can pull up a detailed view whenever new patterns are identified.

Watch video: N.a.

9. Indicator: AMP monitor

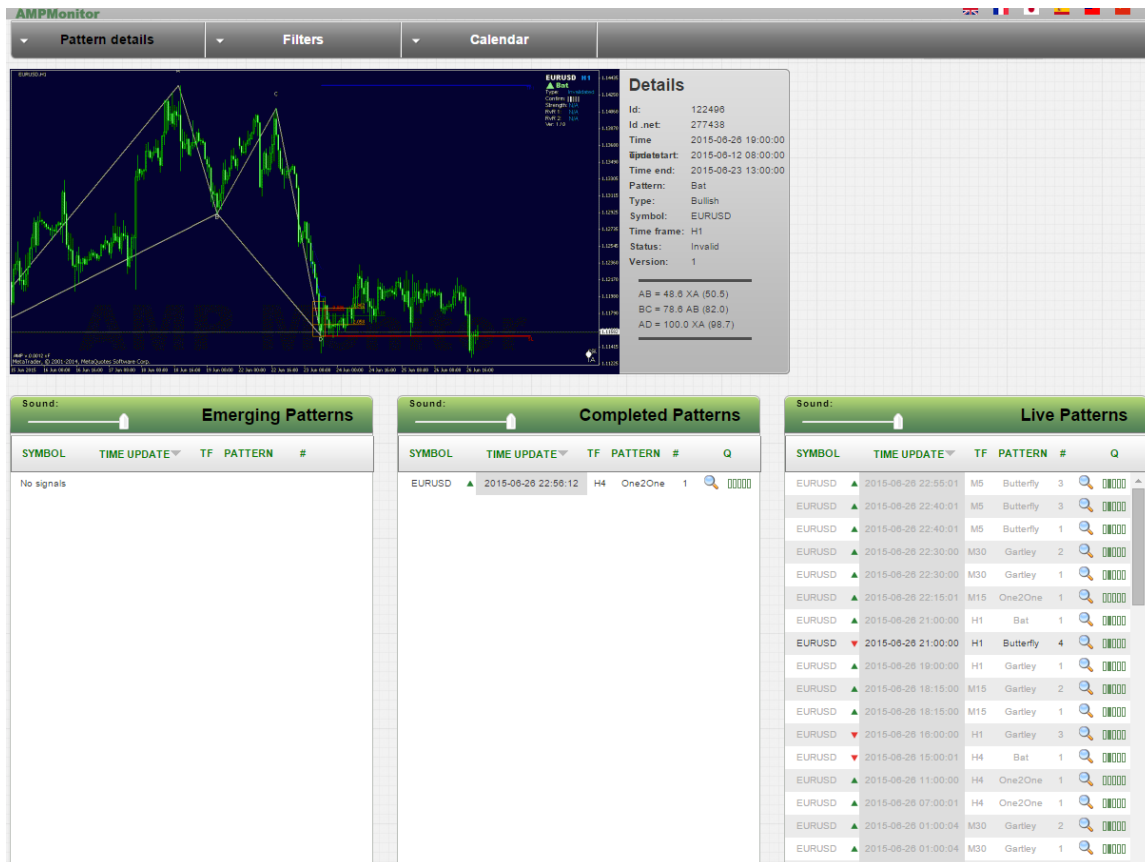
Platform: Web based

Price: \$400-700/365 days (400 is for majors, indices and commodities are the additional)

Home: <http://en.ampmonitor.com/amp>

Pic: Actual, current.

<http://gyazo.com/4c4cae80fcc4af5de4fc0919f775b182>



Quote from the site:

Due to high processing requirements, AMP is not offered as a standalone indicator but via this dedicated web platform.

What makes AMPmonitor so unique and special? Let's see!

Popular indicators focus on the basic set of patterns like Gartley, Bat, Butterfly and Crab's. AMP's advanced search engine and extensive pattern definition criteria allows the user to refine and search for any pattern he prefers (check the list of available patterns and feel free to suggest new patterns). AMPMonitor looks for the most symmetrical and strongest setups. It will no longer present the distorted "creatures" that meet only price relations ignoring the important time symmetry and market context.

It applies advanced confirmations and filters, including a number of proprietary techniques from pro harmonic traders. We are confident that we have implemented the best existing confirmation techniques.

Watch video: <https://youtu.be/aPBNwtGwvdA>

10. Indicator: The Harmonic Analyzer

Platform: Standalone (?), requires 3rd party data feed, e.g. esignal

Price: \$80/3mo-\$400/yr-\$1600 purchase price

Home: <http://harmonicanalyzer.com/>

Pic: Sample only, found on the web....

<http://gyazo.com/663c3137980f0a393b52b43ee0da0098>



Quote from the site:

Combining the power of an unprecedented Harmonic Price Pattern Recognition Scan, The Harmonic Analyzer™ identifies, calculates and illustrates Harmonic Price Patterns, including: AB=CD , Bat , Butterfly, Crab & Gartley which work in all financial markets: stocks, currencies, commodities, futures and options!

With an array of technical scan features,

The Harmonic Analyzer™ offers dynamic technical scans including: Volume, Relative Strength, Stochastics, Moving Averages, HVR, MACD and many more.

The Harmonic Analyzer is your most indispensable trading tool.

11. Indicator: Constellation

Platform: Ninja (possibly MT4)

Price: \$2500 (<http://gyazo.com/2e23485fa34343576f3d31ce614d08f6>)

Home: <http://tradeempowered.com/constellation-order/>

Pic: Sample only, found on the web....

<http://gyazo.com/82a3c9cde8460a34898f67f8f364dbdb>



Quote from the site:

With the Constellation software you can set a minimum pip return filter. This filter requires a specified number of pips to target 1 before it prints the pattern. If you're not interested in patterns that produce less than 20 pips on target one, then set the filter to 20 and any pattern that occurs in the market that has less than 20 pips of reward will not be printed.

With the Constellation software you can focus on only the things that are important to you! It doesn't matter whether you're brand new to pattern trading or you're an experienced professional, Constellation can help you take your trading to a whole new level!

Unlike other software platforms that only print the pattern once it has completed, the Constellation software identifies the trade for you long before the pattern has completed. This gives you minutes, hours, even DAYS to place your trade.

Never again will you be scrambling to place your orders or left frustrated because you missed another great trading opportunity.

With Constellation you have all the time in the world. The C leg completes, the pattern appears on your chart, you set your limit order, place your stop, then sit back and wait for the pattern to complete. It's that easy!!

Watch a video: <https://youtu.be/ety347K6JZs?t=547>

12. Indicator: PZ Harmonic Trading

Platform: MT4/MT5

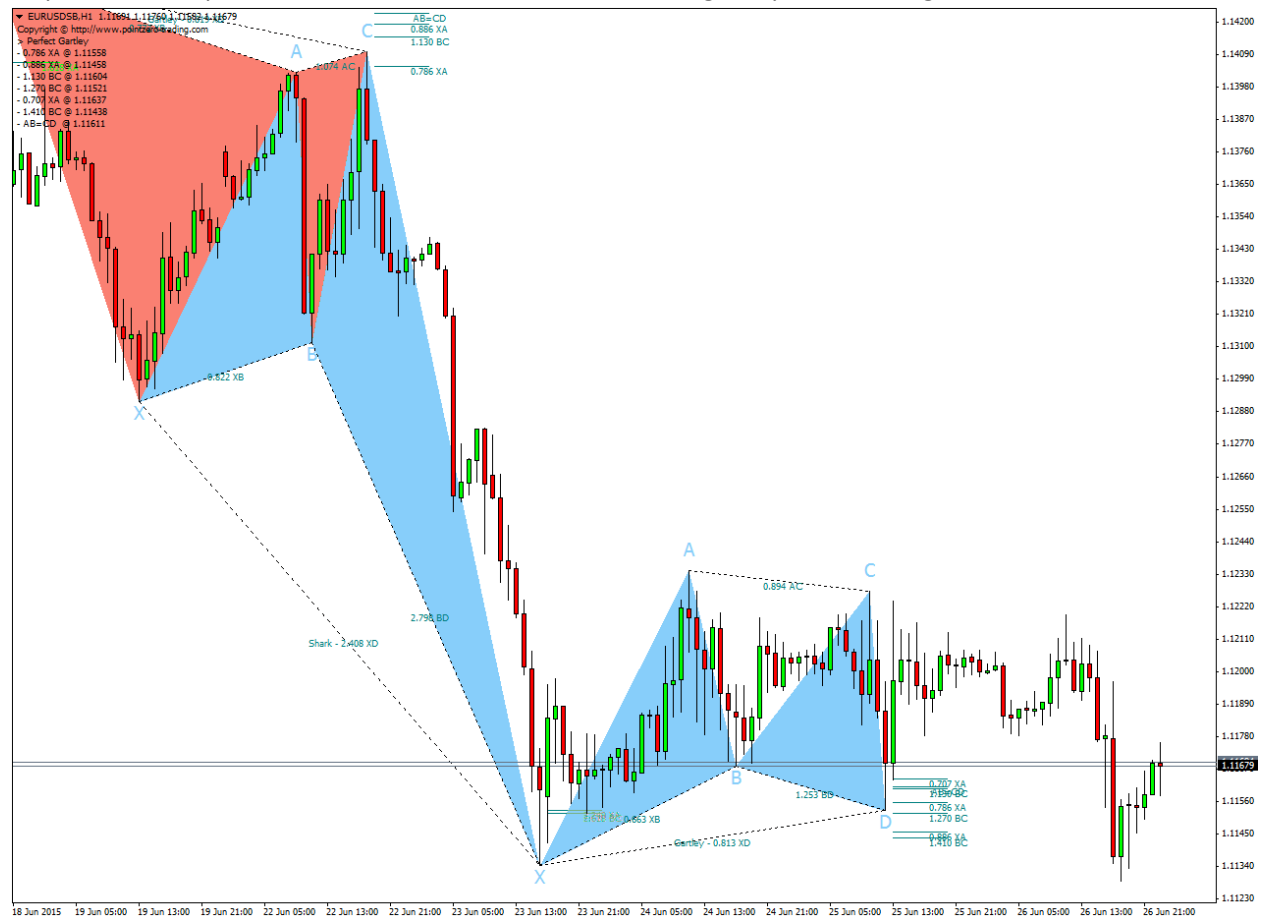
Price: \$300

Home: <https://www.mql5.com/en/market/product/1418>

Pic: Actual, current.

[img]<https://charts.mql5.com/8/214/eurusdsb-h1-gkfx-spread-trading.png>[/img]

<https://www.mql5.com/en/charts/3631955/eurusdsb-h1-gkfx-spread-trading>



Quote from the site:

The PZ Harmonic Trading indicator is probably the most complete harmonic patterns auto-recognition indicator, and takes fibonacci projections as seriously as you do.

Detects Bat, Gartley, Crab, Butterfly, Cypher and Shark patterns

It plots primary, derived and complementary Fibonacci projections

It evaluates past price action and displays every past pattern

It plots all the pattern ratios on the chart

Inspired by Scott M. Carney's book Harmonic Trading Vol. 1, this indicator has been designed to fulfill the needs of the most purist and exigent harmonic traders.

Fibonacci projections are vector-independent

It implements email/sound/push alerts

It plots the AB=CD projection

Watch a video: <https://youtu.be/5m-7C9TE04w>

13. Indicator: FormationSeeker Beta

Platform: web based

Price: Beta, offered free.

Home: <https://formationseeker.com/#/charts/EURUSD/H1>

Pic: Actual, current.

<http://gyazo.com/7ee0b8d06e6c01b59c689327d1d88fbf>



14. Neoharmonics

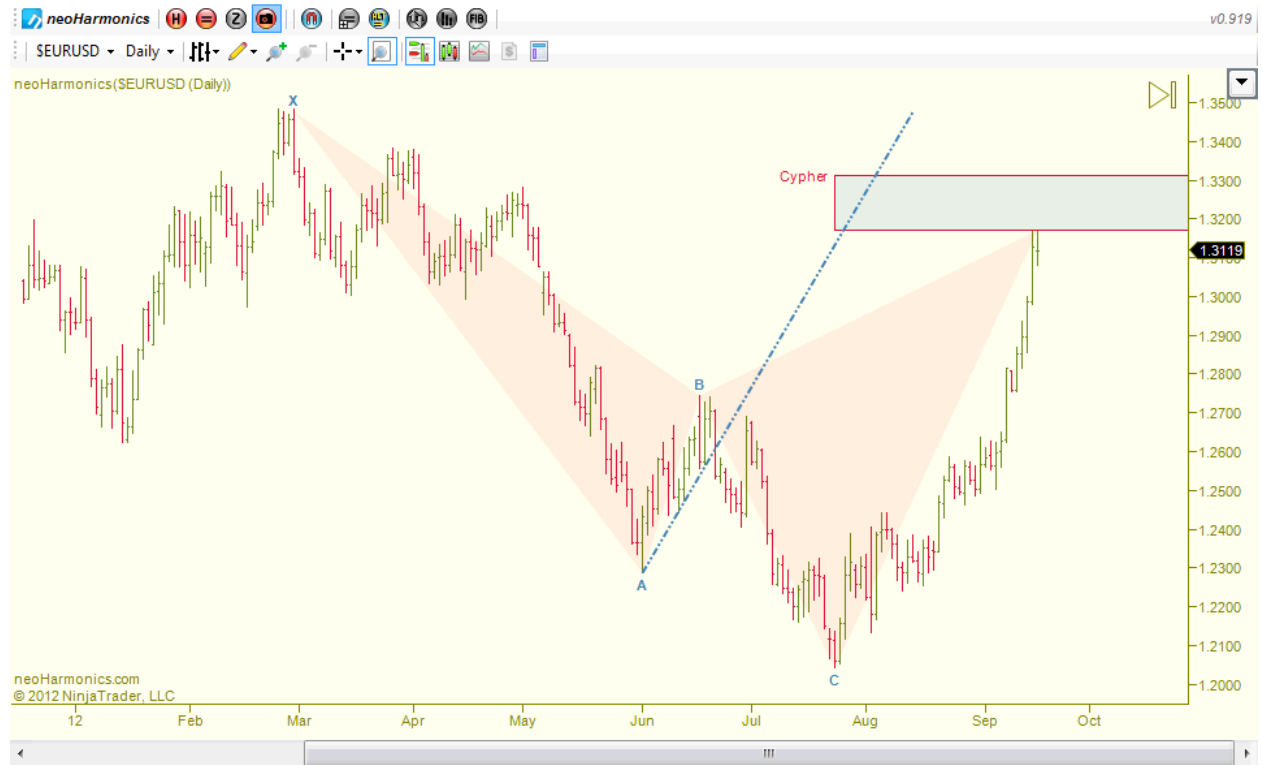
Platform: NinjaTrader

Price: \$997-1597

Home: <http://neoharmonics.com/>

Pic: Sample

<http://i.imgur.com/BvHAc.png>



Watch a video: <https://www.youtube.com/watch?v=hxuP73GJWfs&feature=youtu.be&t=2519>

Data in the document dated before Oct, 2015.