

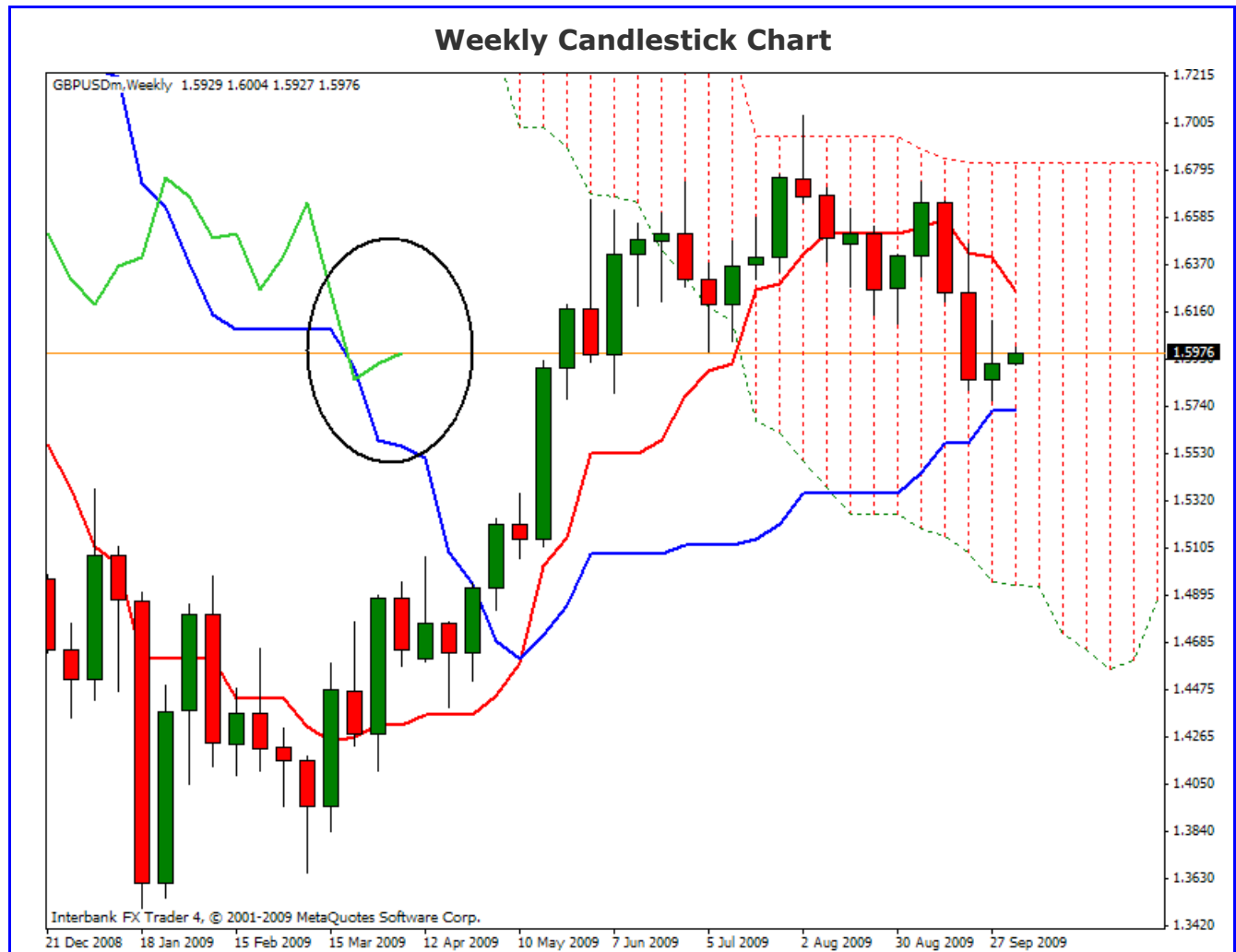
Weekly Market Commentary

Ichimoku Kinko Hyo

Kumo Warriors

Technical Analysis

4 October 2009
GBPUSD



Comment:

We have a weak Bullish TsKs cross with the Cs above the price curve....

Price action within the Kumo...

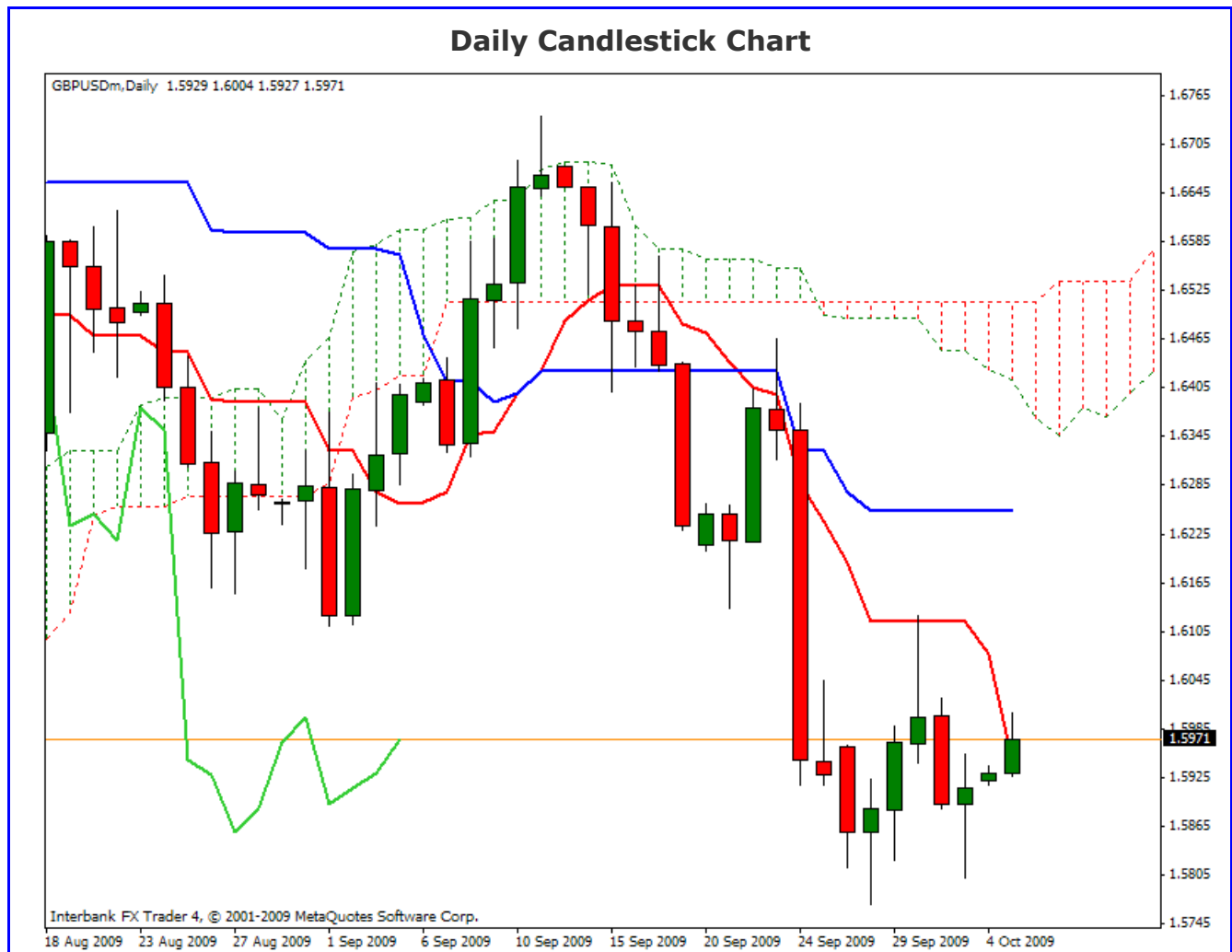
Price has pulled back to the Ks with the Ts turning down....

Disclaimer: all the data provided on this sheet are based upon the Ichimoku system analysis, all statements and expressions in here are personal opinions, and not meant as investment advice or solicitation.

Forex Factory: <http://www.forexfactory.com/showthread.php?t=190646>

Reports Archive: <http://www.4shared.com/dir/19807073/7e882875/sharing.html>

Email: KumoWarriors@gmail.com



Comment:

We have a Strong Bearish TsKs with the Cs below price curve,,,

Caution with the flat Ks...

Price is pulling back and could reach the Ks....

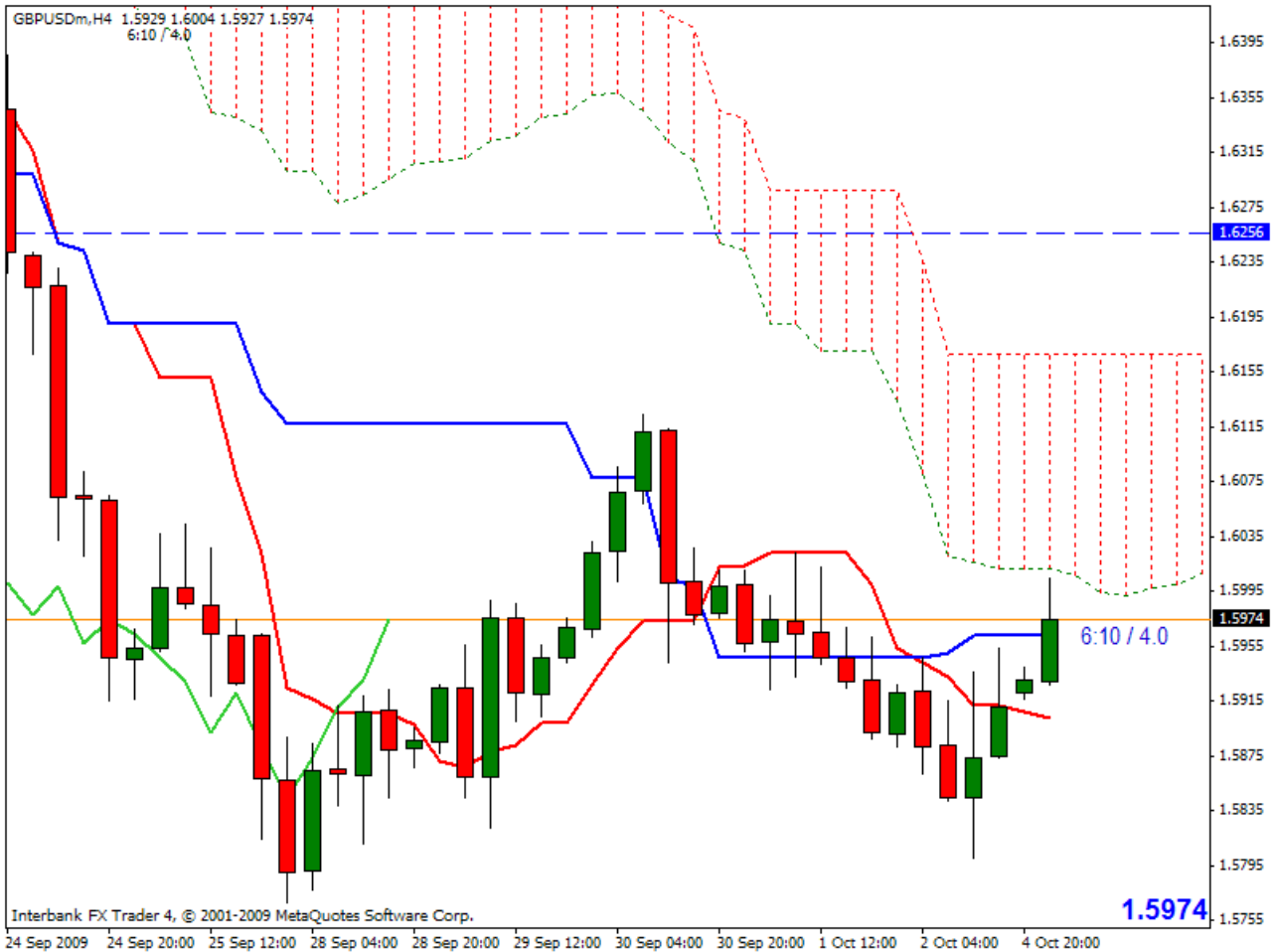
Disclaimer: all the data provided on this sheet are based upon the Ichimoku system analysis, all statements and expressions in here are personal opinions, and not meant as investment advice or solicitation.

Forex Factory: <http://www.forexfactory.com/showthread.php?t=190646>

Reports Archive: <http://www.4shared.com/dir/19807073/7e882875/sharing.html>

Email: KumoWarriors@gamil.com

4 Hour Candlestick Chart



Comment:

We had a Strong Bearish TsKs, but Cs is above price curve...

Trends	
Major Trend (W)	Neutral Mixed
Median Trend (D)	Strong Bearish
Minor Trend (H4)	Mixed Bearish

Conclusion:

For short trades:

Watch for price to bounce from the Daily Ks or 4 hour Senkou B...

If it does then look for a new strong signal on the 4 hour to setup

Disclaimer: all the data provided on this sheet are based upon the Ichimkou system analysis, all statements and expressions in here are personal opinions, and not meant as investment advice or solicitation.

Forex Factory: <http://www.forexfactory.com/showthread.php?t=190646>

Reports Archive: <http://www.4shared.com/dir/19807073/7e882875/sharing.html>

Email: KumoWarriors@gmail.com