

# Trade Report

Kumo Warriors

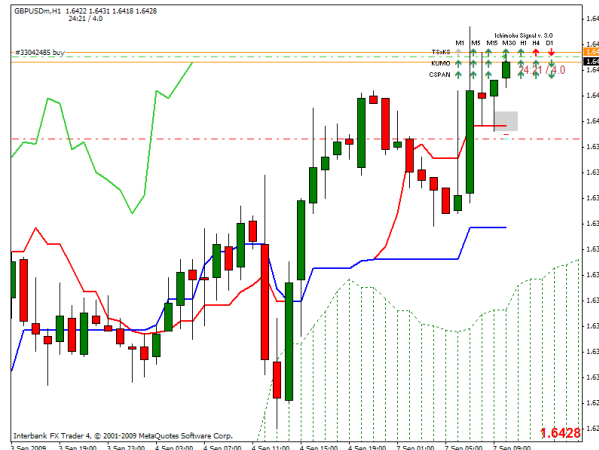
Trade Entry

10:35 GMT

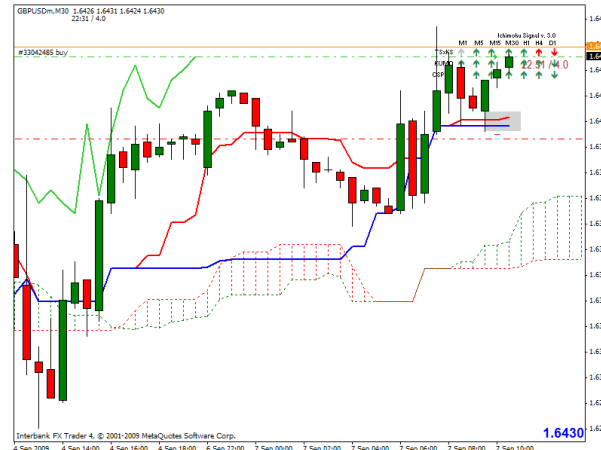
07 September 2009

GBPUSD

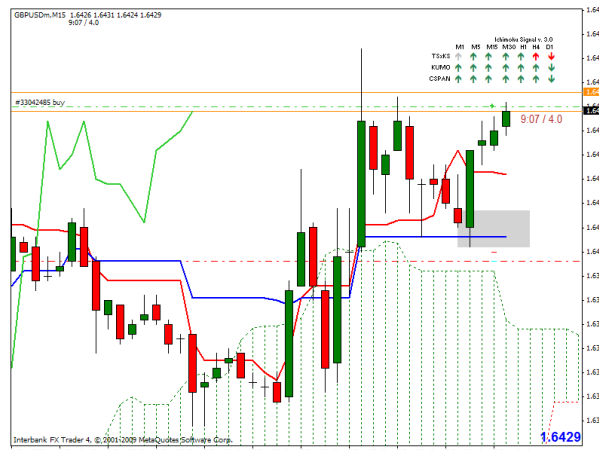
1 Hr. Candlestick Chart



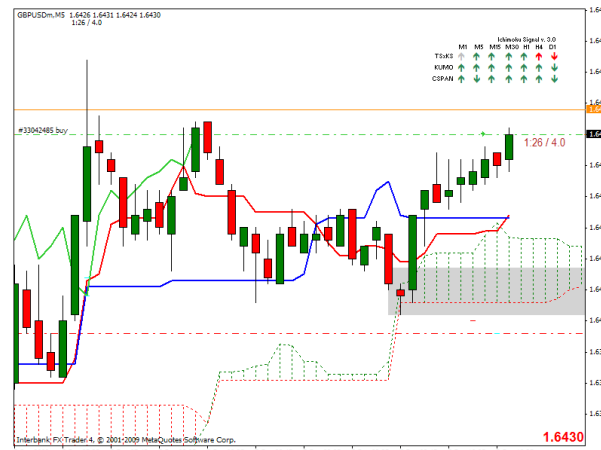
30M Candlestick Chart



15M Candlestick Chart



5M Candlestick Chart



Comment: ....

Entry: 1.6431 SL:

Stop: 1.6398 (below 5min. kumo)

Take Profit: 1/2 position at +30pip – stop to break even – trail under 15min kijun

**Disclaimer:** all the data provided on this sheet are based upon the Ichimoku system analysis, all statements and expressions in here are personal opinions, and not meant as investment advice or solicitation.

Forex Factory: <http://www.forexfactory.com/showthread.php?t=190646>

Reports Archive: <http://www.4shared.com/dir/19807073/7e882875/sharing.html>

Email: [KumoWarriors@gamil.com](mailto:KumoWarriors@gamil.com)