

USD CAD

30-AUG-2009

Analysis:

-1hr

Awaiting Kumo clearance

With a long kumo breakout we will have a weak bullish ts/ks cross signal (chikou span confirmed)

With a short kumo bounce we will have a bounce of ts or a strong bearish ts/ks cross signal (chikou span to be confirmed)

-4hrs

Awaiting Kumo clearance

we have top flat kumo attracting price so caution needed for long kumo breakout with a bounce we will be in the cloud for a while

-Daily

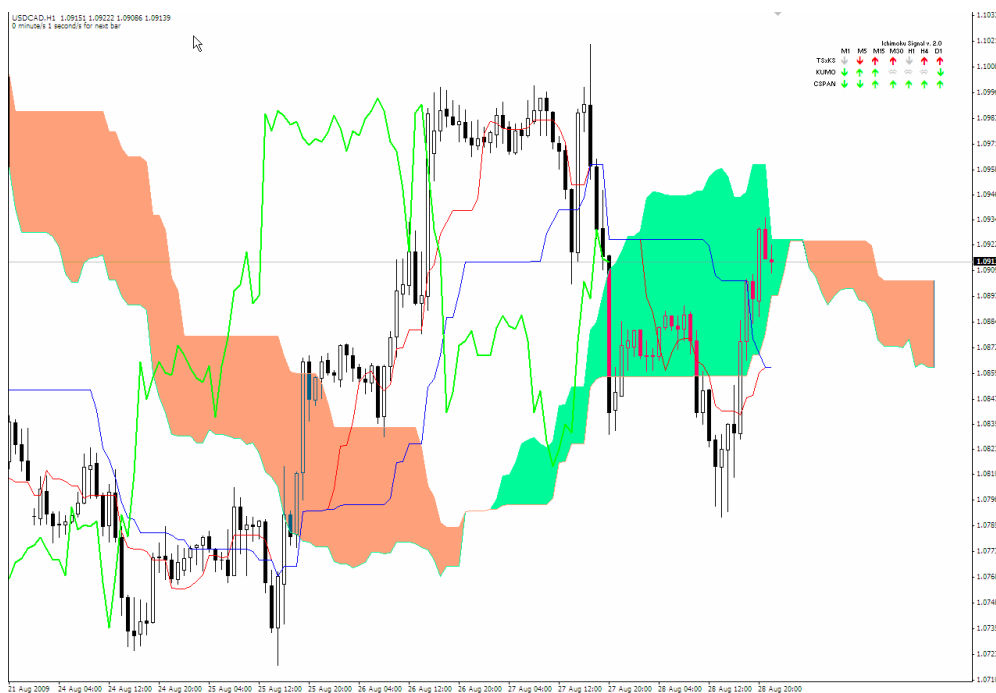
Price is in pullback state supported by a weak bullish tenkan/kijun cross signal

-Weekly

Price is below the cloud supporting short trades

Pref positions: Long positions once 1hr and 4hr Kumo will break and support them but for scalp some pips (Res: 1.0975, 1.1000, 1.1015, 1.1070)

We will check for short position with a bounce on H1 Kumo and price constantly under the H1 kumo

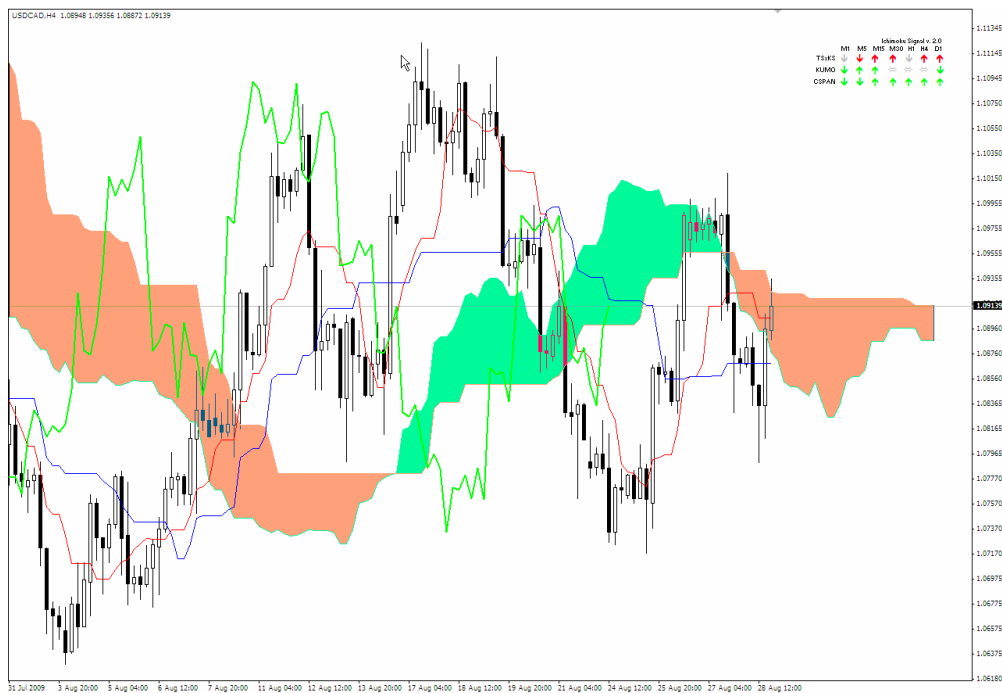


Disclaimer: all the data provided on this sheet are based upon the Ichimoku system analysis, All statements and expressions in here are my personal opinions, and not meant as investment advice or solicitation .For more information please visit

<http://www.forexfactory.com/showthread.php?t=190646>

USD CAD

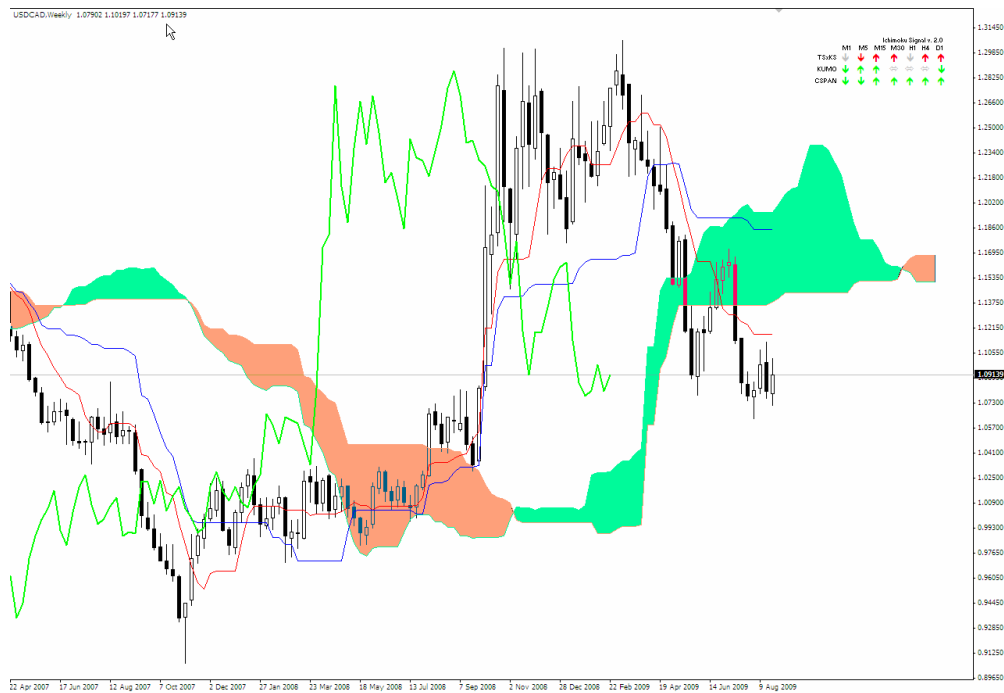
30-AUG-2009



Disclaimer: all the data provided on this sheet are based upon the Ichimoku system analysis, All statements and expressions in here are my personal opinions, and not meant as investment advice or solicitation .For more information please visit <http://www.forexfactory.com/showthread.php?t=190646>

USD CAD

30-AUG-2009



Disclaimer: all the data provided on this sheet are based upon the Ichimoku system analysis, All statements and expressions in here are my personal opinions, and not meant as investment advice or solicitation .For more information please visit <http://www.forexfactory.com/showthread.php?t=190646>