

****You do not need to put your MT4 account number in this version****

Step 1

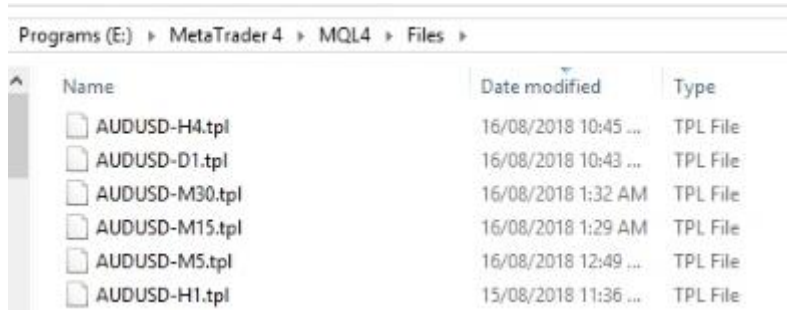
Unzip the files

Step 2

Copy all the templates from (Files) folder to MetaTrader 4/MQL4/Files

You should have 6 of them like the screenshot below.

Do not copy them to **TEMPLATES FOLDER**



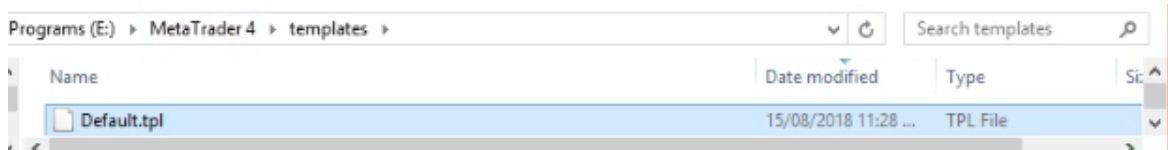
Step 3

Copy the indicator from the (Indicators) folder that you unzipped, into your MT4 Indicators folder.

MetaTrader 4\MQL4\Indicators

Step 4

Copy the (default.tpl) from the templates folder into your mt4 templates folder.

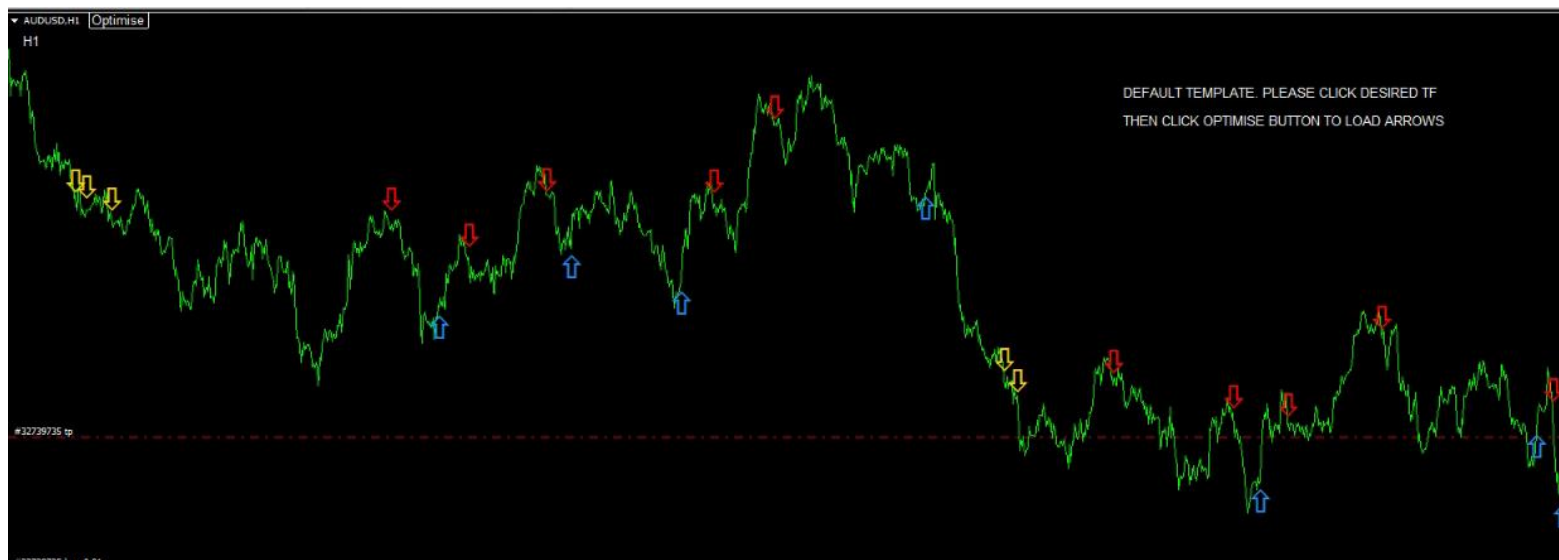


Step 5

Open MT4

Open the (default.tpl) template

It should look like this below.



Now simply choose the TF you want... And then HIT the **[OPTIMISE]** button in the top left corner.

This will load the optimised arrows for that TF.

Support

Skype

<https://join.skype.com/TKUs89SS8wiJ>

or Email

nick@wish4this.com

God bless

Nick