



CCFp DASHBOARD USER GUIDE

V 1.12

Page: 1 / 41

Greed is Good

10/06/2017

INDEX

| | |
|--|----------|
| 1. Disclaimer | 2 |
| 2. Introduction | 3 |
| 2.1. HOW TO READ THE DASHBOARD..... | 3 |
| 2.2. EA [01] – GENERAL SETTINGS | 6 |
| 2.3. EA [02] – PAIRS SETTINGS | 6 |
| 2.4. EA [03] – INFOS SETTINGS..... | 6 |
| 2.5. EA [04] – CCFP SETTINGS | 7 |
| 2.6. EA [05] – CCFP STRATEGY SETTINGS [STRATEGY 1 & 2] | 9 |
| 2.7. EA [05] – CCFP STRATEGY SETTINGS [STRATEGY 3 & 4] VIRTUAL BASKETS | 10 |
| 2.8. EA [05] – CCFP STRATEGY SETTINGS [STRATEGY 5 & 6] VIRTUAL BASKETS | 18 |
| 2.9. EA [06] – SIGNALS & ALERTS SETTINGS..... | 21 |
| 2.10. EA [07] – TRADES SETTINGS | 21 |
| 2.11. EA [08] – DRAWDOWN AND PROFIT PER PAIR SETTINGS | 23 |
| 2.12. EA [09] – SPECIAL BASKET CASH MANAGEMENT SETTINGS | 23 |
| 2.13. EA [10] – TIMING SETTINGS..... | 27 |
| 2.14. EA [11] – TRADE HOURS LOCAL TIME SETTINGS..... | 34 |
| 2.15. EA [12] – AUTO GMT SESSION SETTINGS | 35 |
| 2.16. EA [13] – RESULTS COLORS SETTINGS..... | 36 |
| 2.17. EA [14] – OTHER SETTINGS..... | 37 |
| 2.18. EA [15] – DASHBOARD DISPLAY SETTINGS..... | 37 |
| 2.19. EA [16] – PIP/TICK FACTOR SETTINGS | 37 |
| 2.20. OTHER INFORMATIONS | 37 |
| 2.21. BUTTON TO OPEN TRADES MANUALLY | 37 |
| 2.22. PIPS AND CASH LOCKER BUTTONS..... | 38 |
| 2.23. SCREEN SIZE | 39 |
| 2.24. DASHBOARD VERSION | 41 |



1. DISCLAIMER

Limit of Liability/Disclaimer Warranty

Despite their best efforts to prepare the information accurately within this document, the publisher and authors make absolutely no representations or warranties with respect to any information herein. No patent liability is assumed with respect to this document. Neither the publisher nor the authors of the document assume any liability for the use of the information contained herein, nor do they assume responsibility for any errors, omissions or inaccuracies.

The information is provided on an “as is” basis, meaning the publisher, the authors, or any party associated with either party assumes no liability to any entity for loss or damages sustained from information within this document.

There is a very high degree of risk involved in trading.

In any market where a potential for profit exists, there exists also a risk of loss. Market trading is a risky business. You should be aware of the risks inherent in the market. You should only trade with money that you can afford to lose. You should ensure that in the case of a loss, the amount at risk should not affect your lifestyle and your family's in anyway. Past performance does not guarantee or imply future success. You cannot assume that profits or gains will be realized. We recommend that you consult a stockbroker or financial advisor before buying or selling any securities, or making any investment decisions. You assume the entire cost and risk of any investing and/or trading you choose to undertake.

None of the information in this document or education provided to you by any means assures that you will make money in the financial markets. Neither the authors nor the publishers will be responsible for the use or misuse of the information contained in document, on our documents or other digital files.

The information contained in this document is for educational purposes only. It is not intended as professional advice or a recommendation to act. Before engaging in any activity mentioned in our website or documents, seek the advice and consultation of a competent professional. We recommend that you consult a stockbroker or financial advisor before buying or selling any securities, or making any investment decisions. You assume the entire cost and risk of any investing and/or trading you choose to undertake.

For information on our documents or tools, or if you are having technical problems, please contact us, and please make sure to read the disclaimers from our website also:

<http://www.greed-is-good.com/forum/>

<http://www.greed-is-good.com/forum/rules>



2. INTRODUCTION

This dashboard generates CCFp signals according to discussions in Forexpinbar's thread at FF:

<https://www.forexfactory.com/showthread.php?t=635569>

The dashboard can be used to trade multi timeframes setup, various combination of setups with various filters, more on this in the strategy section below.

In order to work without any issues, you have to use a broker which offer the 28 standards pairs.

This Dashboard comes as an EA so please install it in your MT4 experts directory.

Dashboard settings are really straight forward. Below is a quick description of the main DB EA sections functions.

2.1. HOW TO READ THE DASHBOARD

| | INFOS | | | | CCFp SETUP | | | | Floating Results | Today Results | All time Results |
|--------|-------|-----|-----|-----|------------|--------|--------|---------|------------------|---------------|------------------|
| | Sp | Avg | ADR | Avg | W1 T/F | W1 F/F | W1 F/T | | | | |
| AUDCAD | | | 0.8 | 0.7 | 46 | 75 | -2 / 9 | -6 / 7 | | | |
| AUDCHF | | | 0.6 | 0.6 | 80 | 64 | | | | | |
| AUDJPY | | | 0.6 | 0.4 | 59 | 75 | -2 / 1 | | | | |
| AUDNZD | | | 0.9 | 1.0 | 54 | 69 | -2 / 4 | | | | |
| AUDUSD | | | 0.3 | 0.3 | 43 | 56 | -2 / 1 | -6 / 10 | | | |
| CADCHF | | | 0.2 | 0.5 | 65 | 62 | | | | | |
| CADJPY | | | 0.2 | 0.4 | 52 | 80 | | | | | |
| CHFJPY | | | 0.6 | 0.7 | 111 | 81 | -2 / 1 | | | | |

Dashboard is movable anywhere on your screen.

- 01 - Click to select the dashboard (a little square will appear in the top left corner)
- 02 - Let shift keyboard button pressed and left mouse clicked and drag and drop the DB where you want.
- 03 Unselect the dashboard to make sure display is correct

A click on the pair label will open the chart of the selected pair, you can specify the template to apply on the chart in the DB settings. Make sure to create a template, save it and input the template name in the DB EA settings.

I have included some buttons just after the pairs label. Green = trading on, red off for Buy/Sell. On init there are turned ON by default, you can switch all buttons status with the 2 buttons at the bottom.

In the info panel the dashboard displays:

- The current spread (in Orange if it is higher than the average spread)
- The average Spread

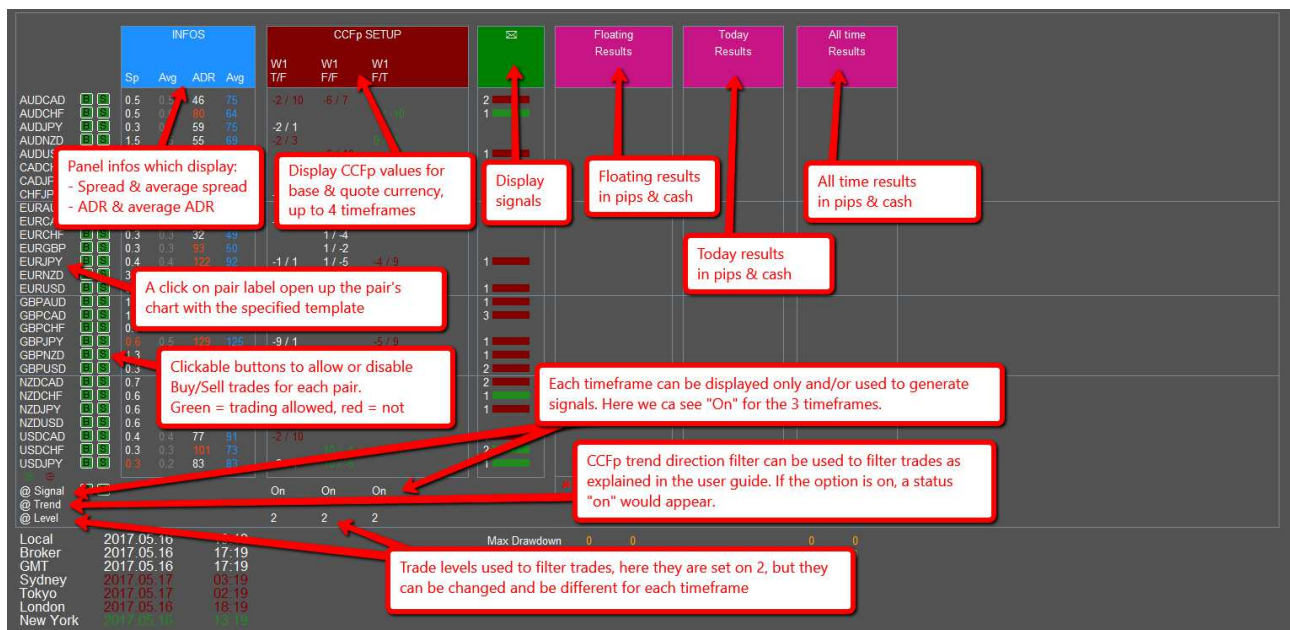


- Today ADR (in Orange if it is higher than the average ADR)
- The average ADR

Those values can be used to filter trades.

In the floating results panel, when trades are open you will notice small red crosses, a click on it would close the open orders. A click on the red cross at the bottom would close all orders.

Other information's displayed on the DB:





For each timeframes and pairs, the CCFp base currency value and quote value are displayed:

- White = One of the CCFp value do not match the minimum Trade level
- Green = Buy setup for this pair timeframe as CCFp value for base is \geq at trade level and CCFp value for quote is \leq at trade level
- Red = Sell setup
- Yellow = if trend filter is on, if the current CCFp value for base is $<$ at the previous value then trade is filtered and if the current CCFp value for quote is $>$ at the previous value then trade is filtered.

| INFOS | | | | | CCFp SETUP | | | Floating Results | Today Results | All time Results |
|--------|-----|-----|-----|-----|------------|--------|--------|------------------|---------------|------------------|
| | Sp | Avg | ADR | Avg | D1 T/F | D1 F/F | D1 F/T | | | |
| AUDCAD | 0.7 | 0.6 | 46 | 75 | -1/4 | -1/2 | 1/4 | 1/5 | | |
| AUDCHF | 0.6 | 0.6 | 46 | 64 | 1/4 | 1/4 | 1/4 | 1/5 | | |
| AUDJPY | 0.5 | 0.5 | 59 | 75 | 1/2 | 1/2 | 1/2 | 1/3 | | |
| AUDNZD | 1.3 | 1.4 | 55 | 69 | 1/2 | 1/2 | 1/2 | 1/3 | | |
| AUDUSD | 0.3 | 0.3 | 43 | 56 | 1/2 | 1/2 | 1/2 | 1/3 | | |
| CADCHF | 0.6 | 0.5 | 65 | 62 | 4/3 | 3/1 | 3/1 | 2/3 | | |
| CADJPY | 0.3 | 0.2 | 52 | 80 | 2/3 | 2/3 | 2/3 | 2/3 | | |
| CHFJPY | 0.8 | 0.7 | 111 | 91 | 3/1 | 3/1 | 3/1 | 2/3 | | |
| EURAUD | 0.8 | 0.9 | 176 | 119 | 3/1 | 3/1 | 3/1 | 2/3 | | |
| EURCAD | 0.9 | 0.7 | 149 | 108 | 1/1 | 1/1 | 1/1 | 1/3 | | |
| EURCHF | 0.6 | 0.5 | 32 | 49 | 1/1 | 1/1 | 1/1 | 1/3 | | |
| EURGBP | 0.3 | 0.4 | 83 | 50 | 3/3 | 3/3 | 3/3 | 2/3 | | |
| EURJPY | 0.4 | 0.4 | 122 | 92 | 3/1 | 3/1 | 3/1 | 2/3 | | |
| EURNZD | 3.7 | 3.7 | 204 | 163 | 1/2 | 1/2 | 1/2 | 1/3 | | |
| EURUSD | 0.1 | 0.1 | 116 | 63 | 2/1 | 2/1 | 2/1 | 2/3 | | |
| GBPAUD | 1.6 | 1.7 | 125 | 147 | 3/4 | 3/4 | 3/4 | 2/3 | | |
| GBPCAD | 1.4 | 1.1 | 122 | 136 | 3/2 | 3/2 | 3/2 | 2/3 | | |
| GBPCHF | 0.7 | 0.6 | 129 | 106 | 2/4 | 2/4 | 2/4 | 2/3 | | |
| GBPJPY | 0.7 | 0.7 | 129 | 125 | 2/4 | 2/4 | 2/4 | 2/3 | | |
| GBPNZD | 4.5 | 4.5 | 134 | 180 | 1/4 | 1/4 | 1/4 | 1/3 | | |
| GBPUSD | 0.3 | 0.3 | 83 | 66 | 1/4 | 1/4 | 1/4 | 1/3 | | |
| NZDCAD | 0.7 | 0.7 | 62 | 86 | 1/2 | 1/2 | 1/2 | 1/3 | | |
| NZDCHF | 0.6 | 0.7 | 86 | 72 | 4/1 | 4/1 | 4/1 | 1/3 | | |
| NZDJPY | 0.5 | 0.6 | 74 | 63 | 1/2 | 1/2 | 1/2 | 1/3 | | |
| NZDUSD | 0.5 | 0.5 | 44 | 64 | 1/2 | 1/2 | 1/2 | 1/3 | | |
| USDCAD | 0.3 | 0.3 | 77 | 91 | 2/4 | 2/4 | 2/4 | 2/3 | | |
| USDCHF | 0.4 | 0.4 | 101 | 73 | 2/2 | 2/2 | 2/2 | 2/3 | | |
| USDJPY | 0.1 | 0.1 | 83 | 63 | 1/4 | 1/4 | 1/4 | 1/3 | | |

Local 2017.05.16 19:40
Broker 2017.05.16 17:40
GMT 2017.05.16 17:40
Sydney 2017.05.17 03:40
Tokyo 2017.05.17 02:40
London 2017.05.16 18:40
New York 2017.05.16 15:40

Max Drawdown 0 0 0 0
Max Profit 0 0 0 0

Max drawdown and profit per pair

Special basket management function:
In this column you can see the basket situation every xx minutes or hours and see how the positive and negative trades are evolving: Per column:

- Update time
- Negative trades cash
- Positive trades cash
- Total basket cash

You have 2 timescales available displayed (first one in white and second one below in yellow). It allows for example to update the first timescale every 1 hour and second one every 15 minutes.

The figures are then colored in green if the cash value is $>$ at the previous update, and in orange if $<$

3 buttons which allow to close all negatives, or all positive trades or all trades

Buttons which allow to lock profit for positive trades and negatives, more on this in the user guide

| INFOS | | | | | CCFp Strat 1 | | | Floating Results | Today Results | All time Results | Maximum Floating Cash | Special Basket Management | | | | | | | | |
|--------|-----|-----|-----|-----|--------------|--------|--------|------------------|---------------|------------------|-----------------------|---------------------------|------|------|-----|--------|-------|----|--------|-------|
| | Sp | Avg | ADR | Avg | D1 T/F | D1 F/F | D1 F/T | b/s | Pips | Cash | Pips | Cash | Pips | Cash | DD | Profit | Time | DD | Profit | Total |
| AUDCAD | 0.0 | 0.5 | 50 | 60 | 1/2 | 1/2 | 1/2 | B | S | 0/0 | 0/0 | 0/0 | 0/0 | 0/0 | 0/0 | 0/0 | 00:00 | 0 | 0 | 0 |
| AUDCHF | 0.6 | 0.6 | 55 | 60 | 1/2 | 1/2 | 1/2 | B | S | 0/0 | 0/0 | 0/0 | 0/0 | 0/0 | 0/0 | 0/0 | 00:00 | 0 | 0 | 0 |
| AUDJPY | 0.2 | 0.4 | 70 | 60 | 1/2 | 1/2 | 1/2 | B | S | 0/0 | 0/0 | 0/0 | 0/0 | 0/0 | 0/0 | 0/0 | 00:00 | 0 | 0 | 0 |
| AUDNZD | 0.7 | 0.8 | 54 | 60 | 1/2 | 1/2 | 1/2 | B | S | 0/0 | 0/0 | 0/0 | 0/0 | 0/0 | 0/0 | 0/0 | 00:00 | 0 | 0 | 0 |
| AUDUSD | 0.2 | 0.3 | 51 | 60 | 1/2 | 1/2 | 1/2 | B | S | 0/0 | 0/0 | 0/0 | 0/0 | 0/0 | 0/0 | 0/0 | 00:00 | 0 | 0 | 0 |
| CADCHF | 0.4 | 0.4 | 48 | 58 | 1/2 | 1/2 | 1/2 | B | S | 0/0 | 0/0 | 0/0 | 0/0 | 0/0 | 0/0 | 0/0 | 00:00 | 0 | 0 | 0 |
| CADJPY | 0.5 | 0.4 | 54 | 108 | 1/2 | 1/2 | 1/2 | B | S | 0/0 | 0/0 | 0/0 | 0/0 | 0/0 | 0/0 | 0/0 | 00:00 | 0 | 0 | 0 |

Local 2017.05.22 15:50
Broker 2017.05.22 13:50
GMT 2017.05.22 13:50
Sydney 2017.05.22 19:50
Tokyo 2017.05.22 18:50
London 2017.05.22 17:50
New York 2017.05.22 16:50

Margin Used 0
Max Drawdown 0
Max Profit 0

Profit Locker is off

When you hover your mouse over any information's displayed on the dashboard it will give you additional information's.



2.2. EA [01] – GENERAL SETTINGS

At each initialisation, the Dashboard will download historical data from your broker to make sure you have enough data to have the correct calculations. If you are using a fresh MT4 installation, it might take a little bit of time the first time you launch the Dashboard. Then it will be faster. Make sure that you get the data downloaded correctly or the Dashboard won't load correctly. You can see this info in MT4 Terminal experts tab. You can switch off this function if you prefer to use a script.

You can place the Dashboard on any timeframe as the settings for the timeframes used for calculations are coded in the DB EA (inside EA settings).

This Dashboard EA can be used as a Dashboard only which generates signals or as an EA as well. If Use Dashboard as EA is set on true, the dashboard will open and manage trades. On false the dashboard can be used to monitor and generates signals.

If you want to use several times the dashboard in the same account to trade various settings, make sure to change the Magic Number (1 MN per dashboard). You can also change the trades comments to make it easier to identify the trades from a specific dashboard.

2.3. EA [02] – PAIRS SETTINGS

You can remove some pairs if you don't want to monitor or trade them.

If your broker is using some prefix or suffix to display instruments, make sure to adjust the settings. On auto mode, the DB will try to get them automatically. It should work fine, but in case of problem you can use the manual mode (set auto on false) and set the prefix and/or suffix manually.

2.4. EA [03] – INFOS SETTINGS

Settings related to information's displayed in the DB first block (spread and ADR). Those values can be used to filter trades.

In the info panel the dashboard displays:

- The current spread (in Orange if it is higher than the average spread)
- The average Spread
- Today ADR (in Orange if it is higher than the average ADR)
- The average ADR

Those values can be used to filter trades.

2.4.1. SPREAD FILTER

The dashboard is monitoring the spread to calculate the average spread value.



Here I have the spread filter always on. Which mean that if the current spread value is above the average spread then the trade is filtered. The dashboard will wait for the spread to go below the average spread in order to open the trade

2.4.2. ADR FILTER

In the dashboard, we have an indication about today's ADR and the average 5 days ADR. Initially this filter was coded for another dashboard and I kept it into this one, but I am not using it at the moment with this CCFp strategy. This filter is good to use for intraday strategies but I presume it would be useless for a weekly strategy.

The filter is really basic, if on, the dashboard check the difference between today's ADR and the average ADR, and if the difference is $<$ at the value set in the edit box then the trade is filtered.

The idea of this filter is to make sure that there is enough space to enter a trade and that the pair has not yet reached his average ADR.

2.5. EA [04] – CCFP SETTINGS

You can display up to 4 timeframes which can be different from each other, or can be the same with different settings and filters.

- 01- CCFp timeframe
- 02- Display timeframe (true to display it)
- 03- Use CCFp timeframe to open trade (true to get signal from this timeframe)
- 04- CCFp trade level (minimum CCFp trade level to get signals)
- 05- Use CCFp trend filter (more on this below)
- 06- Use current bar
- 07- Use bar instead of MA

You have to set those settings for the 4 available timeframes.

The CCFp trend filter check the current CCFp value and the previous one also

if one of the base or the quote CCFp value decrease it mean we might have a reversal.

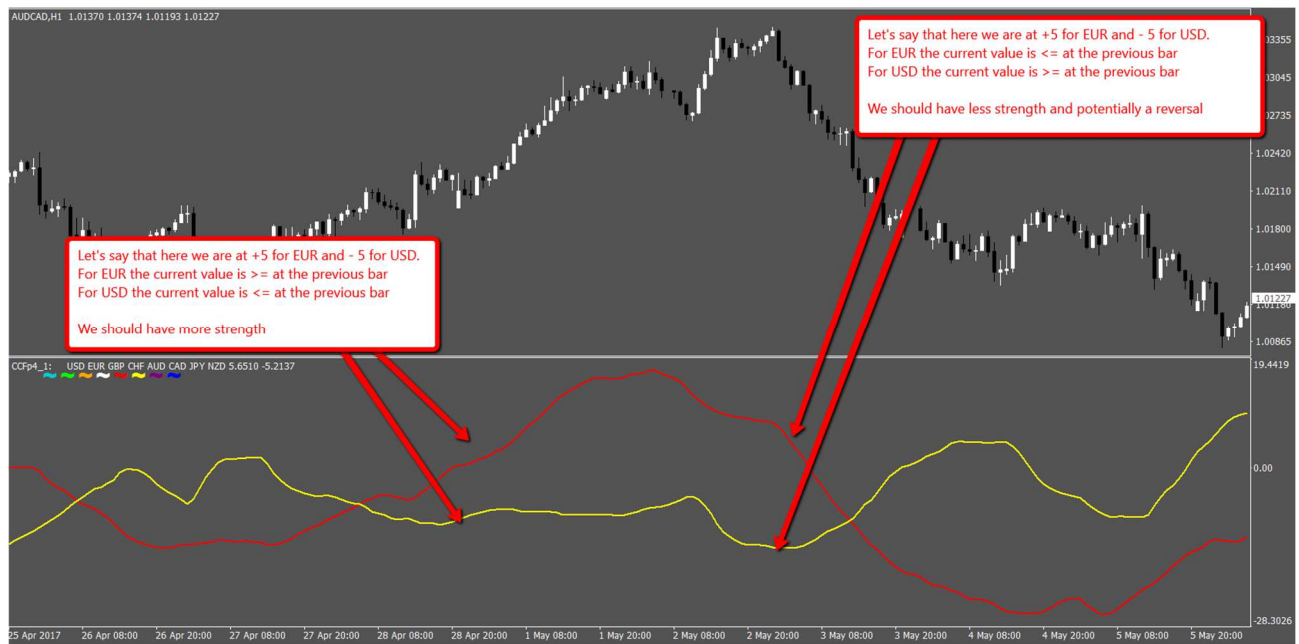
As I have coded the CCFp calculation into the Dashboard, I can calculate the signal for the current open bar or the previous closed one, as in the CCFp indicator (Use.current false / true). And I have also included the calculation of the previous bar (bar 1 if you use the current bar for the signal, bar 2 if you use the previous closed bar).

Thanks to this additional info, I have included an additional filter to detect CCFp Trend direction which can help to detect potential reversals an filter the trades. For a buy setup If current values are \geq at previous values then condition ok, but if current values are \leq at previous values, then we have a trend direction change in CCFp and trade are filtered.



Let's say that we want to take a trade on EURUSD and that you set Trade level to 5. It means that CCFp value needs to be at least at 5 for EUR and at -5 for USD to open a trade. If on the previous bar, one of the CCFp value for EUR or USD was \leq at the current bar it should mean that the CCFp is getting strength.

Better than words here a screenshot:





2.6. EA [05] – CCFP STRATEGY SETTINGS [STRATEGY 1 & 2]

2 strategies using CCFp are coded inside the Dashboard

2.6.1. STRATEGY 01: NO COMBINATION

With strategy 01 you can trade as Forexpinbar was trading lately in the thread.

It means you can set 3 timeframes to the same timeframe and use different settings for each of them (FT, FF, TF).

Before you needed to have 3 charts loaded with the CCFp indi and the EA on each of them. Each chart was opening and managing trades on its own.

Now you have everything on 1 dashboard. Instead of having 3 trades opened you will have only 1 trade open per pair. But to be on the same page than the previous approach, if you have a setup for the first timeframe only, then a trade with only 1 lot size will be open.

If you have 2 setup then the lot size will be multiplied by 2, if you have 3 setup, then multiplied by 3.

You can choose to use the lot multiplier or not.



You can also use different timeframes in each column with different settings

The main difference with strategy 2 is that each column generates a signal.



2.6.2. STRATEGY 02: FULL COMBINATION

With strategy 02 you can trade multi timeframes setups.

The main difference with strategy 1 is that each column must have a signal to generate a valid trade. Only 1 trade will be open per pair (as in strategy 1) but no lot size multiplier will be used.

Each timeframe can have different settings.

2.7. EA [05] – CCFP STRATEGY SETTINGS [STRATEGY 3 & 4] VIRTUAL BASKETS

2.7.1. VIRTUAL BASKETS THEORY

The latest version of the Dashboard includes a new Virtual Basket mode which can trigger trades.

Strategy 3 and 4 are using some virtual baskets to trigger trades.

Strategy 3 is using the signals from strategy 1 to trigger trades.

Strategy 4 is using the signals from strategy 2 to trigger trades.

The general concept is to open some Virtual Baskets at the beginning of each new hour and to monitor the minimum pips count. At the beginning of the new hour If the minimum pips count of the previous hour is \geq to 0, then, a real basket is open.

Some back tests were showing some interesting results with this approach which needs to be confirmed. Having a minimum pips count \geq 0 mean that there is some momentum and strength in the market as the basket never went into drawdown (or almost not) for a period of time.

This concept was back tested and created around the 1 hour timeframe, but the Dashboard allow the usage of other timeframes as well.

The following approach is also true in the latest DB, at the beginning of the new hour If the maximum pips count of the previous hour is \leq to 0, then, a real basket is open with **reversal** trades.

2.7.2. VIRTUAL BASKETS IN THE DASHBOARD

In order to use the Virtual Basket in the Dashboard, you have to select Strategy 3 or 4 in section 5.

The Virtual Basket information's are displayed on the far right of the Dashboard, in order to see the VB columns, you might have to hide some information's (Max drawdown per pair, and/or past results, and or ADR, and/or Special basket).



Here a screenshot showing the Virtual Basket information's:

| INFOS | | | CCFp Strat 3 | | | Floating Results | | | Special Basket Management | | | Virtual Basket Management | | |
|----------|------------|-----------|----------------------------------|-----|-------|------------------|----------------------------------|------|---------------------------|-----|--------|---------------------------|------|-------|
| --- | Spread--- | ADR--- | W1 | W1 | W1 | b/s | Pips | Cash | Time | DD | Profit | Time | Pips | Time |
| Today | Avg | Today (5) | T/F | F/F | F/T | | | | | | | | | |
| AUDCAD | 0.7 | 0.7 | 93 | 67 | | 2 | 0.2 | B S | 00:00 | 0 | 0 | 0 | -1 | 16:40 |
| AUDCHF | 0.5 | 0.6 | 77 | 61 | -9/7 | 1 | 0.1 | B S | 00:00 | 0 | 0 | 0 | -1 | 16:41 |
| AUDJPY | 0.5 | 0.5 | 83 | 67 | -9/4 | 1 | 0.1 | B S | 00:00 | 0 | 0 | 0 | 0 | 16:42 |
| AUDNZD | 0.2 | 0.8 | 96 | 70 | -2/8 | 1 | 0.1 | B S | 00:00 | 0 | 0 | 0 | -0 | 16:43 |
| AUDUSD | 0.3 | 0.3 | 64 | 57 | -2/2 | 2 | 0.2 | B S | 00:00 | 0 | 0 | 0 | -2 | 16:44 |
| CADCHF | 0.5 | 0.5 | 38 | 62 | -4/7 | 1 | 0.1 | B S | 00:00 | 0 | 0 | 0 | -1 | |
| CADJPY | 0.4 | 0.5 | 40 | 64 | -4/4 | 1 | 0.1 | B S | 00:00 | 0 | 0 | 0 | | |
| CHFJPY | 0.8 | 0.7 | 37 | 79 | | 2 | 0.2 | B S | 00:00 | 0 | 0 | 0 | | |
| EURAUD | 0.8 | 0.9 | 163 | 118 | | 2 | 0.2 | B S | 00:00 | 0 | 0 | 0 | | |
| EURCAD | 1.2 | 0.9 | 87 | 116 | | 2 | 0.2 | B S | 00:00 | 0 | 0 | 0 | | |
| EURCHF | 0.5 | 0.5 | 22 | 35 | | 1 | 0.1 | B S | 00:00 | 0 | 0 | 0 | | |
| EURGBP | 0.2 | 0.4 | 77 | 63 | -3/5 | 1 | 0.1 | B S | 00:00 | 0 | 0 | 0 | | |
| EURJPY | 0.4 | 0.4 | 52 | 91 | 2/7 | 1 | 0.1 | B S | 00:00 | 0 | 0 | 0 | | |
| EURNZD | 0.1 | 2.5 | 88 | 115 | -3/8 | 1 | 0.1 | B S | 00:00 | 0 | 0 | 0 | | |
| EURUSD | 0.2 | 0.2 | 49 | 76 | -3/2 | 1 | 0.1 | B S | 00:00 | 0 | 0 | 0 | | |
| GBPAUD | 1.4 | 1.6 | 138 | 166 | 5/2 | 1 | 0.2 | B S | 00:00 | 0 | 0 | 0 | | |
| GBPCAD | 1.9 | 1.6 | 137 | 137 | 5/2 | 2 | 0.2 | B S | 00:00 | 0 | 0 | 0 | | |
| GBPCHE | 0.7 | 0.9 | 105 | 99 | 5/1 | 1 | 0.1 | B S | 00:00 | 0 | 0 | 0 | | |
| GBPJPY | 1.1 | 0.8 | 122 | 139 | 5/1 | 1 | 0.1 | B S | 00:00 | 0 | 0 | 0 | | |
| GBPNZD | 4.5 | 4.2 | 134 | 179 | -7/4 | 1 | 0.1 | B S | 00:00 | 0 | 0 | 0 | | |
| GBPUSD | 0.3 | 0.4 | 86 | 87 | -7/10 | 1 | 0.1 | B S | 00:00 | 0 | 0 | 0 | | |
| NZDCAD | 0.6 | 0.7 | 54 | 76 | 8/5 | 1 | 0.1 | B S | 00:00 | 0 | 0 | 0 | | |
| NZDCHF | 0.6 | 0.7 | 35 | 54 | 8/1 | 1 | 0.1 | B S | 00:00 | 0 | 0 | 0 | | |
| NZDJPY | 0.6 | 0.6 | 31 | 55 | 8/4 | 1 | 0.1 | B S | 00:00 | 0 | 0 | 0 | | |
| NZDUSD | 0.5 | 0.4 | 33 | 56 | 10/6 | 1 | 0.1 | B S | 00:00 | 0 | 0 | 0 | | |
| USDCAD | 0.3 | 0.3 | 39 | 63 | | 1 | 0.1 | B S | 00:00 | 0 | 0 | 0 | | |
| USDCHF | 0.4 | 0.4 | 44 | 75 | 2/1 | 1 | 0.1 | B S | 00:00 | 0 | 0 | 0 | | |
| USDJPY | 0.2 | 0.2 | 42 | 74 | 5/3 | 1 | 0.1 | B S | 16:44 | -24 | 18 | -6 | | |
| @ Signal | | | On | On | On | 10/9 | -7 | -6 | | | | | | |
| @ Trend | | | On | On | On | | | | | | | | | |
| @ Level | | | 2 | 2 | 2 | | | | | | | | | |
| Local | 2017.06.05 | 16:44 | Margin Used | | | 3590 | Max Drawdown | | | -28 | -29 | | | |
| Broker | 2017.06.05 | 14:44 | Max Margin | | | 3590 | Max Profit | | | 13 | 16 | | | |
| GMT | 2017.06.05 | 14:44 | Basket Pips Profit Locker is off | | | 0 | Basket Cash Profit Locker is off | | | 0 | 0 | | | |
| Sydney | 2017.06.05 | 03:44 | | | | | | | | | | | | |
| Tokyo | 2017.06.05 | 23:44 | | | | | | | | | | | | |
| London | 2017.06.05 | 13:46 | | | | | | | | | | | | |
| New York | 2017.06.05 | 10:46 | | | | | | | | | | | | |

Here are Virtual Basket settings:



| Variable | Value |
|--|---|
| ab _ | |
| Background color panel Virtual Basket | DarkViolet |
| Highlight trigger time color: | DeepPink |
| ab Start monitoring Virtual basket at (Local hour): | 09:00 |
| ab End monitoring Virtual basket at (Local hour): | 16:59 |
| 123 Check new Virtual basket on every new bar: | H1 |
| 123 Signal remain valid in first x minutes after new bar: | 1 |
| ab _ | |
| 123 Which Virtual Basket trading mode ? | VB_Trigger_Both |
| ab _ | |
| ab _ | => In trend: Min pips trigger settings <= |
| 123 Which Virtual Basket Trend trigger mode ? | VB_Trigger_03_Drawdown_Fixed |
| 123 Set Virtual Basket min pips (base) in first x minutes: | 5 |
| 1/2 Virtual Basket Max drawdown pips to trigger trades: | -30.0 |
| ab _ | |
| ab _ | => Reversal: Max pips trigger settings <= |
| 123 Which Virtual Basket Reversal trigger mode ? | VB_Trigger_03_Profit_Fixed |
| 123 Set Virtual Basket max pips (base) in first x minutes: | 5 |
| 1/2 Virtual Basket Max profit pips to trigger trades: | 30.0 |
| ab _ | |
| Once a basket was closed allow to reopen a new basket ? | true |
| ab _ | |
| ab ooo | ==== Strategy 03 ==== |
| ab _ | Trade Strategy 1 with Virtual baskets |
| ab _ | |
| ab ooo | ==== Strategy 04 ==== |
| ab _ | Trade Strategy 2 with Virtual baskets |

The first things that needs to be set are trading hours. The VB is going to create and monitor some virtual baskets at the beginning of new time slot during set time.

In the screenshot above, some VB are going to be created at the beginning of each new hour from 9:00 AM **Local time**, until 16:59 **Local time**.

The option “Check new virtual basket on every new bar” allow you to change the periodicity of those virtual baskets. H1 is selected in default settings.

The option “Signal remain valid in first x minutes after new bar:” set during how long time the signal will remain valid. 1 means 1 minute which mean that the signal will be considered during 1 minute after the beginning of a time slot. In other words, it means that if new signals appear after the first minute, they won’t be considered.

The option “Which Virtual Basket trading mode ?” allow you to choose if you want to trigger in trend trades based on min pips counts and/or if you want to trigger reversal trades based on max pips counts.



The next options are used to trigger trades based on those virtual baskets.

Here the explanation about how an in-trend trades basket based on min pips count is triggered:

As explained in the theory, the idea is to wait until a virtual basket show no Drawdown (in pips only for the moment) during an hour in order to trigger live trades.

As it is not likely to have 0 pips drawdown, I have added a few options to trigger trades still with the same approach, but which should offer more flexibility:

- VB_Trigger_01_Drawdown_Zero: previous period drawdown must be 0 pips (the most restrictive mode)

- VB_Trigger_02_Drawdown_Base: in this mode, the DB is going to monitor the max drawdown during the first x minutes of the virtual basket time slot and use this value as a basis to trigger trades (here the DB is going to use 5 minutes the value set in the field "Set Virtual Basket min pips (base) in first x minutes:"). In other words, it means that the DB is going to memorize the max pips drawdown in the first 5 minutes of the 1 hour time slot. If at the end of the hour the max drawdown during the hour is not bigger than the max drawdown during the first 5 minutes, then trades will be triggered.

- VB_Trigger_03_Drawdown_Fixed: This option allow a pip buffer to trigger trades. If the max drawdown is not bigger than the amounts of pips set in the field "Virtual Basket Max drawdown pips to trigger trades:", then trades will be triggered.

The opposite approach is used to trigger reversal trades. If the max pips count is ≤ 0 then some reversal trades will be triggered.



Important note: When you open some live trades, the buy orders are triggered at the ask and the sell orders at the bid because of the spread. Here in the Virtual baskets as we don't need to consider the spread, the buy open price are set at the bid and sell open price are set a the ask.

The last option in the Virtual Basket settings "Once a basket was closed allow to reopen a new basket ?" manage if you want the Dashboard to continue monitoring VB and potentially open new basket when a previous basket was closed. If the option is on false then the Dashboard will wait for the next day time slot to open to be ready to trigger new baskets from VB.

The various alerts modes are also working with the virtual baskets and so they will inform you when a VB is triggered.



Additional options to manage trades (baskets) with Virtual Baskets:

| | |
|--|----------------------------------|
|  Use VB opposite signal to Close basket ? | Do_Not_Close_on_Opposite_Signals |
|  Open inversed orders (close on opposite signals m... | false |

- Use VB opposite signal to Close basket ? You can choose between 3 options:

- Do_Not_Close_on_Opposite_Signals
- Close_on_Opposite_Signals
- Close_on_Opposite_Signals_Cash_Positive_Only

- Open inversed orders (close on opposite signals must be true) ?

Thanks to those additional options, if you have for example a basket open which was based on an in trend Virtual Basket and that later in time you have a reversal signal from the Virtual Basket, then your basket can be closed and if you want, a basket with opposite orders can be open.

Here are some screenshots explaining how to read the information's:

| INFORM | | CCFp Strat 3 | | Floating Results | | Special Basket Management | | Virtual Basket Management | |
|-----------|-----------------|--------------|-----|------------------|------|----------------------------------|--------|---|-----------------|
| —Spread— | —ADR— | W1 | W1 | b/s | Pips | Time | DD | Pips | Time |
| Today Avg | Today (5) | T/F | F/T | | | GMT: 2017.06.05 | Profit | Check VB every M1 from: 00:00 to: 23:59 local | Min |
| | | | | | | 16:40 | Total | VB trigger trades if min pips >= -30, max pips <= -30 | Max |
| AUDCAD | 0.5 0.7 93 67 | | | B S | 0/0 | 00:00 | 0 | 1 | 16:40 -12 6 -8 |
| AUDCHF | 0.5 0.6 77 51 | | | B S | 0/1 | 00:00 | 0 | 1 | 16:41 -6 7 4 |
| AUDJPY | 0.5 0.5 | | | B S | 0/0 | 00:00 | 0 | 1 | 16:42 -13 0 0 |
| AUDNZD | 0.1 0.3 | | | B S | 0/0 | 00:00 | 0 | 1 | 16:43 -6 17 14 |
| AUDUSD | 0.1 0.3 | | | B S | 0/0 | 00:00 | 0 | 1 | 16:44 -36 0 -36 |
| CADCHF | 0.3 0.5 | | | B S | 0/0 | 00:00 | 0 | 1 | 16:45 -13 15 15 |
| CADJPY | 0.4 0.5 | | | B S | 0/0 | 00:00 | 0 | 0 | 16:46 -1 24 20 |
| CHFJPY | 0.7 0.7 | | | B S | 0/0 | 00:00 | 0 | 0 | 16:47 -1 13 2 |
| EURAUD | 0.5 0.9 180 118 | | | B S | 0/0 | 00:00 | 0 | 2 | 16:48 -10 10 10 |
| EURCAD | 0.7 0.9 87 115 | | | B S | 0/0 | 00:00 | 0 | 2 | 16:49 -10 28 25 |
| EURCHF | 0.3 0.4 22 36 | | | B S | 0/0 | 00:00 | 0 | 0 | 16:50 -17 11 7 |
| EURGBP | 0.4 0.4 77 63 | | | B S | 0/1 | 00:00 | 0 | -1 | 16:51 -25 0 -25 |
| EURJPY | 0.5 0.4 52 91 | | | B S | 0/0 | 00:00 | 0 | 0 | 16:52 -1 17 12 |
| EURNZD | 2.5 2.6 88 115 | | | B S | 0/0 | 00:00 | 0 | 1 | 16:53 -14 5 0 |
| EURUSD | 0.2 0.2 49 76 | | | B S | 0/0 | 00:00 | 0 | 0 | 16:54 -17 6 -7 |
| GBP AUD | 1.3 1.6 138 156 | | | B S | 0/0 | 00:00 | 0 | 1 | 16:55 -6 27 18 |
| GBPCAD | 1.0 1.6 137 137 | | | B S | 0/0 | 00:00 | 0 | 0 | 16:56 -1 13 9 |
| GBPCHE | 0.8 0.9 106 99 | | | B S | 0/0 | 00:00 | 0 | 0 | |
| GBPJPY | 1.0 | | | B S | 0/0 | 00:00 | 0 | -0 | |
| GBPNZD | 3.6 | | | B S | 0/0 | 00:00 | 0 | -2 | |
| GBPUSD | 0.3 | | | B S | 0/0 | 00:00 | 0 | -1 | |
| NZDCAD | 0.3 | | | B S | 0/0 | 00:00 | 0 | -0 | |
| NZDCHF | 0.6 0.6 31 56 | | | B S | 0/0 | 00:00 | 0 | -0 | |
| NZDJPY | 0.4 0.4 33 56 | | | B S | 0/0 | 00:00 | 0 | -1 | |
| NZDUSD | 0.1 0.3 39 63 | | | B S | 0/0 | 00:00 | 0 | 1 | |
| USDCAD | 0.3 0.4 44 75 | | | B S | 0/0 | 00:00 | 0 | 0 | |
| USDCHF | 0.3 0.4 44 75 | | | B S | 0/0 | 00:00 | 0 | 0 | |
| USDJPY | 0.3 0.2 42 74 | | | B S | 0/0 | 00:00 | 0 | 0 | |
| @ Signal | | On | On | On | On | 10/9 | 63 | 66 | |
| @ Trend | | On | On | On | On | | | | |
| @ Level | | 2 | 2 | 2 | 2 | | | | |
| Local | 2017.06.05 | 16:56 | | | | Margin Used | 3590 | Max Drawdown | -43 -44 |
| Broker | 2017.06.05 | 14:56 | | | | Max Margin | 3590 | Max Profit | 67 70 |
| GMT | 2017.06.05 | 14:56 | | | | | | | |
| Sydney | 2017.06.06 | 00:56 | | | | Basket Pips Profit Locker is off | 0 | Basket Cash Profit Locker is off | 0 |
| Tokyo | 2017.06.05 | 23:56 | | | | | | | |
| London | 2017.06.05 | 10:56 | | | | | | | |
| New York | 2017.06.05 | 10:56 | | | | | | | |

| Virtual Basket Management | | | | | |
|---|------|-----|-----|-----|--|
| Check VB every M1 from: 00:00 to: 23:59 local | | | | | |
| VB trigger trades if min pips >= -30, max pips <= -30 | | | | | |
| Pips | Time | Min | Max | End | |

The header of the virtual basket column is showing the main settings, it is also showing if the Virtual Basket can open in trend trades and/or reversal trades.



In the previous Dashboard version there was a column named “base” which was showing the max drawdown during the first x minutes of the virtual basket time slot and potentially using this value as a basis to trigger trades.

As our screen size are limited, I have removed this column, this information is now available if you hover your mouse over the min pips values and also over the max pips values, it shows the number of minutes used to set the base min pips and the base min pips value:

| | | | | | | |
|--|-------|-----|----|-----|--|---------|
| 1 | 16:56 | -1 | 13 | 10 | | 1.02390 |
| | 16:57 | -29 | 3 | -3 | | |
| 0 | 16:58 | 0 | 35 | 20 | | |
| Value = Virtual Basket min pips / Base min pips in first: 5 minutes is: -29 pips | | | | | | |
| -0 | 17:00 | -9 | 25 | 21 | | 1.02240 |
| -1 | 17:01 | -37 | 7 | -36 | | |
| 0 | 17:02 | -8 | 9 | 3 | | |

| INFOS | | | | CCFp Strat 3 Your title | | | | Floating Results | | | Special Basket Management Basket open time | | | | Virtual Basket Management Check VB every M5 from 09:00 to 16:59 VB trigger trades if min pips >= -30 | | | | | | | |
|-------------------------|-----|----------------------|-----|----------------------------|-----------|-----------|-----|---------------------|------|------|---|-----|--------|-------|--|-------|--------------|-----|-----|--|--|---|
| --Spread-- Today Avg | | --ADR-- Today (5) | | W1 T/F | W1 F/F | W1 F/T | ALL | b/s | Pips | Cash | Time | DD | Profit | Total | Pips | Time | Base | Min | Max | | | |
| AUDCAD | 0.8 | 0.7 | 73 | 51 | | -4/7 | B S | 0/0 | | | 11:10 | -9 | 0 | -9 | | 11:25 | -4 | -4 | 41 | | | |
| AUDCHF | 0.6 | 0.5 | 60 | 56 | | -4/4 | B S | 0/0 | | | 00:00 | 0 | 0 | 0 | | 11:30 | -35 | -35 | 13 | | | |
| AUDJPY | 0.5 | 0.5 | 69 | 66 | | -8/3 | B S | 1/0 | -6 | -5 | 00:00 | 0 | 0 | 0 | | 11:35 | -18 | -18 | 23 | | | |
| AUDNZD | 1.0 | 0.8 | 68 | 76 | | -4/10 | B S | 0/1 | -2 | -1 | 00:00 | 0 | 0 | 0 | | 11:40 | -42 | -42 | 1 | | | |
| AUDUSD | 0.4 | 0.3 | 70 | 47 | | | B S | | | | | | | | | | | | | | | |
| CADCHF | 0.5 | 0.5 | 43 | 63 | | | B S | | | | | | | | | | | | | | | |
| CADJPY | 0.2 | 0.4 | 50 | 58 | | | B S | | | | | | | | | | | | | | | |
| CHFJPY | 0.6 | 0.6 | 51 | 87 | | | B S | | | | | | | | | | | | | | | |
| EURAUD | 1.2 | 1.1 | 131 | 126 | 1/ -8 | 2/ -4 | | | | | | | | | | | | | | | | |
| EURCAD | 0.3 | 0.9 | 64 | 119 | 1/ -1 | | | | | | | | | | | | | | | | | |
| EURCHF | 0.6 | 0.4 | 32 | 36 | | | | | | | | | | | | | | | | | | |
| EURGBP | 0.4 | 0.3 | 33 | 58 | 1/ -6 | | | | | | | | | | | | | | | | | |
| EURJPY | 0.3 | 0.4 | 45 | 96 | | | | | | | | | | | | | | | | | | |
| EURNZD | 1.6 | 1.5 | 79 | 133 | | | | | | | | | | | | | | | | | | |
| EURUSD | 0.3 | 0.2 | 34 | 75 | 1/ -4 | | | | | | | | | | | | | | | | | |
| GBPAUD | 2.1 | 2.0 | 150 | 168 | | | | | | | | | | | | | | | | | | |
| GBPCAD | 1.0 | 1.4 | 86 | 168 | | | | | | | | | | | | | | | | | | |
| GBPCHF | 0.7 | 0.8 | 61 | 92 | | | | | | | | | | | | | | | | | | |
| GBPJPY | 0.6 | 0.7 | 71 | 135 | | | | | | | | | | | | | | | | | | |
| GBPNZD | 1.7 | 3.6 | 98 | 198 | | | | | | | | | | | | | | | | | | |
| GBPUSD | 0.3 | 0.4 | 52 | 107 | | | | | | | | | | | | | | | | | | |
| NZDCAD | 0.7 | 0.6 | 30 | 75 | 10/ -1 | | | | | | | | | | | | | | | | | |
| NZDCHF | 0.6 | 0.6 | 38 | 61 | | | | | | | | | | | | | | | | | | |
| NZDJPY | 0.5 | 0.5 | 38 | 58 | | | | | | | | | | | | | | | | | | |
| NZDUSD | 0.4 | 0.3 | 27 | 55 | 10/ -4 | | | | | | | | | | | | | | | | | |
| USDCAD | 0.0 | 0.3 | 33 | 72 | | | | | | | 11:30 | -17 | 59 | 42 | | | | | | | | |
| USDCHE | 0.4 | 0.3 | 46 | 66 | | | | | | | 00:00 | 0 | 0 | 0 | | | | | | | | |
| USDJPY | 0.1 | 0.2 | 53 | 60 | | | | | | | 11:43 | -81 | 83 | 2 | | | | | | | | |
| @ Signal | | | | | On | On | On | | | | | | | | | | | | | | | |
| @ Trend | | | | | On | On | On | | | | | | | | | | | | | | | |
| @ Level | | | | | 2 | 2 | 2 | | | | | | | | | | | | | | | |
| | | | | | | | | | | | Ca | Ca | Ca | X | | | | | | | | |
| | | | | | | | | | | | 8/9 | -16 | 2 | | | | | | | | | |
| | | | | | | | | | | | 0.03 % | | | | | | | | | | | |
| | | | | | | | | | | | Lock < 0 off | | | | | 0 | Lock > 0 off | | | | | 0 |
| | | | | | | | | | | | | | | | | | | | | | | |
| | | | | | | | | | | | | | | | | | | | | | | |
| | | | | | | | | | | | | | | | | | | | | | | |
| | | | | | | | | | | | | | | | | | | | | | | |
| | | | | | | | | | | | | | | | | | | | | | | |
| | | | | | | | | | | | | | | | | | | | | | | |
| | | | | | | | | | | | | | | | | | | | | | | |
| | | | | | | | | | | | | | | | | | | | | | | |
| | | | | | | | | | | | | | | | | | | | | | | |
| | | | | | | | | | | | | | | | | | | | | | | |
| | | | | | | | | | | | | | | | | | | | | | | |
| | | | | | | | | | | | | | | | | | | | | | | |
| | | | | | | | | | | | | | | | | | | | | | | |
| | | | | | | | | | | | | | | | | | | | | | | |
| | | | | | | | | | | | | | | | | | | | | | | |
| | | | | | | | | | | | | | | | | | | | | | | |
| | | | | | | | | | | | | | | | | | | | | | | |
| | | | | | | | | | | | | | | | | | | | | | | |
| | | | | | | | | | | | | | | | | | | | | | | |
| | | | | | | | | | | | | | | | | | | | | | | |
| | | | | | | | | | | | | | | | | | | | | | | |
| | | | | | | | | | | | | | | | | | | | | | | |
| | | | | | | | | | | | | | | | | | | | | | | |
| | | | | | | | | | | | | | | | | | | | | | | |
| | | | | | | | | | | | | | | | | | | | | | | |
| | | | | | | | | | | | | | | | | | | | | | | |
| | | | | | | | | | | | | | | | | | | | | | | |
| | | | | | | | | | | | | | | | | | | | | | | |
| | | | | | | | | | | | | | | | | | | | | | | |
| | | | | | | | | | | | | | | | | | | | | | | |
| | | | | | | | | | | | | | | | | | | | | | | |
| | | | | | | | | | | | | | | | | | | | | | | |
| | | | | | | | | | | | | | | | | | | | | | | |
| | | | | | | | | | | | | | | | | | | | | | | |
| | | | | | | | | | | | | | | | | | | | | | | |
| | | | | | | | | | | | | | | | | | | | | | | |
| | | | | | | | | | | | | | | | | | | | | | | |
| | | | | | | | | | | | | | | | | | | | | | | |
| | | | | | | | | | | | | | | | | | | | | | | |
| | | | | | | | | | | | | | | | | | | | | | | |
| | | | | | | | | | | | | | | | | | | | | | | |
| | | | | | | | | | | | | | | | | | | | | | | |
| | | | | | | | | | | | | | | | | | | | | | | |
| | | | | | | | | | | | | | | | | | | | | | | |
| | | | | | | | | | | | | | | | | | | | | | | |
| | | | | | | | | | | | | | | | | | | | | | | |
| | | | | | | | | | | | | | | | | | | | | | | |
| | | | | | | | | | | | | | | | | | | | | | | |
| | | | | | | | | | | | | | | | | | | | | | | |
| | | | | | | | | | | | | | | | | | | | | | | |
| | | | | | | | | | | | | | | | | | | | | | | |
| | | | | | | | | | | | | | | | | | | | | | | |
| | | | | | | | | | | | | | | | | | | | | | | |
| | | | | | | | | | | | | | | | | | | | | | | |
| | | | | | | | | | | | | | | | | | | | | | | |
| | | | | | | | | | | | | | | | | | | | | | | |
| | | | | | | | | | | | | | | | | | | | | | | |
| | | | | | | | | | | | | | | | | | | | | | | |
| | | | | | | | | | | | | | | | | | | | | | | |
| | | | | | | | | | | | | | | | | | | | | | | |
| | | | | | | | | | | | | | | | | | | | | | | |
| | | | | | | | | | | | | | | | | | | | | | | |
| | | | | | | | | | | | | | | | | | | | | | | |
| | | | | | | | | | | | | | | | | | | | | | | |
| | | | | | | | | | | | | | | | | | | | | | | |
| | | | | | | | | | | | | | | | | | | | | | | |
| | | | | | | | | | | | | | | | | | | | | | | |
| | | | | | | | | | | | | | | | | | | | | | | |
| | | | | | | | | | | | | | | | | | | | | | | |
| | | | | | | | | | | | | | | | | | | | | | | |
| | | | | | | | | | | | | | | | | | | | | | | |
| | | | | | | | | | | | | | | | | | | | | | | |
| | | | | | | | | | | | | | | | | | | | | | | |
| | | | | | | | | | | | | | | | | | | | | | | |
| | | | | | | | | | | | | | | | | | | | | | | |
| | | | | | | | | | | | | | | | | | | | | | | |
| | | | | | | | | | | | | | | | | | | | | | | |
| | | | | | | | | | | | | | | | | | | | | | | |
| | | | | | | | | | | | | | | | | | | | | | | |
| | | | | | | | | | | | | | | | | | | | | | | |
| | | | | | | | | | | | | | | | | | | | | | | |
| | | | | | | | | | | | | | | | | | | | | | | |
| | | | | | | | | | | | | | | | | | | | | | | |
| | | | | | | | | | | | | | | | | | | | | | | |
| | | | | | | | | | | | | | | | | | | | | | | |
| | | | | | | | | | | | | | | | | | | | | | | |
| | | | | | | | | | | | | | | | | | | | | | | |
| | | | | | | | | | | | | | | | | | | | | | | |
| | | | | | | | | | | | | | | | | | | | | | | |
| | | | | | | | | | | | | | | | | | | | | | | |
| | | | | | | | | | | | | | | | | | | | | | | |
| | | | | | | | | | | | | | | | | | | | | | | |
| | | | | | | | | | | | | | | | | | | | | | | |
| | | | | | | | | | | | | | | | | | | | | | | |
| | | | | | | | | | | | | | | | | | | | | | | |
| | | | | | | | | | | | | | | | | | | | | | | |
| | | | | | | | | | | | | | | | | | | | | | | |
| | | | | | | | | | | | | | | | | | | | | | | |
| | | | | | | | | | | | | | | | | | | | | | | |
| | | | | | | | | | | | | | | | | | | | | | | |
| | | | | | | | | | | | | | | | | | | | | | | |
| | | | | | | | | | | | | | | | | | | | | | | |
| | | | | | | | | | | | | | | | | | | | | | | |
| | | | | | | | | | | | | | | | | | | | | | | |
| | | | | | | | | | | | | | | | | | | | | | | |
| | | | | | | | | | | | | | | | | | | | | | | |
| | | | | | | | | | | | | | | | | | | | | | | |

Now when a Virtual Basket open a basket the value which was used to trigger the basket is highlighted in colour so as to identify easily when and why the basket was opened:



| INFOS | | | | CCFp Strat 3 | | | | Floating Results | | | | Special Basket Management | | | | Virtual Basket Management | | | |
|--------------|------------|-----------|----------------------------------|--------------|------|----------------------------------|-------|------------------|-----|------|------|---------------------------|-------|-----------------|----|--|-------|--|--|
| ---Spread--- | | ---ADR--- | | W1 | | W1 | | b/s | | Pips | | Time | | GMT. 2017.06.05 | | VB trigger VB every M1 from 00:00 to 23:59 local | | | |
| Today | Avg | Today | (S) | T/F | F/F | T/F | F/T | | | | Cash | | | | | Pips | Time | | |
| AUDCAD | 0.4 | 0.7 | 93 | 67 | | | | 2 | 0.2 | B | S | 0/0 | 17:00 | -19 | 54 | 36 | 16:40 | | |
| AUDCHF | 0.6 | 0.6 | 77 | 61 | | | | 1 | 0.1 | B | S | 4 | 00:00 | 0 | 0 | 0 | 16:41 | | |
| AUDJPY | 0.5 | 0.5 | 83 | 67 | | | | 1 | 0.1 | B | S | 2 | 00:00 | 0 | 0 | 0 | 16:41 | | |
| AUDNZD | 0.8 | 0.8 | 96 | 70 | -2/8 | 9/10 | -5/2 | 1 | 0.1 | B | S | 2 | 00:00 | 0 | 0 | 0 | 16:41 | | |
| AUDUSD | 0.3 | 0.3 | 64 | 57 | -2/1 | | | 1 | 0.1 | B | S | 0 | 00:00 | 0 | 0 | 0 | 16:41 | | |
| CADCHF | 0.3 | 0.5 | 38 | 62 | | | | 2 | 0.2 | B | S | -1 | 00:00 | 0 | 0 | -1 | 16:45 | | |
| CADJPY | 0.5 | 0.5 | 40 | 64 | | | | 1 | 0.1 | B | S | -1 | 00:00 | 0 | 0 | -2 | 16:46 | | |
| CHFJPY | 0.7 | 0.7 | 37 | 79 | | | | 2 | 0.2 | B | S | 0 | 00:00 | 0 | 0 | 0 | 16:47 | | |
| EURAUD | 0.3 | 0.3 | 103 | 118 | | | | 2 | 0.2 | B | S | 6 | 00:00 | 0 | 0 | 1 | 16:48 | | |
| EURCAD | 0.7 | 0.9 | 87 | 115 | | | | 2 | 0.2 | B | S | -4 | 00:00 | 0 | 0 | -1 | 16:49 | | |
| EURCHF | 0.4 | 0.4 | 22 | 36 | | | | 1 | 0.1 | B | S | 0 | 00:00 | 0 | 0 | 0 | 16:50 | | |
| EURGBP | 0.3 | 0.4 | 77 | 63 | -3/5 | 2/7 | | 1 | 0.1 | B | S | -1 | 00:00 | 0 | 0 | -9 | 16:51 | | |
| EURJPY | 0.3 | 0.4 | 52 | 91 | | | | 1 | 0.1 | B | S | 0 | 00:00 | 0 | 0 | 0 | 16:52 | | |
| EURNZD | 1.3 | 2.6 | 88 | 115 | -3/8 | | | 1 | 0.1 | B | S | 1 | 00:00 | 0 | 0 | 0 | 16:53 | | |
| EURUSD | 0.2 | 0.2 | 49 | 76 | -3/1 | 2/6 | -1/1 | 1 | 0.1 | B | S | 0 | 00:00 | 0 | 0 | 1 | 16:54 | | |
| GBPAUD | 0.4 | 1.6 | 138 | 168 | 5/7 | 2/2 | 10/10 | 1 | 0.1 | B | S | 5 | 00:00 | 0 | 0 | 0 | 16:55 | | |
| GBPCAD | 1.2 | 1.5 | 137 | 137 | | | | 2 | 0.2 | B | S | -7 | 00:00 | 0 | 0 | -2 | 16:56 | | |
| GBPCHE | 1.0 | 0.9 | 108 | 99 | 5/1 | -7/7 | | 1 | 0.1 | B | S | 0 | 00:00 | 0 | 0 | 0 | 16:57 | | |
| GBPJPY | 0.7 | 0.8 | 122 | 130 | 5/1 | -7/4 | | 1 | 0.1 | B | S | -1 | 00:00 | 0 | 0 | 1 | 16:58 | | |
| GBPNZD | 0.4 | 4.2 | 134 | 179 | 5/1 | -7/10 | 10/10 | 1 | 0.1 | B | S | -2 | 00:00 | 0 | 0 | 0 | 16:59 | | |
| GBPUSD | 0.1 | 0.4 | 66 | 67 | 5/1 | -7/4 | 10/10 | 1 | 0.1 | B | S | 5 | 00:00 | 0 | 0 | -9 | 17:00 | | |
| NZDCAD | 0.4 | 0.7 | 54 | 76 | 8/7 | 10/10 | | 1 | 0.1 | B | S | -3 | 00:00 | 0 | 0 | -1 | 17:01 | | |
| NZDCHF | 0.7 | 0.6 | 35 | 54 | 8/1 | | -8/8 | 1 | 0.1 | B | S | 1 | 00:00 | 0 | 0 | -9 | 17:02 | | |
| NZDJPY | 0.7 | 0.6 | 31 | 65 | 8/4 | | -8/2 | 1 | 0.1 | B | S | 0 | 16:45 | -40 | 10 | -30 | 17:03 | | |
| NZDUSD | 0.3 | 0.4 | 33 | 56 | | | 10/-6 | 1 | 0.1 | B | S | 0 | 17:00 | -19 | 54 | 36 | 17:04 | | |
| USDCAD | 0.4 | 0.3 | 39 | 63 | 1/-5 | | -4/8 | 1 | 0.1 | B | S | -3 | 00:00 | 0 | 0 | 0 | 17:05 | | |
| USDCHF | 0.2 | 0.4 | 44 | 75 | 1/-1 | | -6/7 | 1 | 0.1 | B | S | 5 | 00:00 | 0 | 0 | 0 | 17:06 | | |
| USDJPY | 0.3 | 0.2 | 42 | 74 | 1/-4 | | -6/4 | 1 | 0.1 | B | S | 0 | 17:06 | -23 | 34 | 11 | -9 | | |
| @ Signal | | | | On | On | On | | 10/9 | 8 | 11 | | Ca | Ca | Ca | X | -6 | | | |
| @ Trend | | | | On | On | On | | 0.24 % | | | | Lock < 0 off | 0 | Lock > 0 off | 0 | | | | |
| @ Level | | | | 2 | 2 | 2 | | | | | | | | | | | | | |
| Local | 2017.06.05 | 17:06 | Margin Used | | 3590 | Max Drawdown | | -43 | -44 | | | | | | | | | | |
| Broker | 2017.06.05 | 15:06 | Max Margin | | 3590 | Max Profit | | 93 | 99 | | | | | | | | | | |
| GMT | 2017.06.05 | 15:06 | Basket Pips Profit Locker is off | | 0 | Basket Cash Profit Locker is off | | 0 | | | | | | | | | | | |
| Sydney | 2017.06.06 | 01:06 | | | | | | | | | | | | | | | | | |
| Tokyo | 2017.06.06 | 00:06 | | | | | | | | | | | | | | | | | |
| London | 2017.06.06 | 15:06 | | | | | | | | | | | | | | | | | |
| New York | 2017.06.05 | 15:06 | | | | | | | | | | | | | | | | | |

If you are using the Special basket mode, you can also note that the Basket opening time appears in the header (as in the screenshot above, showing 16:40).



2.7.3. VIRTUAL BASKETS ADDITIONAL INFORMATION'S

When using the Virtual basket option, it over rides any trade time settings for Sessions or local times. Times used are the Virtual Baskets time slot which are local hour.

Virtual Baskets only open trades up to the maximum allowed per pair, so future monitoring is redundant. The future monitoring gives you an information about how the baskets are performing. You can see if they went into drawdown once opened or straight into profit

Now the information about the pips count at the end of a time slot is displayed in the Virtual Basket column:

It is not cumulative, if you want to know how many pips a VB has moved from a time slot to another you have to sum up the ending pips values.

| INFOS | | | CCFp Strat 3 Virtual Basket Test 10 | | | Floating Results | | | Special Basket Management Basket open time | | | | Virtual Basket Management Check VB every M5 from: 08:00 to: 16:59 VB trigger trades if min pips >= -20 | | | | | |
|----------------------------------|------------|-----------|--|-----------|-----------|---------------------|------|---------|---|-----|--------|-------|--|-------|------|-----|-----|-----|
| Spread | ADR | | D1 T/F | D1 F/F | D1 F/T | b/s | Pips | Cash | Time | DD | Profit | Total | Pips | Time | Base | Min | Max | End |
| Today | Avg | Today (5) | | | | | | | | | | | | | | | | |
| AUDCAD | 0.7 | 0.8 | 39 | 60 | -2 / 1 | B S | 0/0 | | 12:50 | -5 | 0 | -5 | | 12:50 | -4 | -4 | 5 | 5 |
| AUDCHF | 0.6 | 0.7 | 31 | 64 | -4 / 3 | B S | 0/0 | | 00:00 | 0 | 0 | 0 | -1 | 12:55 | -8 | -8 | 3 | -4 |
| AUDJPY | 0.7 | 0.6 | 48 | 70 | | B S | 1/0 | 2 | 00:00 | 0 | 0 | 0 | | | | | | |
| AUDNZD | 0.9 | 0.9 | 40 | 77 | -2 / 2 | B S | 0/0 | | 00:00 | 0 | 0 | 0 | | | | | | |
| AUDUSD | 0.4 | 0.4 | 22 | 50 | -2 / 2 | B S | 0/0 | | 00:00 | 0 | 0 | 0 | | | | | | |
| CADCHF | 0.5 | 0.5 | 24 | 58 | 1 / -1 | B S | 1/0 | -3 | 00:00 | 0 | 0 | 0 | -0 | | | | | |
| CADJPY | 0.4 | 0.5 | 37 | 54 | 1 / -2 | B S | 1/0 | -1 | 00:00 | 0 | 0 | 0 | -1 | | | | | |
| CHFJPY | 0.8 | 0.8 | 53 | 87 | 3 / -1 | B S | 0/0 | | 00:00 | 0 | 0 | 0 | | | | | | |
| EURAUD | 1.0 | 1.1 | 45 | 129 | -1 / 1 | B S | 0/0 | | 00:00 | 0 | 0 | 0 | | | | | | |
| EURCAD | 1.5 | 1.1 | 54 | 116 | 2 / -1 | B S | 0/1 | -6 | 00:00 | 0 | 0 | 0 | -2 | | | | | |
| EURCHF | 0.8 | 0.6 | 15 | 33 | -4 / 4 | B S | 0/0 | | 00:00 | 0 | 0 | 0 | | | | | | |
| EURGBP | 0.4 | 0.5 | 40 | 65 | | B S | 0/0 | | 00:00 | 0 | 0 | 0 | | | | | | |
| EURJPY | 0.6 | 0.5 | 48 | 86 | 2 / -1 | B S | 0/0 | | 00:00 | 0 | 0 | 0 | | | | | | |
| EURNZD | 3.4 | 3.0 | 52 | 131 | -1 / 2 | B S | 0/1 | -6 | 00:00 | 0 | 0 | 0 | -2 | | | | | |
| EURUSD | 0.3 | 0.2 | 17 | 75 | -1 / 2 | B S | 0/1 | -1 | 00:00 | 0 | 0 | 0 | | | | | | |
| GBPAUD | 2.1 | 2.0 | 89 | 172 | 1 / 4 | B S | 0/0 | | 00:00 | 0 | 0 | 0 | | | | | | |
| GBPCAD | 1.4 | 1.4 | 51 | 171 | -1 / 1 | B S | 0/0 | | 00:00 | 0 | 0 | 0 | | | | | | |
| GBPCHE | 1.2 | 1.1 | 53 | 89 | 1 / -1 | B S | 0/0 | | 00:00 | 0 | 0 | 0 | | | | | | |
| GBPJPY | 0.9 | 0.9 | 73 | 139 | 1 / -1 | B S | 0/0 | | 00:00 | 0 | 0 | 0 | | | | | | |
| GBPNZD | 4.3 | 4.2 | 110 | 195 | -1 / 2 | B S | 0/0 | | 00:00 | 0 | 0 | 0 | | | | | | |
| GBPUSD | 0.4 | 0.3 | 50 | 107 | -1 / 2 | B S | 0/0 | | 00:00 | 0 | 0 | 0 | | | | | | |
| NZDCAD | 0.8 | 0.8 | 51 | 87 | 1 / -1 | B S | 0/0 | | 00:00 | 0 | 0 | 0 | | | | | | |
| NZDCHF | 0.7 | 0.8 | 34 | 60 | 2 / -1 | B S | 1/0 | -3 | 00:00 | 0 | 0 | 0 | -0 | | | | | |
| NZDJPY | 0.7 | 0.7 | 48 | 58 | 1 / -1 | B S | 1/0 | -0 | 12:50 | -5 | 0 | -5 | -1 | | | | | |
| NZDUSD | 0.3 | 0.4 | 28 | 53 | | B S | 0/0 | | 00:00 | 0 | 0 | 0 | | | | | | |
| USDCAD | 0.2 | 0.3 | 41 | 62 | 1 / -1 | B S | 0/0 | | 00:00 | 0 | 0 | 0 | | | | | | |
| USDCHF | 0.4 | 0.4 | 15 | 69 | 2 / -1 | B S | 1/0 | -2 | 00:00 | 0 | 0 | 0 | 1 | | | | | |
| USDJPY | 0.1 | 0.2 | 40 | 65 | 1 / -1 | B S | 1/0 | 2 | 12:55 | -18 | 5 | -13 | 1 | | | | | |
| | | | | | | | 7/3 | -19 | | | | | -4 | | | | | |
| @ Signal | | | On | On | On | | | | | | | | | | | | | |
| @ Trend | | | On | On | On | | | | | | | | | | | | | |
| @ Level | | | 2 | 2 | 2 | | | -0.23 % | | | | | | | | | | |
| Local | 2017.06.02 | 12:55 | | | | | | | | | | | | | | | | |
| Broker | 2017.06.02 | 10:55 | | | | | | | | | | | | | | | | |
| GMT | 2017.06.02 | 10:55 | | | | | | | | | | | | | | | | |
| Sydney | 2017.06.02 | 20:55 | | | | | | | | | | | | | | | | |
| Tokyo | 2017.06.02 | 19:55 | | | | | | | | | | | | | | | | |
| London | 2017.06.02 | 19:55 | | | | | | | | | | | | | | | | |
| New York | 2017.06.02 | 06:55 | | | | | | | | | | | | | | | | |
| Margin Used | 1550 | | | | | | | | | | | | | | | | | |
| Max Margin | 1550 | | | | | | | | | | | | | | | | | |
| Max Drawdown | -23 | -16 | | | | | | | | | | | | | | | | |
| Max Profit | 12 | 11 | | | | | | | | | | | | | | | | |
| Basket Pips Profit Locker is off | 0 | | | | | | | | | | | | | | | | | |
| Basket Cash Profit Locker is off | 0 | | | | | | | | | | | | | | | | | |

How Virtual Basket values are reset:

- When trades are closed:

When trades are closed by the Dashboard, the Virtual Basket values are reset, to be ready to monitor a new Virtual Basket. If the option "Once a basket was closed allow to reopen a new basket ?" is on true, then the DB will be ready to trigger a new basket from a VB, if the option is on false then the Dashboard will wait for the next day time slot to open to be ready to trigger new baskets from VB.

- Manually:

If you click on the button at the bottom of the Virtual Basket column, then Virtual Baskets values will be reset and the DB will be ready to trigger a new basket from the VB.

- End of time slot:



At the end of the time slot the Virtual Basket values will be reset.

- Maximum number of lines to monitor Virtual Basket reached:

If the maximum number of lines available to monitor Virtual basket is reached (number of lines = number of pairs in the Dashboard), the Virtual Basket values will be reset.

If both conditions are valid to open a Basket from a Virtual basket (min pips true and max pips true) then it is the min pips in trend basket which will be open.

Only 1 basket can be open from a Virtual Basket.

When there is no live basket open, at the beginning of each time slot, the Dashboard is using the valid signals to generate a Virtual Basket, but once a basket is triggered, the Dashboard is using the signals which were used to open the basket to avoid discrepancies between the basket and the Virtual Basket.

2.8. EA [05] – CCFP STRATEGY SETTINGS [STRATEGY 5 & 6] VIRTUAL BASKETS

2.8.1. VIRTUAL BASKETS THEORY

The latest version of the Dashboard includes a new Virtual Basket mode which can trigger trades.

Strategy 5 and 6 are using some virtual baskets to trigger trades.

Strategy 5 is using the signals from strategy 1 to trigger trades.

Strategy 6 is using the signals from strategy 2 to trigger trades.

The general concept is to open a single Virtual Basket at a specific time and to monitor the pips count. If the VB reach an amount of pips a real basket is triggered.

Alan is the one behind this idea, first thanks Alan for this, and here the settings that Alan is using with this strategy so far:

Weekly timeframe, Trade Level 2, start at 8 AM GMT on Monday morning

Trigger an in trend basket if VB reach + 300 pips.

Trigger a reverse basket if VB reach - 300 pips.

Take profit is set at +1500 pips.

Set Breakeven at + 50 pips when basket reach + 300 pips

If the basket reach - 300 pips the basket is closed and an opposite basket is open.

Same rules for TP and BE applied.



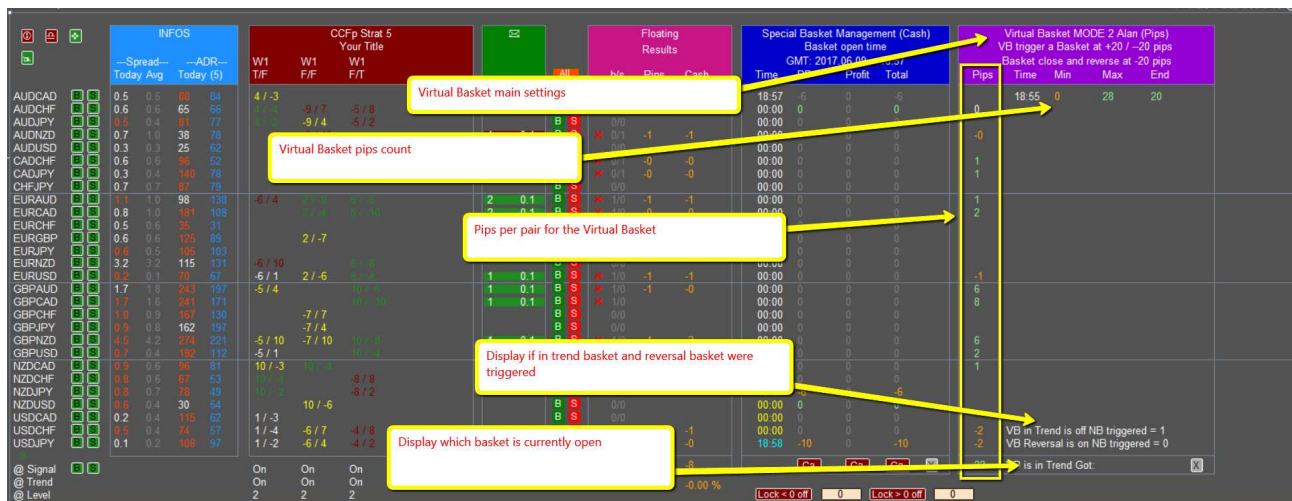
If both baskets closed in loss than we are in for a losing week of 600 pips.

2.8.2. VIRTUAL BASKETS IN THE DASHBOARD

In order to use the Virtual Basket in the Dashboard, you have to select Strategy 5 or 6 in section 5.

The Virtual Basket information's are displayed on the far right of the Dashboard, in order to see the VB columns, you might have to hide some information's (Max drawdown per pair, and/or past results, and or ADR, and/or Special basket).

Here a screenshot showing the Virtual Basket information's:



Here are Virtual Basket settings:



2.9. EA [06] – SIGNALS & ALERTS SETTINGS

The dashboard can generate the classic alerts (popup, email, push...).

2.10. EA [07] – TRADES SETTINGS

It is in this section that you set the money management used by the dashboard.

The first part of this section is concerning the lot size and potential TP, SL for individual trades.

The second part of this section is concerning potential stealth TP, SL, BE for individual trades.

The third part of this section is concerning potential TP, SL BE trail for the basket.

The fourth part of this section is concerning the option to close all trades at a specific hour each day of the week.

In the latest Dashboard update, there is an option to use individual pairs ADR to calculate the Basket SL and/or TP. The information about this calculation is displayed on the right side of the dashboard after the special basket column.

The dashboard can also display a column if you use ADR to calculate SL and/or TP for individual trades.

If your screen is not large enough to display this column, you have an option in the Dashboard settings to hide the column “Today results” and “All time results” to save some space:

Expert - I - I-GiG-I--Dashboard-05

| About Common Inputs Dependencies | |
|--------------------------------------|---|
| Variable | Value |
| ab | ===== |
| ab | <<<==== [13] RESULTS COLORS SETTINGS =====>>> |
| ab | ===== |
| Background color panel Results: | MediumVioletRed |
| Color Profit: | LightGreen |
| Color Loss: | Orange |
| Display today and all time results ? | false |
| ab | - |

And here the result:

| | | | | | | | | | | INFOS | | | | CCFp Strat 1 | | | | Floating Results | | | Maximum Floating Cash | | Special Basket Management Basket open time | | | | BASKET ADR | | | | | | | | | | | | | | |
|----------|------------|--|--|--|-------|-----|-----|-----|-------|----------------------------------|--------|-----|------|--------------|--------|--------|-----|------------------|------|--|----------------------------------|--------|---|---------|------------|-------|------------|--------|--------|--|---|--|--|--|--|--|--|--|--|--|--|
| | | | | | | | | | | Sp | Avg | ADR | Avg | W1 T/F | W1 F/F | W1 F/T | | b/s | Pips | Cash | DD | Profit | Time | GMT: DD | 1970.01.01 | 19:08 | Total | TP 25% | SL 50% | | | | | | | | | | | | |
| AUDCAD | | | | | 0.5 | 0.6 | 48 | 60 | -2/4 | -6/8 | | 1 | | | 0/0 | | | 0 | 0 | 18:52 | -4 | | | -4 | | | | | | | | | | | | | | | | | |
| AUDCHF | | | | | 0.7 | 0.6 | 46 | 70 | -2/3 | -6/3 | -7/10 | 1 | | | 0/0 | | | 0 | 0 | 19:00 | -44 | 3 | | -41 | | | | | | | | | | | | | | | | | |
| AUDJPY | | | | | 0.6 | 0.5 | 85 | 105 | -2/5 | -6/9 | -7/4 | 1 | | | 0/0 | | | 0 | 0 | 00:00 | 0 | 0 | | 0 | | | | | | | | | | | | | | | | | |
| AUDNZD | | | | | 1.4 | 1.3 | 48 | 75 | -2/7 | -6/2 | | 1 | | | 0/0 | | | 0 | 0 | 00:00 | 0 | 0 | | 0 | | | | | | | | | | | | | | | | | |
| AUDUSD | | | | | 0.3 | 0.3 | 51 | 55 | | | | 1 | | | 0/0 | | | 0 | 0 | 00:00 | 0 | 0 | | 0 | | | | | | | | | | | | | | | | | |
| CADCHF | | | | | 0.6 | 0.6 | 30 | 58 | | | -1/10 | 1 | | | 0/0 | | | 0 | 0 | 00:00 | 0 | 0 | | 0 | 14 | 27 | | | | | | | | | | | | | | | |
| CADJPY | | | | | 0.5 | 0.5 | 58 | 88 | -1/4 | | | 1 | | | 0/0 | | | 0 | 0 | 00:00 | 0 | 0 | | 0 | | | | | | | | | | | | | | | | | |
| CHFJPY | | | | | 0.9 | 0.9 | 92 | 125 | | | | 1 | | | 0/0 | | | 0 | 0 | 00:00 | 0 | 0 | | 0 | 32 | 63 | | | | | | | | | | | | | | | |
| EURAUD | | | | | 1.0 | 1.0 | 122 | 111 | 2/2 | -2/0 | 0/3 | 2 | | | 0/1 | -12 | -8 | N | -9 | 0 | 0 | 0 | 0 | 0 | 33 | 66 | | | | | | | | | | | | | | | |
| EURCAD | | | | | 0.6 | 0.6 | 101 | 125 | | | 8/1 | 1 | | | 0/0 | | | 0 | 0 | 00:00 | 0 | 0 | | 0 | | | | | | | | | | | | | | | | | |
| EURCHF | | | | | 0.3 | 0.4 | 39 | 51 | | | | 1 | | | 0/0 | | | 0 | 0 | 00:00 | 0 | 0 | | 0 | | | | | | | | | | | | | | | | | |
| EURGBP | | | | | 0.4 | 0.4 | 54 | 64 | 2/1 | -2/0 | 8/3 | 1 | | | 0/0 | | | 0 | 0 | 00:00 | 0 | 0 | | 0 | | | | | | | | | | | | | | | | | |
| EURJPY | | | | | 0.3 | 0.4 | 82 | 144 | | | | 1 | | | 0/0 | | | 0 | 0 | 00:00 | 0 | 0 | | 0 | | | | | | | | | | | | | | | | | |
| EURNZD | | | | | 3.8 | 3.4 | 150 | 133 | | | 0/2 | 1 | | | 0/0 | | | 0 | 0 | 00:00 | 0 | 0 | | 0 | 33 | 67 | | | | | | | | | | | | | | | |
| EURUSD | | | | | 0.2 | 0.2 | 86 | 103 | 2/1 | -0 | 0/1 | 3 | | | 0/0 | | | 0 | 0 | 00:00 | 0 | 0 | | 0 | | | | | | | | | | | | | | | | | |
| GBP AUD | | | | | 1.4 | 1.5 | 145 | 152 | | | 0/1 | 1 | | | 0/0 | | | 0 | 0 | 00:00 | 0 | 0 | | 0 | 38 | 76 | | | | | | | | | | | | | | | |
| GBP CAD | | | | | 1.1 | 1.3 | 114 | 151 | -7/4 | -10/8 | | 1 | | | 0/0 | | | 0 | 0 | 00:00 | 0 | 0 | | 0 | | | | | | | | | | | | | | | | | |
| GBP CHF | | | | | 0.6 | 0.9 | 67 | 110 | -7/3 | -10/3 | -3/10 | 1 | | | 0/0 | | | 0 | 0 | 00:00 | 0 | 0 | | 0 | | | | | | | | | | | | | | | | | |
| GBP JPY | | | | | 0.7 | 0.9 | 137 | 165 | -7/5 | -10/9 | -3/4 | 1 | | | 0/1 | 2 | 1 | N | -3 | 4 | 00:00 | 0 | 0 | | 0 | 41 | 83 | | | | | | | | | | | | | | |
| GBP NZD | | | | | 5.8 | 5.2 | 183 | 174 | -7/7 | -10/2 | | 1 | | | 0/1 | 0 | 0 | N | -13 | 11 | 00:00 | 0 | 0 | | 0 | 43 | 87 | | | | | | | | | | | | | | |
| GBP USD | | | | | 0.5 | 0.4 | 81 | 102 | | | | 1 | | | 0/0 | | | 0 | 0 | 00:00 | 0 | 0 | | 0 | | | | | | | | | | | | | | | | | |
| NZDCAD | | | | | 1.5 | 1.2 | 60 | 78 | | | | 1 | | | 0/0 | | | 0 | 0 | 00:00 | 0 | 0 | | 0 | | | | | | | | | | | | | | | | | |
| NZDCHF | | | | | 1.3 | 1.0 | 52 | 65 | | | -4/10 | 1 | | | 0/0 | | | 0 | 0 | 00:00 | 0 | 0 | | 0 | 16 | 32 | | | | | | | | | | | | | | | |
| NZDJPY | | | | | 0.8 | 0.9 | 75 | 90 | | | -4/4 | 1 | | | 0/0 | | | 0 | 0 | 00:00 | 0 | 0 | | 0 | | | | | | | | | | | | | | | | | |
| NZDUSD | | | | | 0.5 | 0.5 | 59 | 64 | 0/0 | 0/0 | | 2 | | | 0/0 | | | 0 | 0 | 18:52 | -4 | 0 | | -4 | 16 | 32 | | | | | | | | | | | | | | | |
| USDCAD | | | | | 0.4 | 0.3 | 60 | 80 | -10/4 | -7/8 | | 1 | | | 0/0 | | | 0 | 0 | 19:00 | -44 | 3 | | -41 | | | | | | | | | | | | | | | | | |
| USDCHF | | | | | 0.4 | 0.4 | 51 | 83 | -10/3 | -7/3 | -10/10 | 1 | | | 0/0 | | | 0 | 0 | 00:00 | 0 | 0 | | 0 | | | | | | | | | | | | | | | | | |
| USDJPY | | | | | 0.3 | 0.3 | 91 | 125 | -10/5 | -7/9 | -10/4 | 1 | | | 0/1 | 8 | 7 | | 0 | 19:20 | -24 | 20 | | -4 | 31 | 63 | | | | | | | | | | | | | | | |
| @ Signal | | | | | | | | | On | On | On | | | | | | | | | | Ca | Ca | Ca | X | | 287 | 596 | | | | | | | | | | | | | | |
| @ Trend | | | | | | | | | On | On | On | | | | | | | | | | | | | | | | | | | | | | | | | | | | | | |
| @ Level | | | | | | | | | 2 | 2 | 2 | | | | | | | | | | | | | | | | | | | | | | | | | | | | | | |
| | | | | | | | | | | Margin Used | | | 2550 | Max Drawdown | | | -48 | -59 | | | | | | | | | | | | | | | | | | | | | | | |
| | | | | | | | | | | Max Margin | | | 2710 | Max Profit | | | 12 | 18 | | | | | | | | | | | | | | | | | | | | | | | |
| | | | | | | | | | | Basket Pips Profit Locker is off | | | | | | | | | | 0 | Basket Cash Profit Locker is off | | | | | | | | | | 0 | | | | | | | | | | |
| | | | | | | | | | | | | | | | | | | | | | | | | | | | | | | | | | | | | | | | | | |
| | | | | | | | | | | | | | | | | | | | | Basket TP is: 297 pips ADR SL is: 596 pips ADR | | | | | | | | | | | | | | | | | | | | | |
| Local | 2017.05.23 | | | | 19:20 | | | | | | | | | | | | | | | | | | | | | | | | | | | | | | | | | | | | |
| Broker | 2017.05.23 | | | | 17:20 | | | | | | | | | | | | | | | | | | | | | | | | | | | | | | | | | | | | |
| GMT | 2017.05.23 | | | | 17:20 | | | | | | | | | | | | | | | | | | | | | | | | | | | | | | | | | | | | |
| Sydney | 2017.05.24 | | | | 03:20 | | | | | | | | | | | | | | | | | | | | | | | | | | | | | | | | | | | | |
| Tokyo | 2017.05.24 | | | | 02:20 | | | | | | | | | | | | | | | | | | | | | | | | | | | | | | | | | | | | |
| London | 2017.05.23 | | | | 18:20 | | | | | | | | | | | | | | | | | | | | | | | | | | | | | | | | | | | | |
| New York | 2017.05.23 | | | | 18:20 | | | | | | | | | | | | | | | | | | | | | | | | | | | | | | | | | | | | |



2.11. EA [08] – DRAWDOWN AND PROFIT PER PAIR SETTINGS

Nothing special.
Can be used to display or hide the column.

2.12. EA [09] – SPECIAL BASKET CASH MANAGEMENT SETTINGS

Special basket management function:
In this column you can see the basket situation every xx minutes or hours and see how the positive and negative trades are evolving: Per column:
- Update time
- Negative trades cash
- Positive trades cash
- Total basket cash
You have 2 timescales available displayed (first one in white and second one below in yellow). It allows for example to update the first timescale every 1 hour and second one every 15 minutes.
The figures are then colored in green if the cash value is > at the previous update, and in orange if </
3 buttons which allow to close all negatives, or all positive trades or all trades
Buttons which allow to lock profit for positive trades and negatives, more on this in the user guide

As explained in the screenshot above, the Special Basket function is providing additional information's about the basket.

In the picture below, the first timescale to update basket status was set to 5 minutes and the second timescale was set to 1 minutes.



| INFOS | | | | CCFp Strat 1 | | | Floating Results | | | Today Results | | All time Results | | Maximum Floating Cash | | Special Basket Management | | | | |
|----------|------------|-------|-----|--------------|----------------------------------|--------|----------------------------------|-----|------|---------------|------|------------------|------|-----------------------|-----|---------------------------|-------|-----|--------|-------|
| | Sp | Av | ADR | Av | D1 T/F | D1 F/F | D1 F/T | b/s | Pips | Cash | Pips | Cash | Pips | Cash | DD | Profit | Time | DD | Profit | Total |
| AUDCAD | 0.7 | 0.6 | 57 | 60 | | | 1/-2 | B S | 0/0 | | | | | | 0 | 0 | 16:09 | -5 | 0 | -5 |
| AUDCHF | 0.6 | 0.6 | 55 | 60 | | | 1/-2 | B S | 0/0 | | | | | | 0 | 0 | 16:10 | -21 | 3 | -18 |
| AUDJPY | 0.5 | 0.4 | 70 | 112 | 2/-2 | 2/-2 | 1/-2 | B S | 0/0 | 0 | 0 | | | | -5 | 3 | 16:15 | -57 | 11 | -46 |
| AUDNZD | 1.4 | 0.9 | 56 | 64 | | | | B S | 0/0 | | | | | | 0 | 0 | 16:20 | -43 | 13 | -30 |
| AUDUSD | 0.4 | 0.2 | 57 | 56 | 2/-1 | 2/-1 | | B S | 0/0 | | | | | | -3 | 1 | 16:25 | -10 | 17 | 7 |
| CADCHF | 0.5 | 0.5 | 50 | 58 | | | | B S | 0/0 | | | | | | 0 | 0 | 16:30 | -20 | 19 | -1 |
| CADJPY | 0.4 | 0.4 | 54 | 108 | 2/-2 | 2/-2 | | B S | 0/0 | | | | | | 0 | 0 | 00:00 | 0 | 0 | 0 |
| CHFJPY | 0.7 | 0.7 | 107 | 127 | 1/-2 | 1/-3 | 2/-2 | B S | 0/0 | | | | | | -9 | 9 | 00:00 | 0 | 0 | 0 |
| EURAUD | 1.1 | 1.0 | 107 | 129 | | | -1/2 | B S | 0/0 | | | | | | 0 | 0 | 00:00 | 0 | 0 | 0 |
| EURCAD | 0.9 | 0.9 | 124 | 122 | | | -1/4 | B S | 0/0 | | | | | | 0 | 0 | 00:00 | 0 | 0 | 0 |
| EURCHF | 0.4 | 0.5 | 45 | 43 | | | -1/1 | B S | 0/0 | | | | | | 0 | 0 | 00:00 | 0 | 0 | 0 |
| EURGBP | 0.3 | 0.4 | 51 | 65 | 1/4 | | | B S | 0/0 | | | | | | 0 | 0 | 00:00 | 0 | 0 | 0 |
| EURJPY | 0.3 | 0.4 | 118 | 143 | 1/2 | | -3/2 | B S | 0/1 | 6 | 5 | | | | -1 | 6 | 00:00 | 0 | 0 | 0 |
| EURNZD | 1.8 | 1.8 | 139 | 132 | | | -3/1 | B S | 0/0 | | | | | | 0 | 0 | 00:00 | 0 | 0 | 0 |
| EURUSD | 0.2 | 0.2 | 102 | 96 | 1/3 | | -3/5 | B S | 0/1 | 5 | 5 | | | | -2 | 6 | 00:00 | 0 | 0 | 0 |
| GBPAUD | 1.6 | 1.7 | 104 | 162 | -1/2 | -3/2 | -1/1 | B S | 0/1 | -3 | -4 | | | | -31 | 0 | 00:00 | 0 | 0 | 0 |
| GBPCAD | 1.9 | 1.4 | 82 | 89 | -1/2 | -3/4 | | B S | 0/1 | -5 | -3 | | | | -17 | 1 | 00:00 | 0 | 0 | 0 |
| GBPCHF | 0.7 | 0.9 | 80 | 115 | -1/1 | -3/1 | | B S | 0/0 | | | | | | 0 | 0 | 00:00 | 0 | 0 | 0 |
| GBPJPY | 0.8 | 0.7 | 95 | 166 | | | -1/2 | B S | 0/0 | | | | | | 0 | 0 | 00:00 | 0 | 0 | 0 |
| GBPNZD | 2.3 | 3.6 | 181 | 150 | -1/4 | -3/1 | -1/1 | B S | 0/1 | -8 | -5 | | | | -17 | 0 | 00:00 | 0 | 0 | 0 |
| GBPUSD | 0.4 | 0.4 | 77 | 99 | | | -1/5 | B S | 0/0 | | | | | | 0 | 0 | 00:00 | 0 | 0 | 0 |
| NZDCAD | 0.6 | 0.6 | 96 | 71 | | | 1/2 | B S | 0/0 | | | | | | 0 | 0 | 00:00 | 0 | 0 | 0 |
| NZDCHF | 0.4 | 0.5 | 72 | 50 | | | 1/2 | B S | 0/0 | | | | | | 0 | 0 | 00:00 | 0 | 0 | 0 |
| NZDJPY | 0.2 | 0.4 | 92 | 89 | 4/-2 | 1/-3 | | B S | 0/1 | 1 | 1 | | | | 0 | 0 | 00:00 | 0 | 0 | 0 |
| NZDUSD | 0.2 | 0.3 | 75 | 57 | 1/-1 | 1/-1 | | B S | 0/1 | 8 | 8 | | | | -4 | 2 | 16:31 | -13 | 21 | 8 |
| USDCAD | 0.4 | 0.3 | 55 | 93 | -3/2 | -1/4 | 1/-2 | B S | 0/1 | 0 | 0 | | | | -1 | 9 | 16:32 | -18 | 24 | 6 |
| USDCHE | 0.3 | 0.4 | 74 | 81 | -3/1 | -1/1 | 1/-2 | B S | 0/1 | 0 | 0 | | | | 0 | 0 | 16:33 | -14 | 23 | 9 |
| USDJPY | 0.4 | 0.3 | 61 | 123 | | | | B S | 0/0 | | | | | | 0 | 0 | 16:34 | -3 | 23 | 13 |
| Signal | | | | | On | On | On | | | | | | | | | | | | | |
| Trend | | | | | On | On | On | | | | | | | | | | | | | |
| Level | | | | | On | On | On | | | | | | | | | | | | | |
| | | | | | 2 | 2 | 2 | | | 0.19 % | | | | | | | | | | |
| Local | 2017.05.22 | 16:35 | | | Margin Used | 2120 | Max Drawdown | -69 | -59 | 0 | 0 | -69 | -59 | | | | | | | |
| Broker | 2017.05.22 | 14:35 | | | Max Margin | 2120 | Max Profit | 24 | 21 | 0 | 0 | 24 | 21 | | | | | | | |
| GMT | 2017.05.22 | 14:35 | | | | | | | | | | | | | | | | | | |
| Sydney | 2017.05.22 | 00:35 | | | Basket Pips Profit Locker is off | 0 | Basket Cash Profit Locker is off | 0 | | | | | | | | | | | | |
| Tokyo | 2017.05.22 | 23:35 | | | | | | | | | | | | | | | | | | |
| London | 2017.05.22 | 10:35 | | | | | | | | | | | | | | | | | | |
| New York | 2017.05.22 | 10:35 | | | | | | | | | | | | | | | | | | |

These information's can help us to make a deeper analysis of the basket's cash results.

The basket cash results is netting the pairs in profit and the pairs in loss.

These additional information's can help us to monitor if:

- the cash result for trades in profit is increasing or decreasing
- the cash result for trades in loss is increasing or decreasing

Most of the time we can see some trend change during the day or during the week (depending of your trading time scale). This information might help to flag those trends change and act accordingly.

For example:

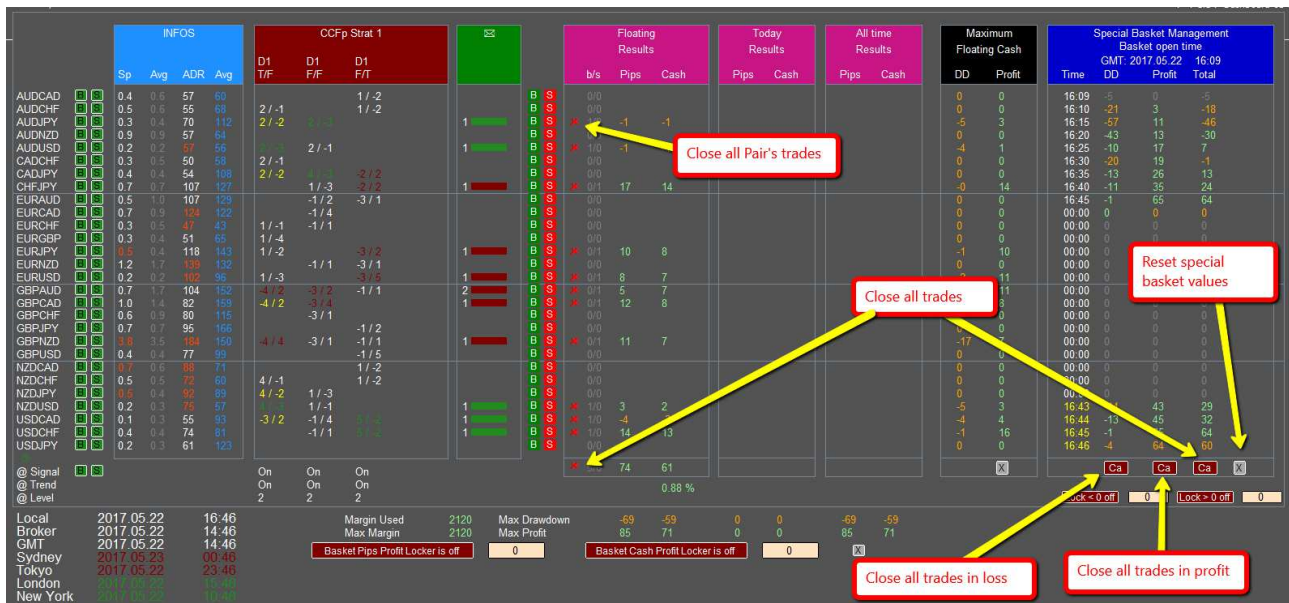
if the result for trades in profit is starting to decrease it might be the good time to close those trades.

if the result for trades in loss is starting to turn (increase which mean less loss) it might be a good idea to let those trades open to minimize the loss.

There are various potential ideas and combination which might be discussed in the thread.

Once you have identified those modification and have decided to act there are a few options in the dashboard which can help to act accordingly.

You can decide to close all trades in profit or to close all trades in loss thanks to the buttons below the Special Basket column:

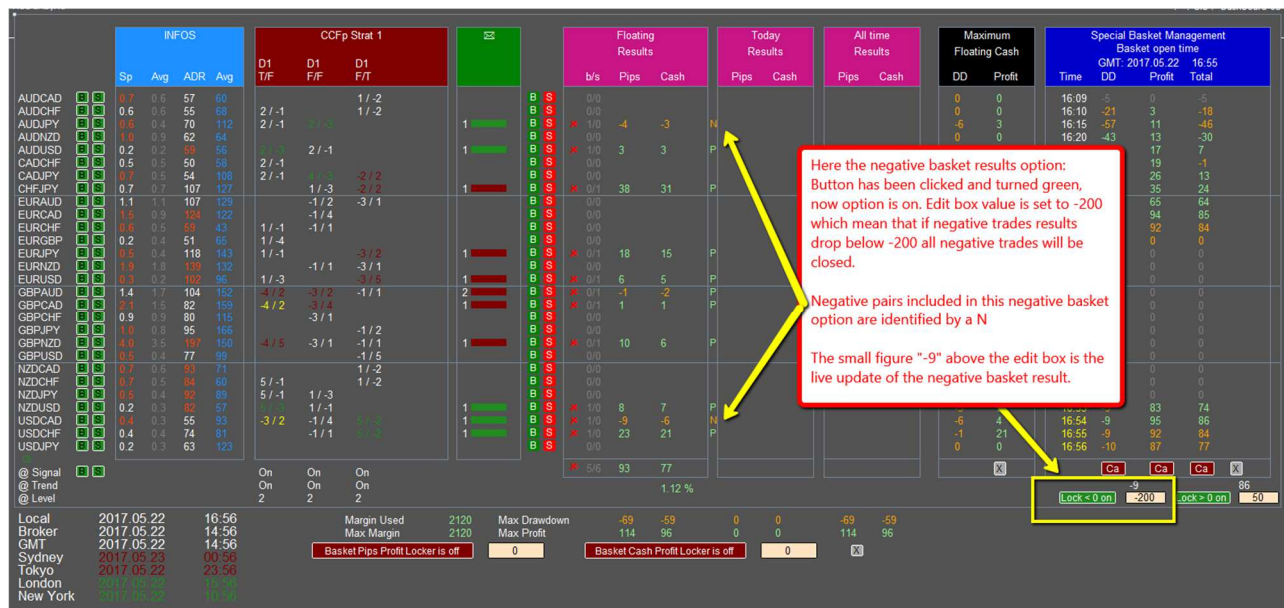


You can also use the Special Basket Money Management function to close all trades in profit and/or all trades in loss if their value drop below the amount specified in the edit boxes.

To use this function, you have to set some values in the negative edit box and/or the positive edit box. **Please note that the edit box values must be different from 0 to be able to turn on the buttons** (to avoid mistakes when the function is turned on).

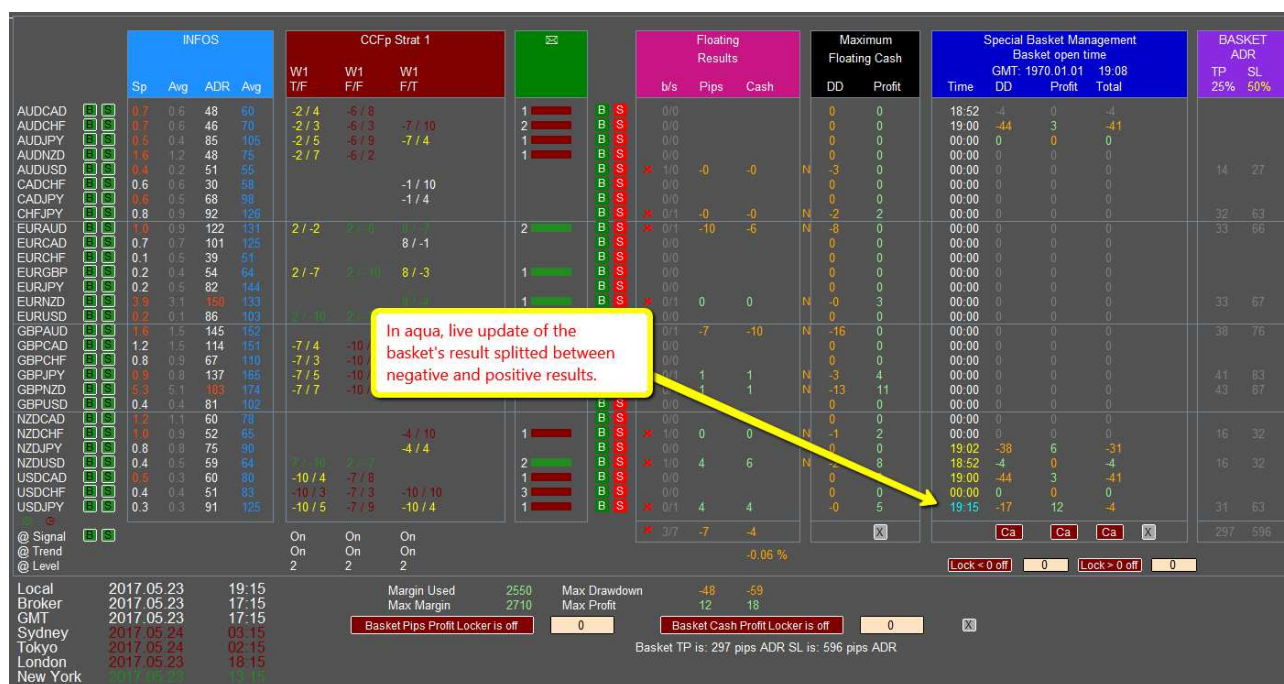
Example with the negative basket result (the same applies for positive):

- Once a value is set in the edit box and the button is turned on, the Dashboard will associate//add the pairs which are negative into the negative basket. Even if some pairs turned positive they will still be part of the negative basket.
- In the screenshot below the edit box value is set at - 200 which means that all pair's trades identified with a "N" will be closed if the negative pair's results drop below - 200.



- In the screenshot above we can see that the positive pair's basket edit box is set at 50 which mean that all pair's trades identified with a "P" will be closed if the positive pair's results drop below 50 (at the moment the positive pair's results is at +86-
- We can also notice from the special basket status that the positive pair's basket result increased up to 95 and start decreasing which mean that those pairs might be turning (which could be a reason to use this closing mode).

The latest dashboard modification is showing the basket status update live in aqua





2.13. EA [10] – TIMING SETTINGS

The dashboard has 2 different timing options to manage time to make it flexible and easy to use.

The dashboard is also using Windows arrays to calculate automatically the GMT offset between various time zones.

The first think which you should do once you start looking and setting time is to have a look at the bottom left of the Dashboard where the various times are displayed:

| | | |
|----------|------------|-------|
| Local | 2017.05.26 | 19:10 |
| Broker | 2017.05.26 | 20:10 |
| GMT | 2017.05.26 | 17:10 |
| Sydney | 2017.05.27 | 03:10 |
| Tokyo | 2017.05.27 | 02:10 |
| London | 2017.05.26 | 18:10 |
| New York | 2017.05.26 | 13:10 |

Just double check that everything sounds ok. So far so good, I have tested this function on various brokers since quite some time and it is working fine.

Once you have checked that those time information's are correct let's move to the next step, settings a time option to allow trading.

As said, you have 2 options and various potential combinations.

The settings for time options are in section 10, 11 and 12 in the Dashboard settings.



2.13.1.OPTION 1: LOCAL TIME HOURS

You can set specific time slots to allow trading with this option. The settings for this option are in section 11.

The first thing you want to double check is that the option to use session open hours to open baskets is on **false** in section 10. By settings this option on false the Dashboard is going to use only the Local time option to check trading time:

Expert - I - I-GiG-I--Dashboard-05

| Variable | Value |
|---|--|
| ab | ===== |
| ab | <<<==== [10] TIMING SETTINGS SETTINGS =====>>> |
| ab | ===== |
| ab | oooooo |
| ab | ==== Option 1 : Local Time Timing settings ==== |
| ab | In section 08 below, local hours can be used to set timing |
| ab | For example: +9.00;-09.02 |
| ab | If option not used let fields empty |
| ab | |
| ab | oooooo |
| ab | ==== Option 2 : Session Time Timing settings ==== |
| ab | In section 09 below, Session open hours can be used |
| ab | If the option below is true the hours in section 09 will be used |
| <input checked="" type="checkbox"/> Use session open hours to open basket ? | false |
| ab | |
| <input checked="" type="checkbox"/> Use Sydney session Open time to open basket ? | false |
| <input checked="" type="checkbox"/> Use Tokyo session Open time to open basket ? | false |
| <input checked="" type="checkbox"/> Use London session Open time to open basket ? | true |
| <input checked="" type="checkbox"/> Use New York session Open time to open basket ? | false |
| ab | |
| <input checked="" type="checkbox"/> Open trades on Monday ? | true |
| <input checked="" type="checkbox"/> Open trades on Tuesday ? | true |
| <input checked="" type="checkbox"/> Open trades on Wednesday ? | true |
| <input checked="" type="checkbox"/> Open trades on Thursday ? | true |
| <input checked="" type="checkbox"/> Open trades on Friday ? | true |
| ab | |
| ab | oooooo |
| ab | ==== Buffer after time is on ==== |
| ab | Number of minutes after Session open to open trades |
| 123 Minutes buffer after time is ok: | 2 |
| ab | |

Once you have checked that this option is on false you can go in section 11 to set your time slots per day:

In the default settings those fields are empty “blank” for all days, excepted for Saturday’s field, just as an example as Saturday is not a trading here in my time zone.



The times that you are going to set in those fields is **LOCAL TIME**, which mean your local time, which mean your computer time.

You can input various entries:

==> Empty: Trading time allowed all day long 24/24.
==> 99: Trading is off for the entire day
==> +7.00,-08.00 Trading is allowed from 07h00 AM until 08h00 AM local time

==> +8.05,-08.45,+14.05,-16.00 Trading is allowed from 08h05 until 08h45 and then from 14h05 until 16h00, local time.

Please make sure at the case as the option is case sensitive, it should look like this (please make sure at the difference between "." And "," and the time slot start with a + and end with a - :

+7.00,-08.00

If you want to open a basket of trades at London Open (let's say at 9:00) then you should input for example:

+9.00,-09.02

You are going to ask me why 09:02 for the ending time?

The idea with this setting is to open a basket of trades with the signals available at London Open only for a time slot of 2 minutes. If some CCFp new signals are generated after this time, trades won't be opened.

You can choose to change this and let the DB open trade from 9 to 11 or any other time.

Here the values that I am using:





























































Expert - ! - !-GiG-!-Dashboard-05

| About Common Inputs Dependencies | |
|----------------------------------|--|
| Variable | Value |
| ab ===== | ===== |
| ab ===== | <<<==== [11] LOCAL TIME FILTER SETTINGS =====>>> |
| ab ===== | ===== |
| ab _ | ==== Trading hours Filters inputs =====>>> |
| ab _ | ----Trading hours---- |
| ab _ | TradingHours is a comma delimited list |
| ab _ | of start and stop times. |
| ab _ | Prefix start with '+', stop with '-' |
| ab _ | Use 24H format, local time. |
| ab _ | Example: '+07.00,-10.30,+14.15,-16.00' |
| ab _ | Do not leave spaces |
| ab _ | Blank input means 24 hour trading. |
| ab _ | 99 mean no trading for this day. |
| ab _ | +8.05,-08.45,+9.05,-11.00 |
| ab Sunday Trading hours | +9.00,-09.02 |
| ab Monday Trading hours | +9.00,-09.02 |
| ab Tuesday Trading hours | +9.00,-09.02 |
| ab Wednesday Trading hours | +9.00,-09.02 |
| ab Thursday Trading hours | +9.00,-09.02 |
| ab Friday Trading hours | +9.00,-09.02 |
| ab Saturday Trading hours | 99 |
| ab _ | |

With this option you can tweak and test various time slots easily.

Once you have set your times, and close the EA settings box, you can check just below the Dashboard if the trading time is on or if the trading time is off:



| | | INFOS | | | | CCFp Strat 1 | | |
|----------|---|-------|-----|-----|-----|--------------|-----------|-----------|
| | | Sp | Avg | ADR | Avg | W1 T/F | W1 F/F | W1 F/T |
| AUDCAD |   | 5.9 | 5.9 | 55 | 59 | -4 / 7 | -6 / 8 | |
| AUDCHF |   | 5.3 | 5.3 | 59 | 54 | -4 / 4 | -6 / 3 | -7 / 10 |
| AUDJPY |   | 1.9 | 1.9 | 88 | 70 | -4 / 6 | -6 / 9 | -7 / 4 |
| AUDNZD |   | 7.0 | 7.0 | 101 | 66 | -4 / 10 | -6 / 2 | |
| AUDUSD |   | 1.5 | 1.5 | 39 | 59 | | | |
| CADCHF |   | 3.2 | 3.2 | | | | | -1 / 10 |
| CADJPY |   | 2.1 | 2.1 | | | | | -1 / 4 |
| CHFJPY |   | 3.1 | 3.1 | | | | | |
| EURAUD |   | 5.1 | 5.1 | | | | | |
| EURCAD |   | 2.1 | 2.1 | | | | | 3 / -1 |
| EURCHF |   | 3.1 | 3.1 | | | | | |
| EURGBP |   | 0.1 | 0.1 | | | | | 3 / -3 |
| EURJPY |   | 1.1 | 1.1 | | | | | |
| EURNZD |   | 5.1 | 5.1 | | | | | 3 / -4 |
| EURUSD |   | 0.1 | 0.1 | | | | | 1 / -10 |
| GBPAUD |   | 1.1 | 1.1 | | | | | |
| GBPCAD |   | 2.1 | 2.1 | | | | | |
| GBPCHF |   | 4.1 | 4.1 | | | | | -3 / 10 |
| GBPJPY |   | 2.1 | 2.1 | | | | | -3 / 4 |
| GBPNZD |   | 1.1 | 1.1 | | | | | |
| GBPUSD |   | 0.1 | 0.1 | | | | | |
| NZDCAD |   | 6.1 | 6.1 | | | | | |
| NZDCHF |   | 5.1 | 5.1 | | | | | -4 / 10 |
| NZDJPY |   | 2.1 | 2.1 | | | | | -4 / 4 |
| NZDUSD |   | 2.1 | 2.1 | | | | | |
| USDCAD |   | 0.1 | 0.1 | | | | | |
| USDCHF |   | | | | | | | -10 / 10 |
| USDJPY |   | 0.4 | 0.4 | 97 | 72 | -9 / 6 | -7 / 9 | -10 / 4 |
| @ Signal |   | | | | | On | On | On |
| @ Trend | | | | | | On | On | On |
| @ Level | | | | | | 2 | 2 | 2 |

The first clock below pairs show the status of Local hours option.

Green = Trading time is on allowed

Red = Trading time is off

You can always check the status

One last word, the local hour time filter is always used by the dashboard, there is no option to deactivate it. The only way is to let the fields empty to allow trading 24/24 or the opposite to input 99 to deactivate trading.



The second thing you want to double check is that the local trading hours fields are **empty** in section 11. As this option is always “on” we want this option to allow trading 24 hours a day. That’s what we do by letting the fields empty. By doing this, technically, trading hours will be allowed 24 hours a day every week day and so trading time will be filtered by Session Open:

Expert - ! - !-GiG-!-Dashboard-05

| Variable | Value |
|----------|--|
| ab | ===== |
| ab | <<<==== [11] LOCAL TIME FILTER SETTINGS =====>>> |
| ab | ===== |
| ab | ==== Trading hours Filters inputs =====>>> |
| ab | ---- Trading hours---- |
| ab | TradingHours is a comma delimited list |
| ab | of start and stop times. |
| ab | Prefix start with '+', stop with '-' |
| ab | Use 24H format, local time. |
| ab | Example: '+07.00,-10.30,+14.15,-16.00' |
| ab | Do not leave spaces |
| ab | Blank input means 24 hour trading. |
| ab | 99 mean no trading for this day. |
| ab | +8.05,-08.45,+9.05,-11.00 |
| ab | Sunday Trading hours |
| ab | Monday Trading hours |
| ab | Tuesday Trading hours |
| ab | Wednesday Trading hours |
| ab | Thursday Trading hours |
| ab | Friday Trading hours |
| ab | Saturday Trading hours |
| ab | +7.00,-08.00 |
| ab | |

The third and last thing you can check is in section 12. In section 12, the Session Open time are set with **their local city time**. You don’t have to change those values if you want to start trading exactly at Session open.

| | | |
|----------|------------|-------|
| Local | 2017.05.26 | 19:11 |
| Broker | 2017.05.26 | 20:11 |
| GMT | 2017.05.26 | 17:11 |
| Sydney | 2017.05.27 | 03:11 |
| Tokyo | 2017.05.27 | 02:11 |
| London | 2017.05.26 | 18:11 |
| New York | 2017.05.26 | 13:11 |

If you are using London session open to allow trading, then, as soon as London time will show 8 (London city session open time) then trading will start

I repeat those times in section 12 are local city opening time, you don’t have to change those values if you want to use official times. But, if like Forexpinbar you want to start trading 1 hour after London Open then you can tweak those settings and set London Open time to 9 instead of 8.



First clock is green which mean that the first Time option "Local hour filter" allow trading.

When using Session Open to manage time it is normal as we want to have this clock on/green all day long as timing is then managed by session open

The second clock gives the Session Open time filter status:

Green = Trading time is on allowed

Red = Trading time is off

| Pair | Local Hour Filter | Session Open | Other Status |
|--------|-------------------|--------------|--------------|
| CADCHF | Green | Green | Green |
| CADJPY | Green | Green | Green |
| CHFJPY | Green | Green | Green |
| EURAUD | Green | Green | Green |
| EURCAD | Green | Green | Green |
| EURCHF | Green | Green | Green |
| EURGBP | Green | Green | Green |
| EURJPY | Green | Green | Green |
| EURNZD | Green | Green | Green |
| EURUSD | Green | Green | Green |
| GBPAUD | Green | Green | Green |
| GBPCAD | Green | Green | Green |
| GBPCHF | Green | Green | Green |
| GBPJPY | Green | Green | Green |
| GBPNZD | Green | Green | Green |
| GBPSD | Green | Green | Green |
| NZDAUD | Green | Green | Green |
| NZDCHF | Green | Green | Green |
| NZDJPY | Green | Green | Green |
| NZDUSD | Green | Green | Green |
| USDCAD | Green | Green | Green |
| USOCHF | Green | Green | Green |
| USOJPY | Green | Green | Green |

@ Signal ☒ ☒

@ Trend ☒ ☒

@ Level ☒ ☒

Local 2017.05.26 19:11

Broker 2017.05.26 20:11

GMT 2017.05.26 17:11

Sydney 2017.05.27 03:11

Tokyo 2017.05.27 02:11

London 2017.05.26 18:11

New York 2017.05.26 15:11

Margin Used 374

Max Margin 375

Max Drawdown

Max Profit

Basket Pips Profit Locker is off 0

Basket C

2.14. EA [11] – TRADE HOURS LOCAL TIME SETTINGS

You can filter trades with trading hours, settings are really straight forward. Time filter is using **LOCAL HOURS** as specified in settings.

Please check section above for more details.



2.15. EA [12] – AUTO GMT SESSION SETTINGS

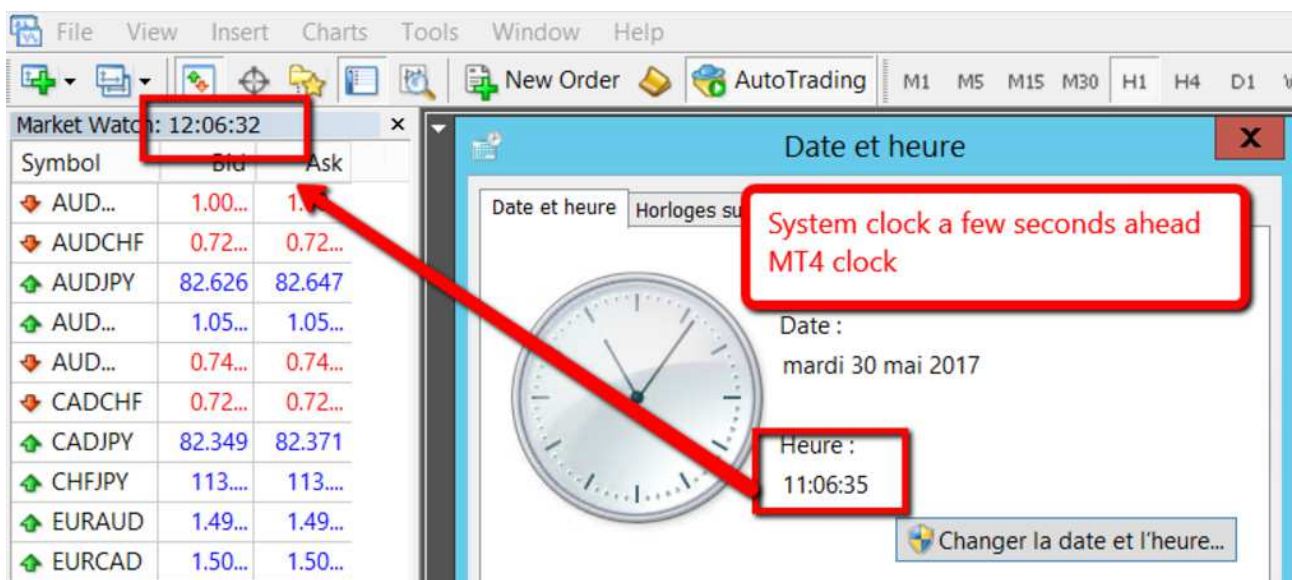
You can also filter trades per sessions.

The dashboard is using an automatic GMT offset calculation, no need to change sessions time. The DB is using windows OS to get those values, tested on W10 and on my VPS running W server 2012.

Please check section above for more details.

Open sessions are highlighted in colours below the dashboard. You can specify which currency are tradable during each session.

Please note that to avoid potential issues with auto GMT offset you have to make sure that your system (windows OS) clock is right on time (or even 1 second ahead of MT4 time):



Before latest DB update, if your system (windows clock) was lagging a few seconds behind MT4 time, some refresh calculations were not performed correctly. It was concerning the Session time:

For example:

=====
MT4 time = 12:00:00
Your local time = 11:59:00

When MT4 was calculating the hour offset between your local time and MT4 server time it was considering that the hour offset gap was 1 hour when in fact there is no hour gap.

I have included a few lines of code to avoid those seconds gap issues. Now the gap can go up to 20 seconds without interfering with the DB. Not everybody should be concerned by this issue but in any case, a fix is coded.



2.16. EA [13] – RESULTS COLORS SETTINGS

Nothing special.

In this section you have the option to hide today's results and all time results columns if your screen cannot display everything.

You can also decide to show/hide the various periods results (Last closed results and/or today's results and/or All-time results. If you set their options on false in the EA settings, even if you click the button from the dashboard to show the results information's they won't appear:

| About | Common | Inputs | Dependencies |
|-----------------------------------|--------|---|--------------|
| Variable | | Value | |
| ab | | ===== | |
| ab | | <<<==== [13] RESULTS COLORS SETTINGS =====>>> | |
| ab | | ===== | |
| Background color panel Results: | | MediumVioletRed | |
| Color Profit: | | LightGreen | |
| Color Loss: | | Orange | |
| Display Past results ? | | true | |
| Display Last basket results ? | | true | |
| Display Today's baskets results ? | | true | |
| Display All time basket results ? | | true | |

| INFOS | | | | CCFp Strat 1 Your Title | | | Floating Results | | | Last Basket Results 2017.06.06 23:14 | | Today Results | | All time Results | |
|--------------|------------|-----------|----------------------------------|----------------------------|-----------|----------------------------------|---------------------|---|---|--|-----------|------------------|--|---------------------|--|
| ---Spread--- | | ---ADR--- | | W1 T/F | W1 F/F | W1 F/T | b/s Pips Cash | | | Pips Cash | Pips Cash | Pips Cash | | | |
| Today Avg | | Today (5) | | | | | | | | | | | | | |
| AUDCAD | 0.6 | 0.6 | 68 | 81 | 2 / 5 | | 1 | B | S | 0/0 | | | | | |
| AUDCHF | 0.5 | 0.5 | 71 | 72 | 2 / 2 | -9 / 7 | 2 | B | S | 0/0 | | | | | |
| AUDJPY | 0.5 | 0.5 | 60 | 81 | | -9 / 4 | 1 | B | S | 0/0 | | | | | |
| AUDNZD | 0.1 | 0.5 | 82 | 82 | | -9 / 10 | 1 | B | S | 0/0 | | | | | |
| AUDUSD | 0.2 | 0.3 | 58 | 70 | 2 / -2 | | 1 | B | S | 0/0 | | | | | |
| CADCHF | 0.5 | 0.5 | 40 | 56 | | -4 / 7 | 2 | B | S | 0/0 | | | | | |
| CADJPY | 0.3 | 0.4 | 31 | 74 | -6 / 1 | -4 / 4 | 1 | B | S | 0/0 | | | | | |
| CHFJPY | 0.6 | 0.6 | 60 | 73 | -2 / 1 | | 1 | B | S | 0/0 | | | | | |
| EURAUD | 0.5 | 0.9 | 143 | 143 | -5 / 2 | 2 / -5 | 2 | B | S | 0/0 | | | | | |
| EURCAD | 0.7 | 0.9 | 64 | 106 | | 2 / -5 | 2 | B | S | 0/0 | | | | | |
| EURCHF | 0.5 | 0.6 | 17 | 31 | | | 2 | B | S | 0/0 | | | | | |
| EURGBP | 0.0 | 0.4 | 21 | 66 | -5 / 2 | 2 / -7 | 1 | B | S | 0/0 | | | | | |
| EURJPY | 0.1 | 0.3 | 66 | 86 | -5 / 1 | | 1 | B | S | 0/0 | | | | | |
| EURNZD | 1.3 | 1.9 | 93 | 131 | -5 / 10 | 2 / -5 | 1 | B | S | 0/0 | | | | | |
| EURUSD | 0.3 | 0.2 | 36 | 62 | | 2 / -6 | 1 | B | S | 0/0 | | | | | |
| GBPAUD | 1.9 | 1.9 | 139 | 187 | | 10 / -5 | 1 | B | S | 0/0 | | | | | |
| GBPCAD | 1.7 | 1.7 | 55 | 141 | 2 / 5 | 10 / -10 | 2 | B | S | 0/0 | | | | | |
| GBPCHE | 1.0 | 0.9 | 41 | 97 | 2 / 5 | -7 / 7 | 1 | B | S | 0/0 | | | | | |
| GBPJPY | 0.8 | 0.8 | 72 | 151 | | -7 / 4 | 1 | B | S | 0/0 | | | | | |
| GBPNZD | 3.6 | 3.7 | 87 | 190 | | -7 / 10 | 1 | B | S | 0/0 | | | | | |
| GBPUSD | 0.4 | 0.4 | 32 | 91 | 2 / -2 | | 1 | B | S | 0/0 | | | | | |
| NZDCAD | 0.6 | 0.7 | 35 | 77 | 10 / -6 | 10 / -3 | 2 | B | S | 0/0 | | | | | |
| NZDCHF | 0.6 | 0.6 | 47 | 58 | 10 / -2 | | 1 | B | S | 0/0 | | | | | |
| NZDJPY | 0.5 | 0.5 | 32 | 45 | | -8 / 8 | 1 | B | S | 0/0 | | | | | |
| NZDUSD | 0.3 | 0.3 | 32 | 56 | 10 / -2 | 10 / -6 | 1 | B | S | 0/0 | | | | | |
| USDCAD | 0.3 | 0.2 | 31 | 60 | | -6 / 7 | 1 | B | S | 0/0 | | | | | |
| USDCHE | 0.4 | 0.4 | 34 | 63 | | -4 / 8 | 1 | B | S | 0/0 | | | | | |
| USDJPY | 0.3 | 0.2 | 51 | 89 | -2 / 1 | -6 / 4 | 1 | B | S | 0/0 | | | | | |
| @ Signal | | | | On | On | On | 0/0 | | | | | | | | |
| @ Trend | | | | On | On | On | | | | | | | | | |
| @ Level | | | | 2 | 2 | 2 | | | | | | | | | |
| Local | 2017.06.07 | 11:15 | Margin Used | | 0 | Max Drawdown | 0 | 0 | 0 | 0 | 0 | 0 | | | |
| Broker | 2017.06.07 | 09:15 | Max Margin | | 0 | Max Profit | 0 | 0 | 0 | 0 | 0 | 0 | | | |
| GMT | 2017.06.07 | 09:15 | Basket Pips Profit Locker is off | | 0 | Basket Cash Profit Locker is off | | 0 | 0 | 0 | 0 | 0 | | | |
| Sydney | 2017.06.07 | 19:15 | | | | | | | | | | | | | |
| Tokyo | 2017.06.07 | 18:15 | | | | | | | | | | | | | |
| London | 2017.06.07 | 16:15 | | | | | | | | | | | | | |
| New York | 2017.06.07 | 05:15 | | | | | | | | | | | | | |



2.17. EA [14] – OTHER SETTINGS

Nothing special.

In this section, you can:

- Activate the option to print information's into the terminal experts tab.
- Activate the option to print information's into the a log file.
- Activate the option to send screenshot automatically by FTP to a server.
- Activate the option to take screenshots automatically when basket are closed:
 - A screenshot is taken just before the closure (the pre-closure screenshot) which can help to keep track of useful information's for further analysis.
 - A screenshot is taken after trade closure to display the results.

2.18. EA [15] – DASHBOARD DISPLAY SETTINGS

Nothing special.

2.19. EA [16] – PIP/TICK FACTOR SETTINGS

Nothing special. With standards pairs you shouldn't have to modify the settings.

2.20. OTHER INFORMATIONS

Working perfectly on MT4 build 1080, windows 10, coded with editor 1599.
Dashboard tested on Traders Way which has a suffix i and working fine.

2.21. BUTTON TO OPEN TRADES MANUALLY



The screenshot shows the Greed is Good dashboard with a callout box explaining manual trade buttons. The callout box contains the following text:

Buttons to open Buy and/or Sell trades manually for those who wants to use the Dashboard in semi auto mode.

To use the dashboard in semi auto mode the option "Use Dashboard as EA ?" in dashboard settings should be set on false. Which mean that the Dashboard won't open trade automatically but will manage the open trades.

A simple click on the button "All" will open trades for all valid signals:

The screenshot shows the Greed is Good dashboard with the 'All' button highlighted by a yellow arrow. The 'All' button is located in the top right corner of the dashboard, next to the 'CCFp Strat 1' section.

Please note that the buttons to open trades manually bypass the Dashboard's filters (Time filter, Spread filter, ADR filter, Max number of trades filter...).

2.2.2. PIPS AND CASH LOCKER BUTTONS

Please note that the edit box values must be different from 0 to be able to turn on the buttons



The screenshot shows a complex trading dashboard with multiple data tables. Two red boxes with yellow arrows provide instructions for the 'Basket pip locker' and 'Basket cash locker' functions. The 'Basket pip locker' box states: 'Basket pip locker function. When option is "on" the button turns green (edit box value must be different than 0). When total basket pips drop below the edit box value all trades are closed.' The 'Basket cash locker' box states: 'Basket cash locker function. When option is "on" the button turns green (edit box value must be different than 0). When total basket cash drop below the edit box value all trades are closed.' The dashboard includes sections for 'INFOS', 'CCFp Strat 1', 'Floating Results', 'Today Results', 'All time Results', 'Maximum Floating Cash', and 'Special Basket Management'. At the bottom, there are buttons for 'Basket Pips Profit Locker is off' and 'Basket Cash Profit Locker is off', both currently showing '0'.

2.23. SCREEN SIZE

It is a pity to have a Dashboard which can display a lot of useful information's, needed at different times for different reasons, and not being able to see those information's easily because of the screen size not large enough.

As you know I don't like to go in Experts settings to activate / deactivate options. I like to have everything available Onclick.

So, in this update you will notice some new buttons. Onclick they will show / hide some block of information's (columns) which will make it easier to:

Hide results columns in order to be able to visualize the special Basket block and/or Virtual Basket block...

I think it will be really useful.

To know what those buttons will show/hide just hover your mouse over them.



Infos (Today Avg, Today, ADR, W1 F/F, W1 F/T, Your Title)

CCFp Strat 1

Floating Results (b/s, Pips, Cash)

Today Results (Pips, Cash)

All time Results (Pips, Cash)

Maximum Floating Cash (DD, Profit)

Special Basket Management (Basket open time, Time, DD, Profit, Total)

New buttons:
Onclick they will show / hide some columns (blocks of informations)
Some of the lower buttons will appear only if the options are on true in DB settings (ADR calculations)

Signal (On, Off)
Trend (On, Off)
Level (On, Off)

Local (2017 06 06 00:58)
Broker (2017 06 05 22:58)
GMT (2017 06 05 22:58)
Sydney (2017 06 06 07:58)
Tokyo (2017 06 05 23:58)
London (2017 06 05 23:58)
New York (2017 06 05 18:58)

Margin Used (0)
Max Drawdown (0)
Max Profit (0)
Basket Pips Profit Locker is off (0)
Basket Cash Profit Locker is off (0)
Basket TP is: 100 pips ADR SL is:

You can also choose to hide some block of information's in the Dashboard settings.

If your screen is not large enough to display some columns, you have an option in the Dashboard settings to hide the column "Today results" and "All time results" to save some space:

Expert - I - I-GiG-I--Dashboard-05

About **Common** **Inputs** **Dependencies**

Variable **Value**

ab =====

ab <<<==== [13] RESULTS COLORS SETTINGS =====>>>

ab =====

Background color panel Results: MediumVioletRed

Color Profit: LightGreen

Color Loss: Orange

Display today and all time results ? false

And here the result:



| INFOS | | | | CCFp Strat 1 | | | ☒ | | | Floating Results | | | Maximum Floating Cash | | Special Basket Management Basket open time | | | | BASKET ADR | | | | | | | | | | | | | | | | | | | | | | | | | | | | | | | | | | | | | | | | |
|--|------------|-------|-----|--------------|--------|--------|--------|---|-----|------------------|---------|----|-----------------------|-------|---|-------------------|--------------|--------|------------|------------------------------------|--|--|--|--|--|--|--|--|--|--|--|--|--|--|--|--|--|--|--|---|--|--|--|--|--|--|--|--|--|--|--|--|--|--|--|--|--|--|--|
| | Sp | Avg | ADR | Avg | W1 T/F | W1 F/F | W1 F/T | | b/s | Pips | Cash | DD | Profit | Time | GMT: DD | 1970.01.01 Profit | 19:08 Total | TP 25% | SL 50% | | | | | | | | | | | | | | | | | | | | | | | | | | | | | | | | | | | | | | | | |
| AUDCAD | 0.5 | 0.6 | 48 | 60 | -2/4 | -6/8 | | 1 | 0/0 | | | 0 | 0 | 18:52 | -4 | 0 | -4 | | | | | | | | | | | | | | | | | | | | | | | | | | | | | | | | | | | | | | | | | | |
| AUDCHF | 0.7 | 0.6 | 46 | 70 | -2/3 | -6/3 | -7/10 | 2 | 0/0 | | | 0 | 0 | 19:00 | -44 | 3 | -41 | | | | | | | | | | | | | | | | | | | | | | | | | | | | | | | | | | | | | | | | | | |
| AUDJPY | 0.6 | 0.5 | 85 | 105 | -2/5 | -6/9 | -7/4 | 1 | 0/0 | | | 0 | 0 | 00:00 | 0 | 0 | 0 | | | | | | | | | | | | | | | | | | | | | | | | | | | | | | | | | | | | | | | | | | |
| AUDNZD | 1.4 | 1.3 | 48 | 75 | -2/7 | -6/2 | | 1 | 0/0 | | | 0 | 0 | 00:00 | 0 | 0 | 0 | | | | | | | | | | | | | | | | | | | | | | | | | | | | | | | | | | | | | | | | | | |
| AUDUSD | 0.3 | 0.3 | 51 | 55 | | | | 1 | 0/0 | 0 | 0 | N | -3 | 00:00 | 0 | 0 | 0 | 14 | 27 | | | | | | | | | | | | | | | | | | | | | | | | | | | | | | | | | | | | | | | | |
| CADCHF | 0.6 | 0.6 | 30 | 58 | | | -1/10 | 0 | 0/0 | | | 0 | 0 | 00:00 | 0 | 0 | 0 | | | | | | | | | | | | | | | | | | | | | | | | | | | | | | | | | | | | | | | | | | |
| CADJPY | 0.5 | 0.5 | 68 | 98 | | | -1/4 | 0 | 0/0 | | | 0 | 0 | 00:00 | 0 | 0 | 0 | | | | | | | | | | | | | | | | | | | | | | | | | | | | | | | | | | | | | | | | | | |
| CHFJPY | 0.9 | 0.9 | 92 | 126 | | | | 0 | 0/1 | -1 | -1 | N | -2 | 00:00 | 0 | 0 | 0 | 32 | 63 | | | | | | | | | | | | | | | | | | | | | | | | | | | | | | | | | | | | | | | | |
| EURAUD | 1.0 | 1.0 | 122 | 131 | 2/-2 | 2/5 | 8/-1 | 2 | 0/1 | -12 | -8 | N | -9 | 00:00 | 0 | 0 | 0 | 33 | 66 | | | | | | | | | | | | | | | | | | | | | | | | | | | | | | | | | | | | | | | | |
| EURCAD | 0.6 | 0.6 | 101 | 125 | | | | 0 | 0/0 | | | 0 | 0 | 00:00 | 0 | 0 | 0 | | | | | | | | | | | | | | | | | | | | | | | | | | | | | | | | | | | | | | | | | | |
| EURCHF | 0.3 | 0.4 | 39 | 51 | | | | 0 | 0/0 | | | 0 | 0 | 00:00 | 0 | 0 | 0 | | | | | | | | | | | | | | | | | | | | | | | | | | | | | | | | | | | | | | | | | | |
| EURGBP | 0.4 | 0.4 | 54 | 64 | 2/-7 | 2/10 | 8/-3 | 1 | 0/0 | | | 0 | 0 | 00:00 | 0 | 0 | 0 | | | | | | | | | | | | | | | | | | | | | | | | | | | | | | | | | | | | | | | | | | |
| EURJPY | 0.3 | 0.4 | 82 | 144 | | | | 0 | 0/0 | | | 0 | 0 | 00:00 | 0 | 0 | 0 | | | | | | | | | | | | | | | | | | | | | | | | | | | | | | | | | | | | | | | | | | |
| EURNZD | 3.9 | 3.4 | 160 | 133 | | | | 0 | 0/1 | 2 | 1 | N | -1 | 00:00 | 0 | 0 | 0 | 33 | 67 | | | | | | | | | | | | | | | | | | | | | | | | | | | | | | | | | | | | | | | | |
| EURUSD | 0.2 | 0.2 | 86 | 103 | 5/-5 | 5/7 | 8/-10 | 3 | 0/0 | | | 0 | 0 | 00:00 | 0 | 0 | 0 | | | | | | | | | | | | | | | | | | | | | | | | | | | | | | | | | | | | | | | | | | |
| GBPAUD | 1.4 | 1.5 | 145 | 152 | | | | 0 | 0/1 | -11 | -14 | N | -16 | 00:00 | 0 | 0 | 0 | 38 | 76 | | | | | | | | | | | | | | | | | | | | | | | | | | | | | | | | | | | | | | | | |
| GBPCAD | 1.4 | 1.3 | 114 | 151 | -7/4 | -10/8 | | 1 | 0/0 | | | 0 | 0 | 00:00 | 0 | 0 | 0 | | | | | | | | | | | | | | | | | | | | | | | | | | | | | | | | | | | | | | | | | | |
| GBPCHF | 0.6 | 0.9 | 67 | 110 | -7/3 | -10/3 | -3/10 | 1 | 0/0 | | | 0 | 0 | 00:00 | 0 | 0 | 0 | | | | | | | | | | | | | | | | | | | | | | | | | | | | | | | | | | | | | | | | | | |
| GBPJPY | 0.7 | 0.9 | 137 | 185 | -7/5 | -10/9 | -3/4 | 1 | 0/1 | 2 | 1 | N | -3 | 00:00 | 0 | 0 | 0 | 41 | 83 | | | | | | | | | | | | | | | | | | | | | | | | | | | | | | | | | | | | | | | | |
| GBPNZD | 5.8 | 5.2 | 183 | 174 | -7/7 | -10/2 | | 1 | 0/1 | 0 | 0 | N | -13 | 00:00 | 0 | 0 | 0 | 43 | 87 | | | | | | | | | | | | | | | | | | | | | | | | | | | | | | | | | | | | | | | | |
| GBPUSD | 0.5 | 0.4 | 81 | 102 | | | | 0 | 0/0 | | | 0 | 0 | 00:00 | 0 | 0 | 0 | | | | | | | | | | | | | | | | | | | | | | | | | | | | | | | | | | | | | | | | | | |
| NZDCAD | 1.5 | 1.2 | 60 | 78 | | | | 1 | 0/0 | | | 0 | 0 | 00:00 | 0 | 0 | 0 | | | | | | | | | | | | | | | | | | | | | | | | | | | | | | | | | | | | | | | | | | |
| NZDCHF | 0.8 | 0.9 | 75 | 90 | | | -4/10 | 0 | 0/0 | -0 | -0 | N | -1 | 00:00 | 0 | 0 | 0 | 16 | 32 | | | | | | | | | | | | | | | | | | | | | | | | | | | | | | | | | | | | | | | | |
| NZDJPY | 0.5 | 0.5 | 59 | 64 | | | -4/4 | 0 | 0/0 | | | 0 | 0 | 19:02 | -38 | 6 | -31 | | | | | | | | | | | | | | | | | | | | | | | | | | | | | | | | | | | | | | | | | | |
| NZDUSD | 0.4 | 0.3 | 60 | 80 | -10/4 | -7/8 | | 2 | 1/0 | 6 | 10 | N | -2 | 18:52 | -4 | 0 | -4 | 16 | 32 | | | | | | | | | | | | | | | | | | | | | | | | | | | | | | | | | | | | | | | | |
| USDCAD | 0.4 | 0.3 | 60 | 80 | -10/4 | -7/8 | | 0 | 0/0 | | | 0 | 0 | 19:00 | -44 | 3 | -41 | | | | | | | | | | | | | | | | | | | | | | | | | | | | | | | | | | | | | | | | | | |
| USDCHE | 0.4 | 0.4 | 51 | 83 | -10/3 | -7/3 | -10/10 | 0 | 0/0 | | | 0 | 0 | 00:00 | 0 | 0 | 0 | | | | | | | | | | | | | | | | | | | | | | | | | | | | | | | | | | | | | | | | | | |
| USDJPY | 0.3 | 0.3 | 91 | 125 | -10/5 | -7/9 | -10/4 | 1 | 0/1 | 8 | 7 | | -0 | 19:20 | -24 | 20 | -4 | 31 | 63 | | | | | | | | | | | | | | | | | | | | | | | | | | | | | | | | | | | | | | | | |
| @ Signal | | | | | On | On | On | | 3/7 | -7 | -4 | | X | | Ca | Ca | Ca | X | 297 | 596 | | | | | | | | | | | | | | | | | | | | | | | | | | | | | | | | | | | | | | | |
| @ Trend | | | | | On | On | On | | | | | | | | | | | | | | | | | | | | | | | | | | | | | | | | | | | | | | | | | | | | | | | | | | | | |
| @ Level | | | | | 2 | 2 | 2 | | | | -0.06 % | | | | | | | | | | | | | | | | | | | | | | | | | | | | | | | | | | | | | | | | | | | | | | | | |
| Local | 2017.05.23 | 19:20 | | | | | | | | | | | | | Lock < 0 off | 0 | Lock > 0 off | 0 | | | | | | | | | | | | | | | | | | | | | | | | | | | | | | | | | | | | | | | | | |
| Broker | 2017.05.23 | 17:20 | | | | | | | | | | | | | | | | | | | | | | | | | | | | | | | | | | | | | | | | | | | | | | | | | | | | | | | | | |
| GMT | 2017.05.23 | 17:20 | | | | | | | | | | | | | | | | | | | | | | | | | | | | | | | | | | | | | | | | | | | | | | | | | | | | | | | | | |
| Sydney | 2017.05.24 | 03:20 | | | | | | | | | | | | | | | | | | | | | | | | | | | | | | | | | | | | | | | | | | | | | | | | | | | | | | | | | |
| Tokyo | 2017.05.24 | 02:20 | | | | | | | | | | | | | | | | | | | | | | | | | | | | | | | | | | | | | | | | | | | | | | | | | | | | | | | | | |
| London | 2017.05.23 | 18:20 | | | | | | | | | | | | | | | | | | | | | | | | | | | | | | | | | | | | | | | | | | | | | | | | | | | | | | | | | |
| New York | 2017.05.23 | 19:20 | | | | | | | | | | | | | | | | | | | | | | | | | | | | | | | | | | | | | | | | | | | | | | | | | | | | | | | | | |
| Basket Pips Profit Locker is off 0 | | | | | | | | | | | | | | | | | | | | Basket Cash Profit Locker is off 0 | | | | | | | | | | | | | | | | | | | | X | | | | | | | | | | | | | | | | | | | |
| Basket TP is: 297 pips ADR SL is: 596 pips ADR | | | | | | | | | | | | | | | | | | | | | | | | | | | | | | | | | | | | | | | | | | | | | | | | | | | | | | | | | | | |

You can also hide the column Maximum floating cash per pair (black column).

2.24. DASHBOARD VERSION

When you load some preset files, the string (text) values are stored in the files and that's what you see.

To be sure of the Dashboard version used the best way is to look at the bottom left:

