

FxclInvesting.com

ANALYSIS SERVICE

23.12.2015

Director of FxclInvesting

EURUSD, EURGBP, EURJPY, GBPUSD



ECONOMIC CALENDAR

23.12.2015

WEDNESDAY, DEC 23									
08:45	✓	EUR	Gross Domestic Product (YoY) (Q3)	!!	1.1%	1.2%	1.2%	◀	
08:45	✓	EUR	Gross Domestic Product (QoQ) (Q3)	!!	0.3%	0.3%	0.3%	◀	
09:00	✓	CHF	KOF Leading Indicator (Dec)	!!	96.6	99.1	97.3	●	◀
10:30	✓	GBP	Gross Domestic Product (YoY) (Q3)	!!	2.1%	2.3%	2.3%	●	◀
10:30	✓	GBP	Gross Domestic Product (QoQ) (Q3)	!!	0.4%	0.5%	0.5%	●	◀
14:30	2h 40m	USD	Personal Consumption Expenditures - Price Index (YoY) (Nov)	!!			0.2%	◀	
14:30	2h 40m	USD	Core Personal Consumption Expenditure - Price Index (MoM) (Nov)	!!		0.1%	0.0%	◀	
14:30	2h 40m	USD	Personal Consumption Expenditures - Price Index (MoM) (Nov)	!!			0.1%	◀	
14:30	2h 40m	USD	Personal Income (MoM) (Nov)	!!		0.2%	0.4%	◀	
14:30	2h 40m	USD	Personal Spending (Nov)	!!	0.3%	0.3%	0.0%	●	◀
14:30	2h 40m	USD	Core Personal Consumption Expenditure - Price Index (YoY) (Nov)	!!			1.3%	◀	
14:30	2h 40m	USD	Durable Goods Orders ex Transportation (Nov)	!!!		0.1%	0.5%	◀	
14:30	2h 40m	USD	Durable Goods Orders (Nov)	!!!		-0.7%	3.0%	◀	
14:30	2h 40m	CAD	Gross Domestic Product (MoM) (Oct)	!!		0.3%	-0.5%	◀	
16:00	4h 10m	USD	New Home Sales (MoM) (Nov)	!!		0.505M	0.495M	◀	
16:00	4h 10m	USD	New Home Sales Change (MoM) (Nov)	!!		2.0%	10.7%	◀	

EURUSD

WEEKLY CHART

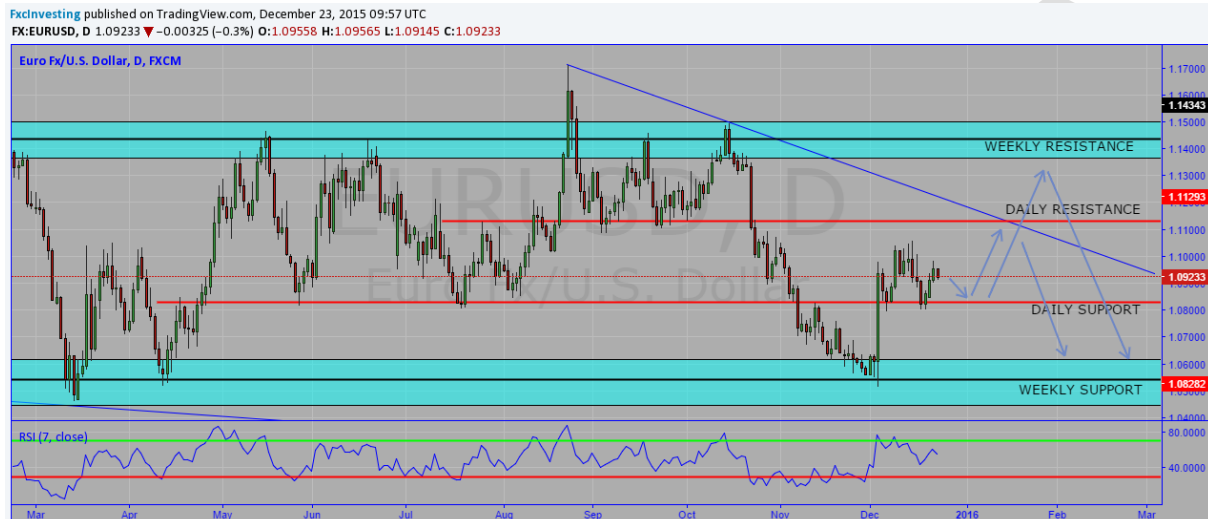
We can now use the weekly chart to identify a clear entry and understand how outlook for the week. We would then drop down to the daily to confirm our entry and monitor our trades from the 4 hour and 1 hour chart. I expect that EURUSD in 2016 will go down to 0.95



EURUSD

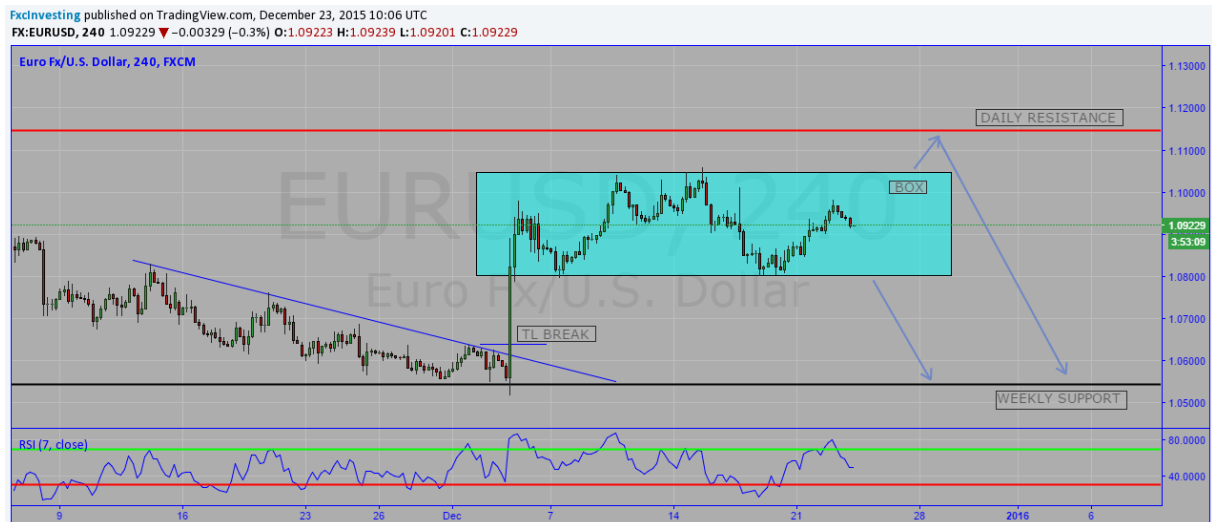
DAILY CHART

We can now use the daily chart to plan our entry.



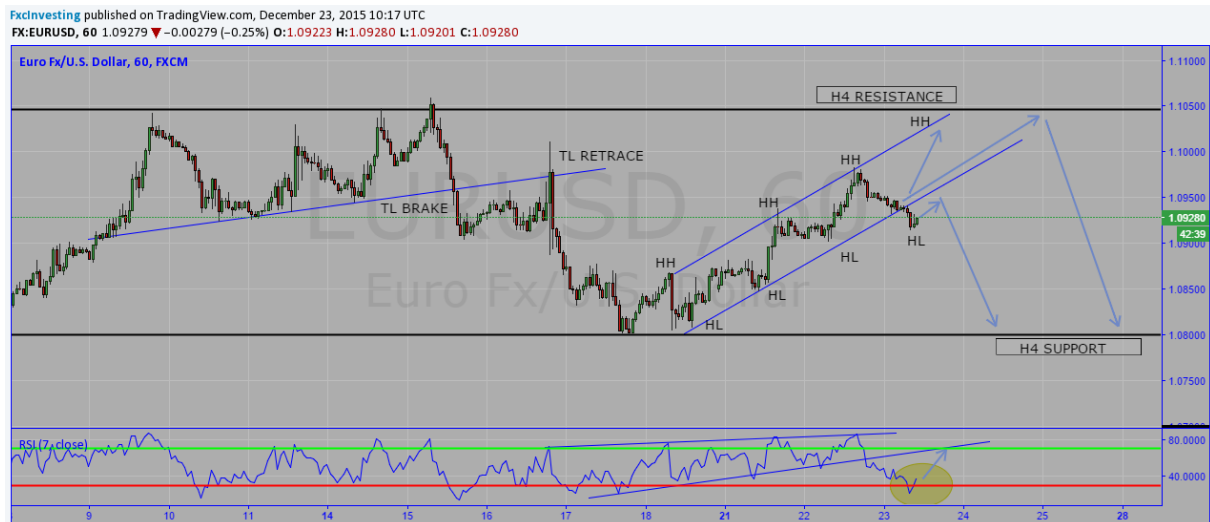
EURUSD

H4 CHART

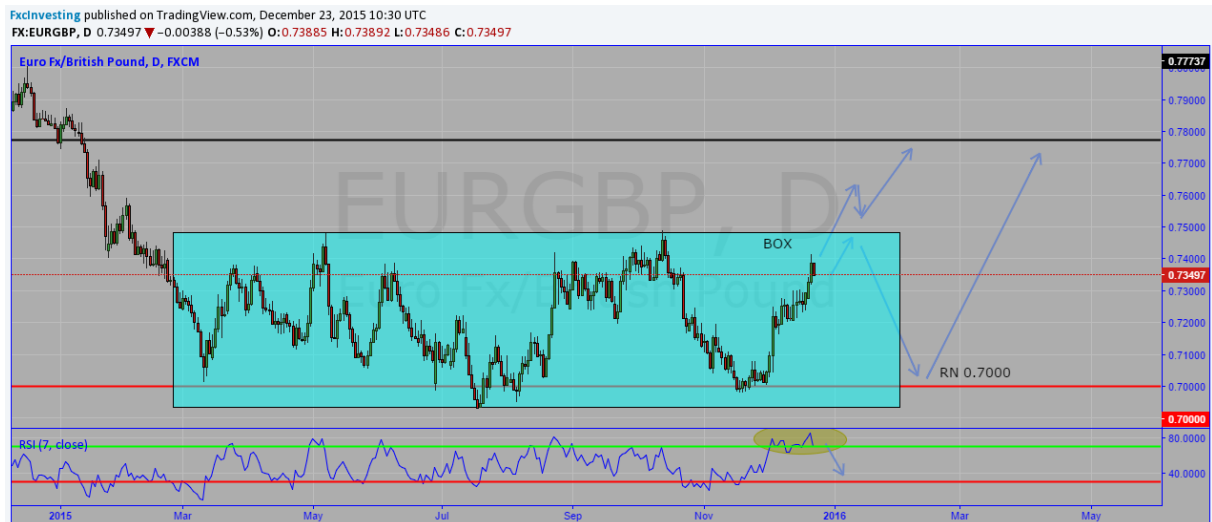


EURUSD

H1 CHART

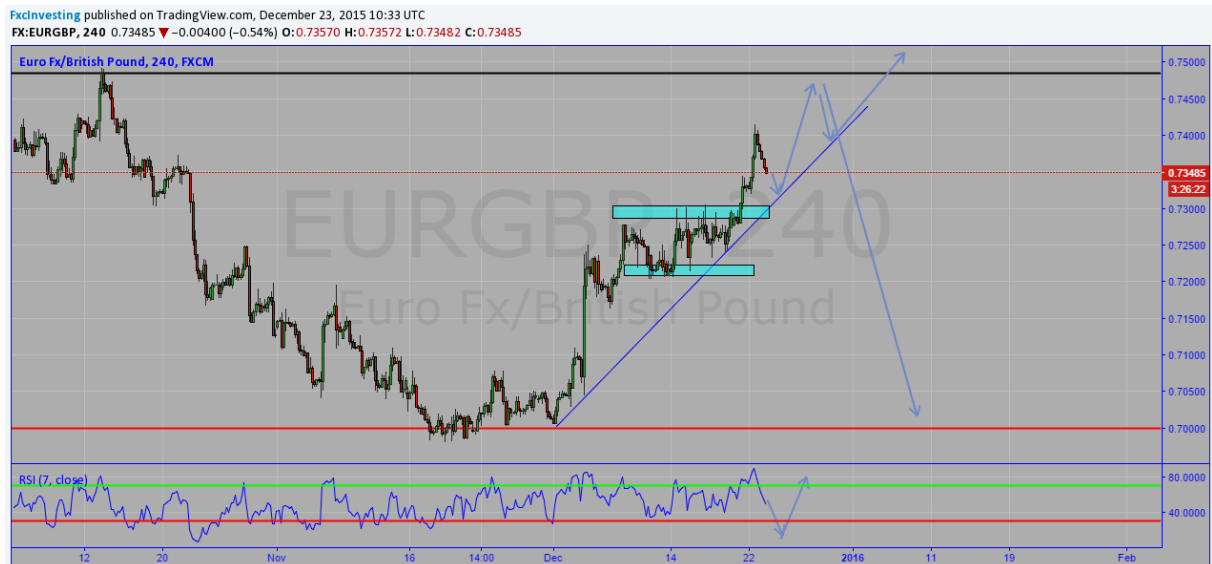






EURGBP

H4 CHART



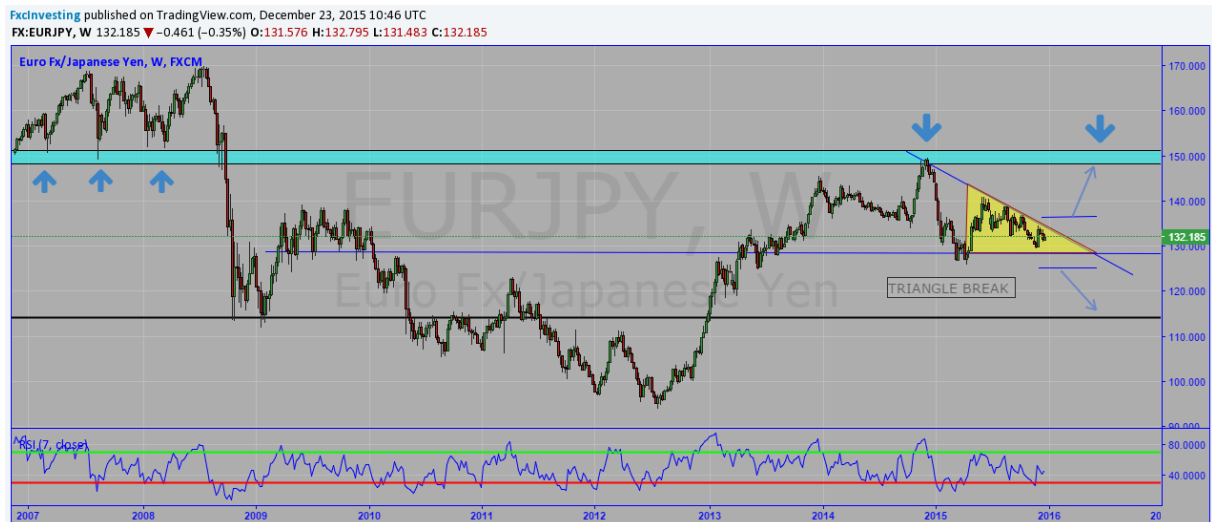
EURGBP

H1 CHART



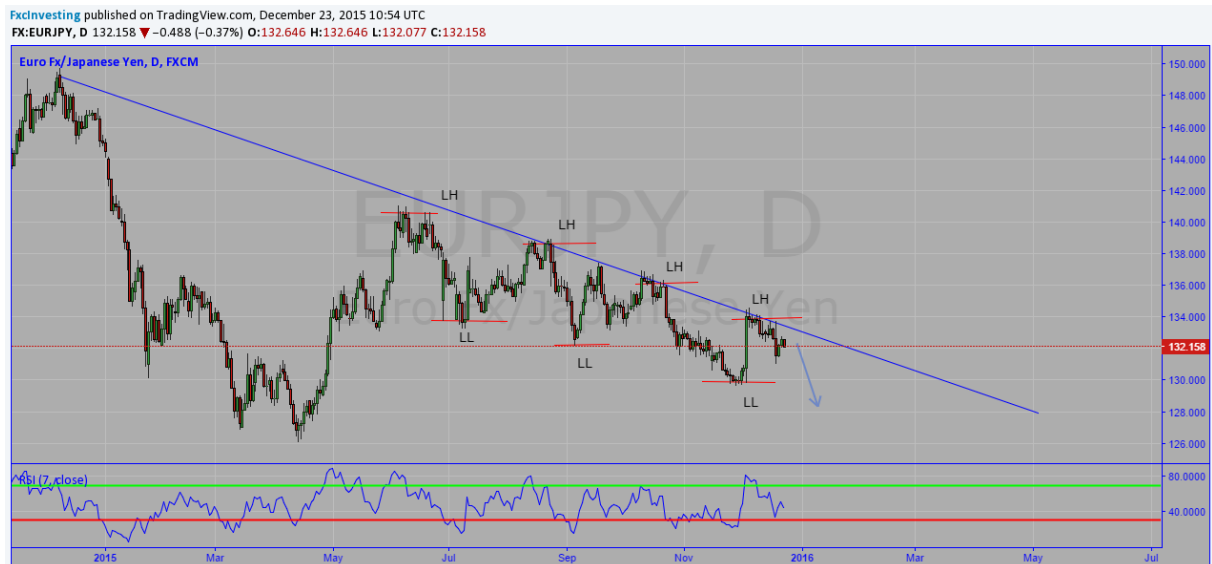
EURJPY

WEEKLY CHART



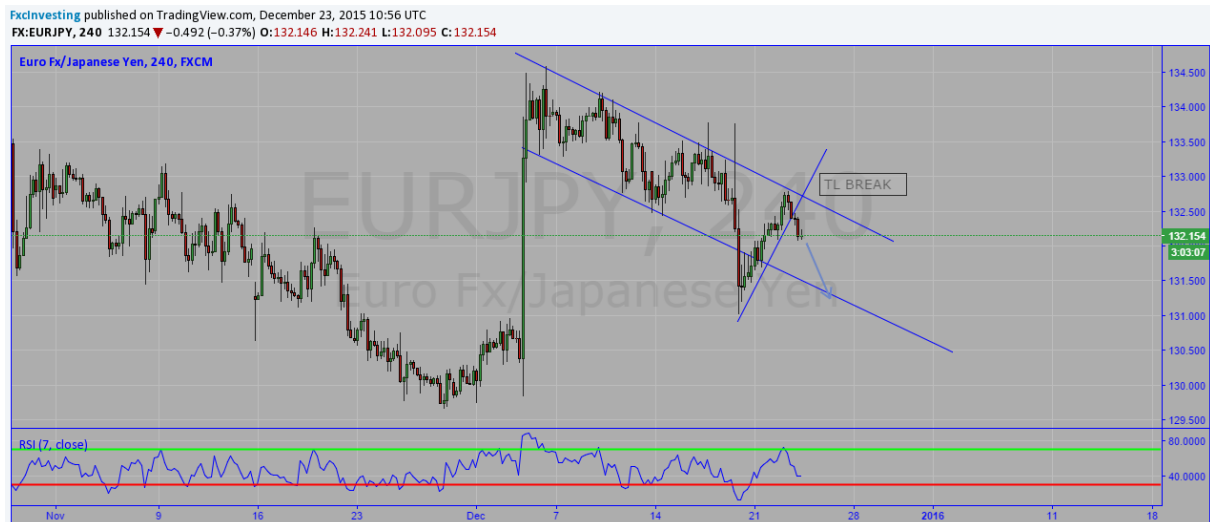
EURJPY

DAILY CHART



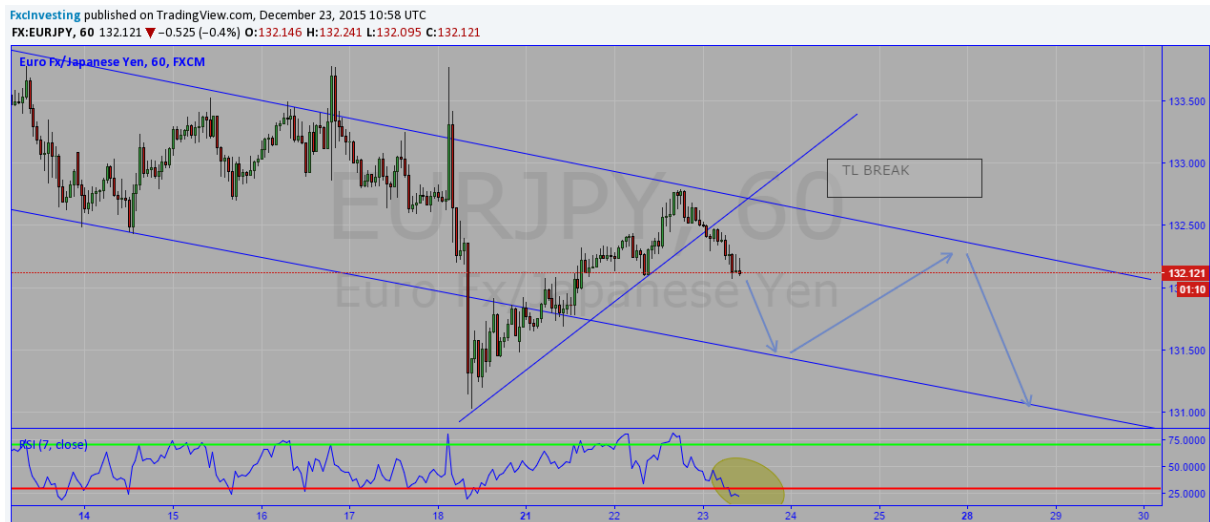
EURJPY

H4 CHART



EURJPY

H1 CHART



GBPUSD

WEEKLY CHART



GBPUSD

DAILY CHART



GBPUSD

H4 CHART

