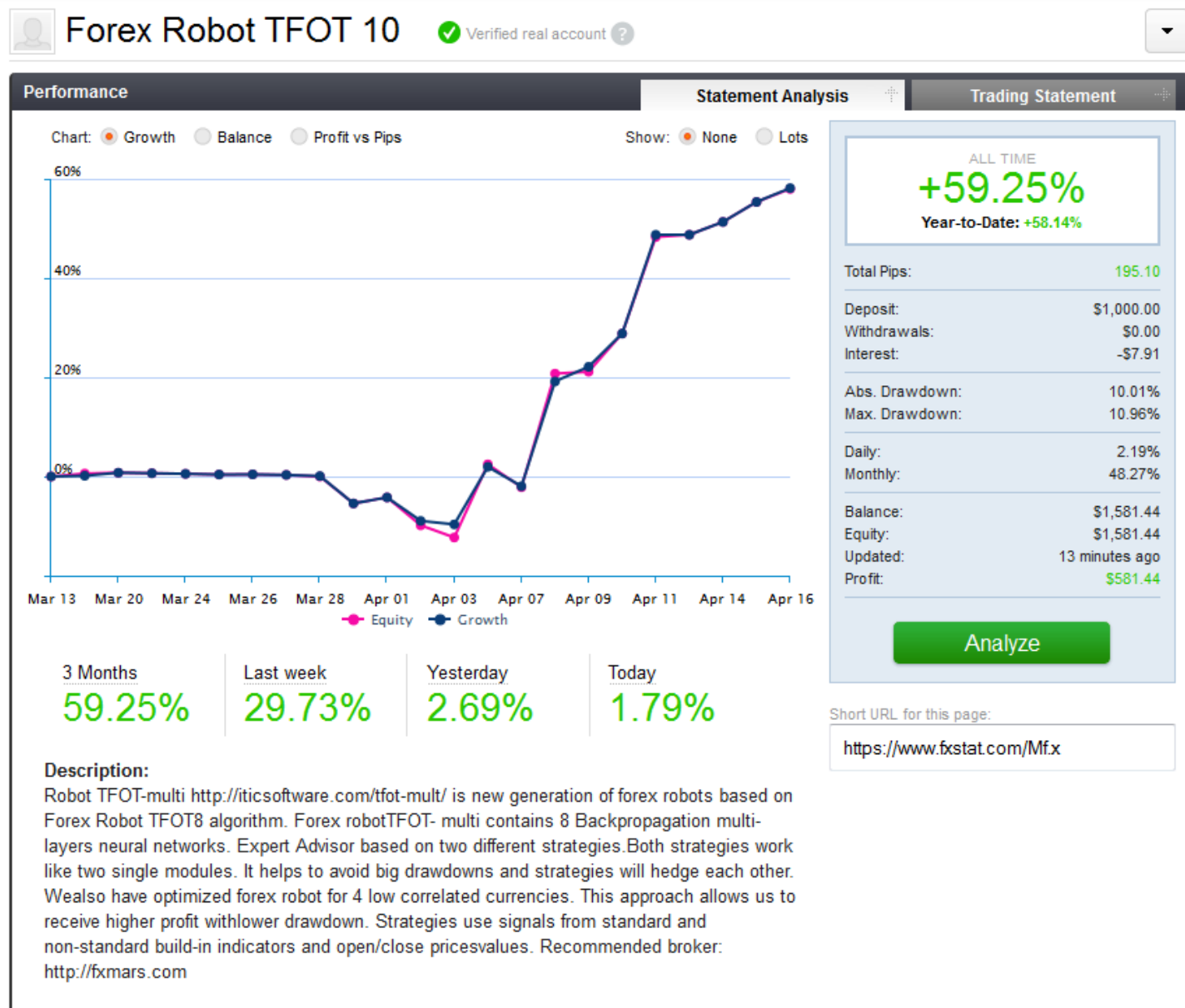


# Forex Robot TFOT for MT4 platform

Robot TFOT-multi is new generation of forex robots based on Forex Robot TFOT8 algorithm. Forex robot TFOT- multi contains 8 Backpropagation multi-layers neural networks. Expert Advisor based on two different strategies. Both strategies work like two single modules. It helps to avoid big drawdowns and strategies will hedge each other. We also have optimized forex robot for 4 low correlated currencies. This approach allows us to receive higher profit with lower drawdown. Strategies use signals from standard and non-standard build-in indicators and open/close prices values.

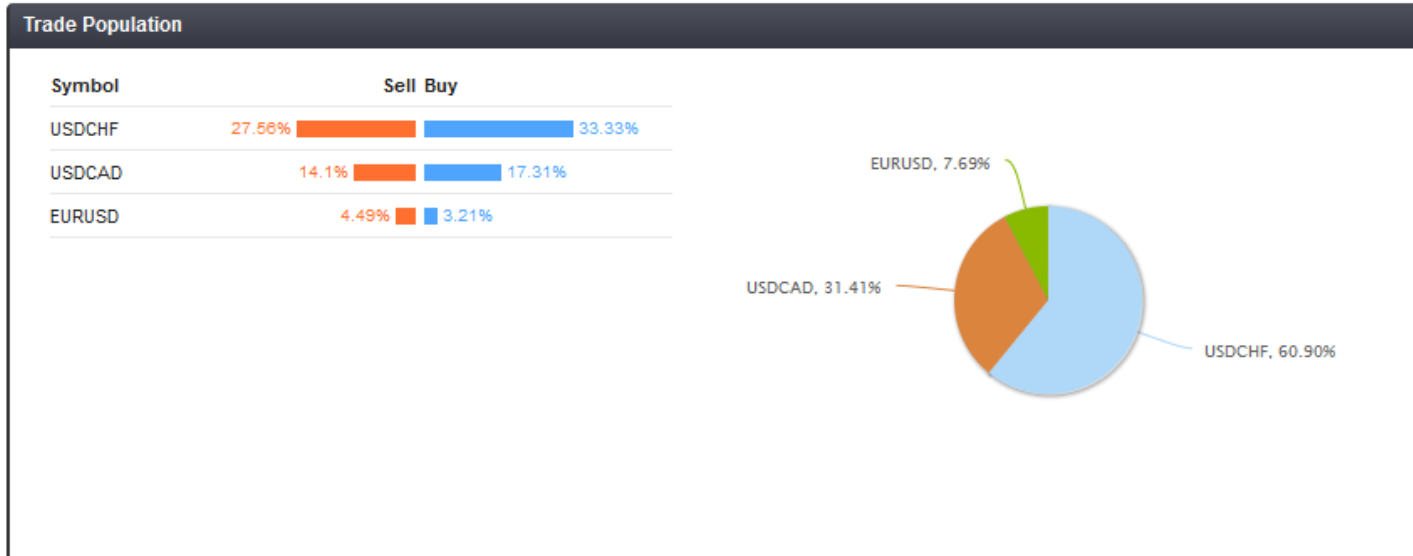
**Currencies:** EURUSD, USDCAD, USDCHF, AUDUSD

## Live Account Monitoring

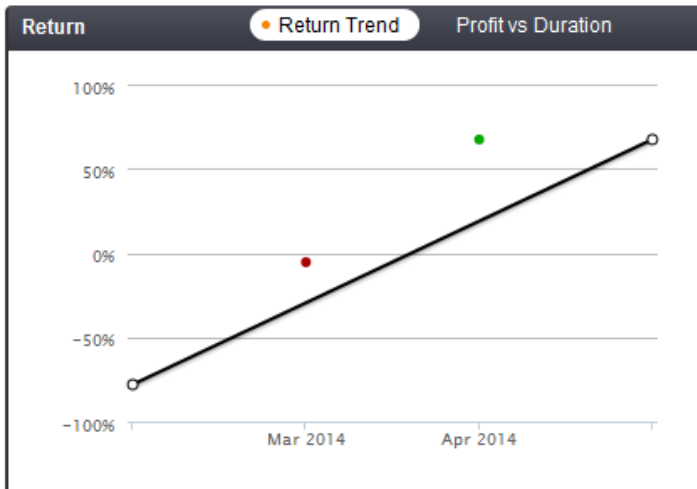


Monthly Results														Profit/Loss Analysis		
	Jan	Feb	Mar	Apr	May	Jun	Jul	Aug	Sep	Oct	Nov	Dec	YTD %	Risk	Mean	
2014			-5.44%	67.23%									58.14%	36.7	25.76	
Notes: Please select a Month for detailed analysis.													All time	59.25%	36.7	25.76

Statistics																
Trades	156			Profit factor	1.85			Expected payoff	\$3.73 (6.18 pips)							
Profit trades	95 (60.9%)			Max consecutive profit	\$224.19 (11)			Max consecutive wins	11 (\$224.19)							
Loss trades	57 (36.54%)			Max consecutive loss	-\$92.81 (1)			Max consecutive losses	6 (-\$3.51)							
Long trades	84			Recovery factor	5.25			Equity peak (\$)	\$1,590.53							
Short trades	72			Sharpe Ratio	0.78			Equity peak (%)	59.05							
Best trade	\$93.00			Correlation w/ S&P 500	-0.49			Gross profit	\$1,266.61							
Worst trade	-\$92.81			Correlation w/ FTSE 100	-0.01			Gross loss	-\$677.26							
Max drawdown	10.96%			Calmar Ratio	5.3			Total pips	195.1							
Abs drawdown	10.01%			Annual forecast	579.3%			Size (total lots)	39.67							
Monthly growth	\$193.81			Average profit	\$13.29 (6.09 pips)			Commissions	\$0.00							
Avg trade duration	3h			Average loss	-\$11.94 (-6.75 pips)											



Risk		Probability of loss	Risk/Reward (%) vs Mean
Size of loss	Probability of loss		
10% loss	68.22%		
20% loss	46.53%		
30% loss	31.74%		
40% loss	21.65%		
50% loss	14.77%		
60% loss	10.08%		
70% loss	6.87%		
80% loss	4.69%		
90% loss	3.20%		
100% loss	2.18%		





## Performance

## Statement Analysis

## Trading Statement

☐ Open Trades (0)
 ☐ Open Orders (0)
 ☒ Closed Trades (157)
 ☐ Symbols Traded
 ☐ Trades Direction
 ☐ Symbol+Direction

1 of 8

Open Time	Order	Type	Size	Item	Open	S/L	T/P	Close Time	Close	Swap	Pips	Profit
04.16.2014 05:15	1175	Buy	0.50	USDCHF	0.88059	0.87409	0.88239	04.16.2014 06:15	0.88043	0.00	-2	-9.09
04.16.2014 03:45	1163	Buy	0.50	USDCHF	0.88053	0.87404	0.88234	04.16.2014 04:30	0.88072	0.00	2	10.79
04.16.2014 00:00	1152	Buy	0.50	USDCHF	0.88022	0.87367	0.88197	04.16.2014 03:15	0.88068	0.00	5	26.12
04.15.2014 17:15	1102	Buy	0.50	USDCAD	1.09939	1.09288	1.10118	04.15.2014 20:30	1.09900	0.00	-4	-17.74
04.15.2014 11:30	1097	Buy	0.50	USDCAD	1.09919	1.09271	1.10101	04.15.2014 12:00	1.09956	0.00	4	16.82
04.15.2014 09:00	1095	Buy	0.50	USDCHF	0.88046	0.87403	0.88233	04.15.2014 09:30	0.88052	0.00	1	3.41
04.15.2014 07:15	1094	Buy	0.50	USDCAD	1.09756	1.09105	1.09935	04.15.2014 08:00	1.09765	0.00	1	4.10
04.15.2014 03:45	1089	Sell	0.50	EURUSD	1.38196	1.38841	1.38011	04.15.2014 08:45	1.38145	0.00	5	25.50
04.15.2014 03:30	1088	Buy	0.50	USDCHF	0.88009	0.87357	0.88187	04.15.2014 04:00	0.88024	0.00	2	8.52
04.15.2014 01:00	1085	Buy	0.50	USDCHF	0.87990	0.87340	0.88170	04.15.2014 01:14	0.87979	0.00	-1	-6.25
04.15.2014 00:30	1082	Sell	0.25	USDCHF	0.87996	0.88644	0.87814	04.15.2014 01:00	0.87991	0.00	1	1.42
04.14.2014 23:30	1075	Buy	0.50	USDCHF	0.87970	0.87319	0.88149	04.15.2014 00:15	0.87979	-0.45	1	5.11
04.14.2014 20:00	1047	Sell	0.25	EURUSD	1.38271	1.38925	1.38095	04.14.2014 22:15	1.38150	0.00	12	30.25
04.14.2014 18:00	1045	Sell	0.25	USDCAD	1.09586	1.10234	1.09404	04.14.2014 22:45	1.09607	0.00	-2	-4.79
04.14.2014 16:30	1039	Buy	0.50	USDCHF	0.87906	0.87260	0.88090	04.14.2014 20:15	0.87914	0.00	1	4.55
04.14.2014 12:45	1034	Buy	0.50	USDCHF	0.87904	0.87254	0.88084	04.14.2014 14:15	0.87895	0.00	-1	-5.12
04.14.2014 07:00	1024	Sell	0.25	EURUSD	1.38532	1.39181	1.38351	04.14.2014 11:41	1.38351	0.00	18	45.25
04.14.2014 05:45	1023	Buy	0.50	USDCAD	1.09877	1.09227	1.10057	04.14.2014 11:30	1.09780	0.00	-10	-44.18
04.11.2014 21:30	1010	Sell	0.25	USDCHF	0.87494	0.88145	0.87315	04.11.2014 23:00	0.87584	0.00	-9	-25.69
04.11.2014 20:45	1009	Sell	0.25	USDCHF	0.87478	0.88129	0.87299	04.11.2014 21:15	0.87439	0.00	4	11.15

Viewed: 110  
Broker: FX Market Research (

Account: 5016  
Broker Leverage:  
1 : 100

Performance: Real  
Trading style: Automated

Trading Started:  
03/13/2014  
Monitoring Started:  
04/14/2014

login and see the trades by yourself.

Account # 5016,

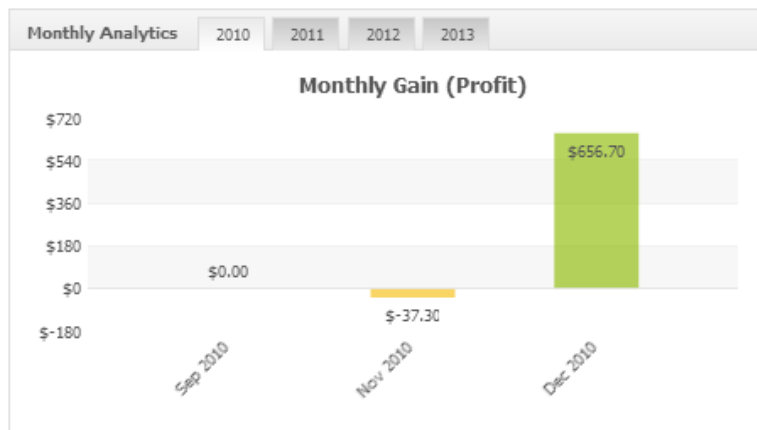
Investor password: 123Qwerty

Live server: 37.46.7.165:443

## Forex Robot TFOT older versions Live Account monitoring since 2010



2010



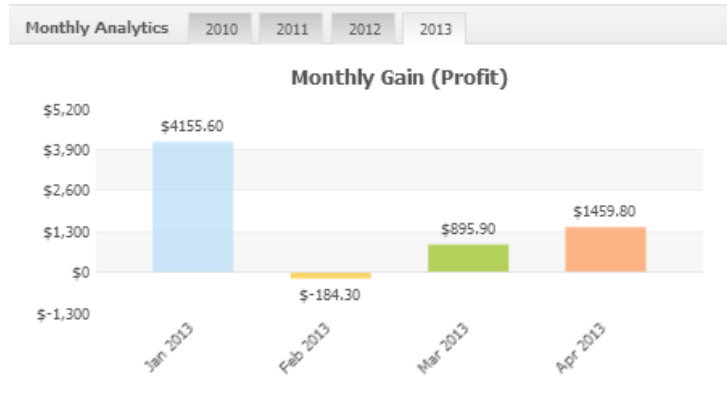
2011



2012



2013



Official webpage: <http://iticsoftware.com/tfot-mult/>