

FX SENTIMENT REPORT

COMMITMENT OF TRADERS—CFTC

Camilla Sutton, CFA, CMT
Chief Currency Strategist
(416) 866-5470
Camilla.Sutton@scotiabank.com

Eric Theoret
Currency Strategist
(416) 863-7030
Eric.Theoret@scotiabank.com

Friday, April 11, 2014

TRADERS BULLISH EUROPEAN FX AND BEARISH CAD & JPY

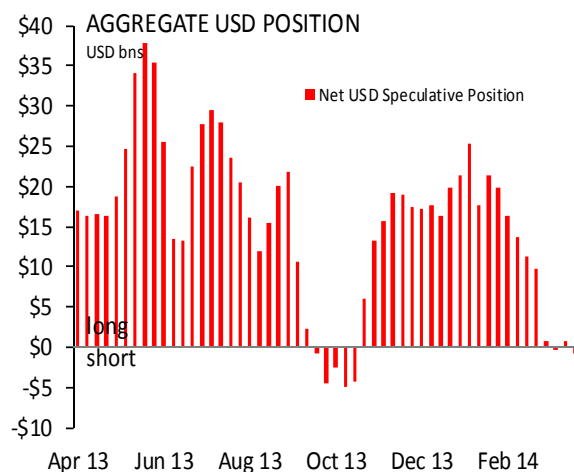
Data in this report cover up to Tuesday April 8 & were released Friday April 11.

- The net USD position is short $-\$0.8\text{bn}$, essentially flat; however this hides the broader theme that the market remains bearish JPY and CAD and bullish EUR, GBP, CHF, MXN and NZD. This week changes were fairly minor, with the largest week-over-week change a closing of EUR long positions, which were narrowed by $\$1.7\text{bn}$ to $\$4.0\text{bn}$.
- The commodity currencies were not the focus this week; with only minor changes in AUD, CAD and NZD. Traders are neutral AUD, bullish NZD and bearish CAD—highlighting how important domestic fundamentals are in the current environment.
- Traders are bullish the European currencies, with long positions in EUR, GBP and CHF. This week there appears to have been a shift out of EUR and towards GBP but this doesn't change the broader theme of bullish near-term sentiment towards the European FX space—see middle charts on page 2.
- For EUR, medium-term consensus forecasts is for depreciation; however sentiment has been bullish since last summer (with the exception of a brief period early in 2014) highlighting an interesting dynamic in EUR trading and one that has helped support the EUR so far in 2014.
- Sentiment towards JPY is stable and bearish, with the net short JPY position at $-\$10.7\text{bn}$.

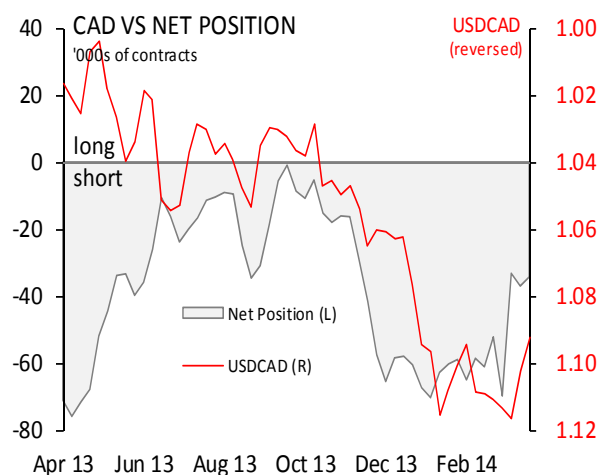
Sentiment			\$mns	
8-Apr	Bias	Trend	Position	w/w chg.
CAD	bearish	neutral	-3,141	215
AUD	neutral	neutral	310	761
NZD	bullish	neutral	1,715	119
MXN	bullish	increasing	2,165	1,330
EUR	bullish	decreasing	4,018	-1,712
GBP	bullish	increasing	4,865	1,375
CHF	bullish	decreasing	1,604	-409
JPY	bearish	neutral	-10,738	-49
Gold	bullish	decreasing	11,595	-1,213
Total USD pos'n (excluding gold)			-798	-1,630

CAD — NON-COMMERCIAL POSITIONING

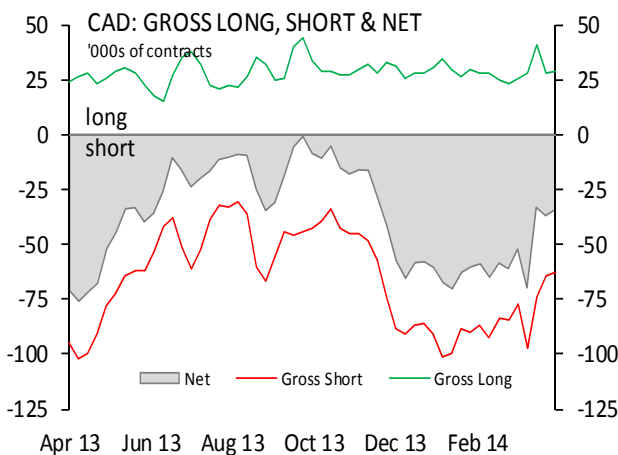
Date	(\$MM)	Position - Contracts of 100,000 CAD				Open Int.
	Net	Long	Short	Net	Net w/w	
8-Apr	-3,141	28,704	63,011	-34,307	2,687	120,336
1-Apr	-3,356	27,549	64,543	-36,994	-3,779	117,966
25-Mar	-2,974	40,441	73,656	-33,215	36,590	133,246
18-Mar	-6,269	27,751	97,556	-69,805	-17,614	186,782



Source: Scotiabank FX Strategy, Bloomberg & CFTC

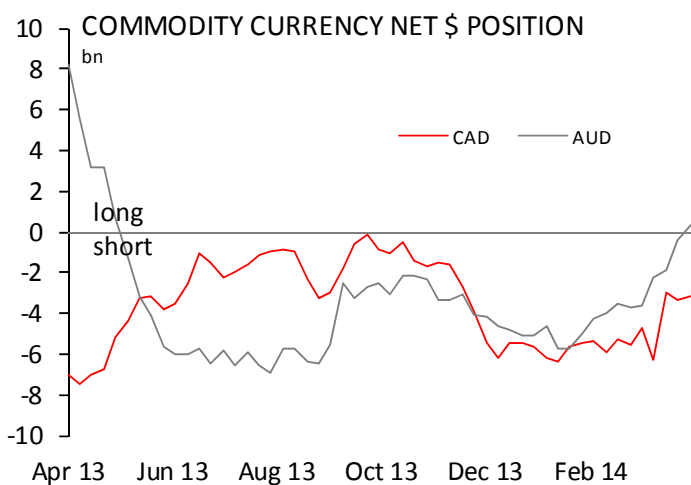


Source: Scotiabank FX Strategy, Bloomberg & CFTC

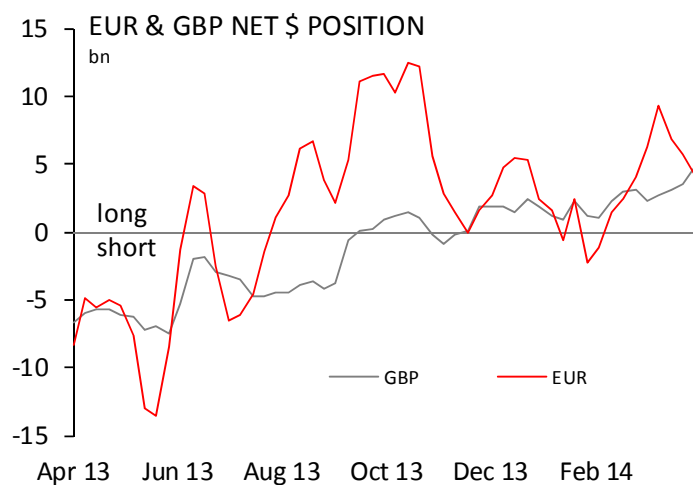


Source: Scotiabank FX Strategy, Bloomberg & CFTC

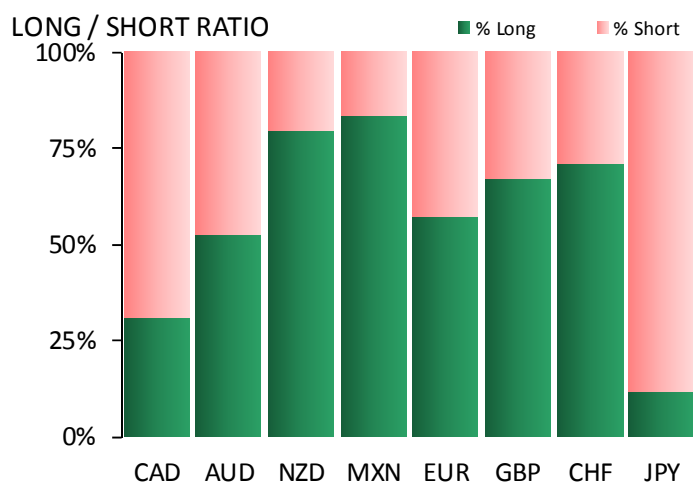
* A trader is classified as "non-commercial" by the Commodity Futures Trading Commission if the trader is not using futures contracts in a particular currency for hedging purposes (as defined by the Commission). This category of futures trader is generally considered to include individual investors, hedge funds and other large financial institutions engaged in trading the securities for speculative purposes.



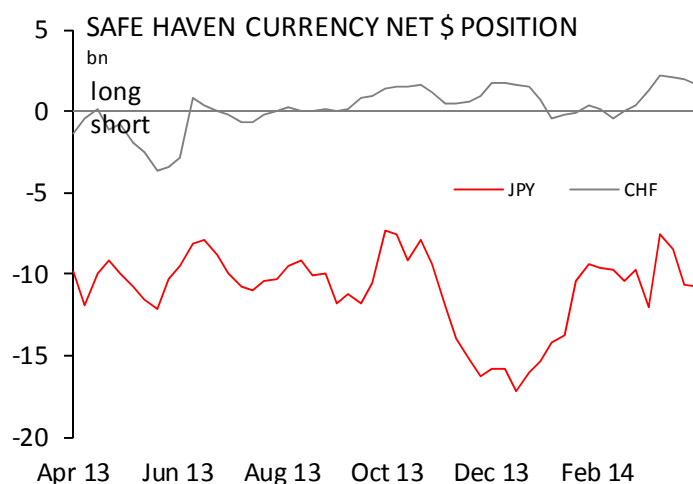
Source: Scotiabank FX Strategy, Bloomberg & CFTC



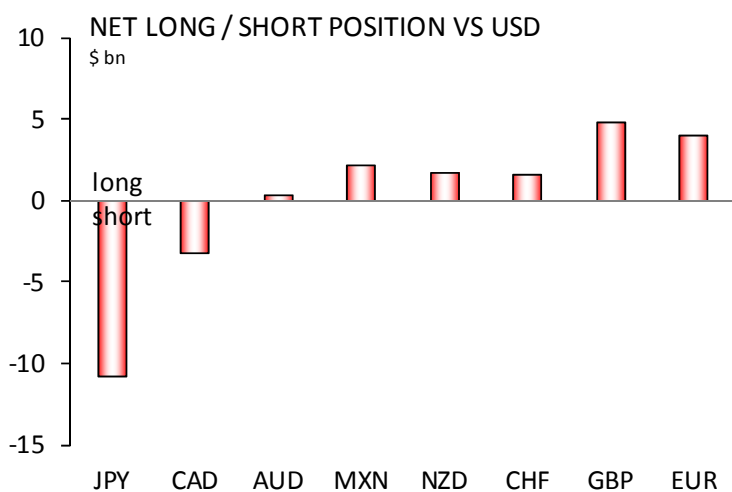
Source: Scotiabank FX Strategy, Bloomberg & CFTC



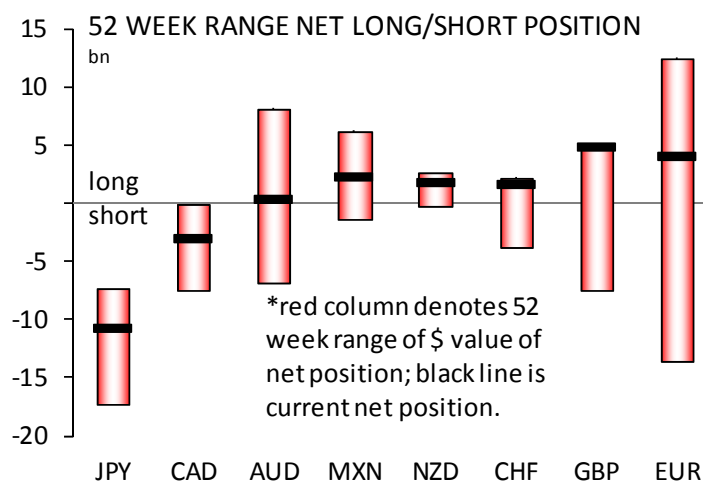
Source: Scotiabank FX Strategy, Bloomberg & CFTC



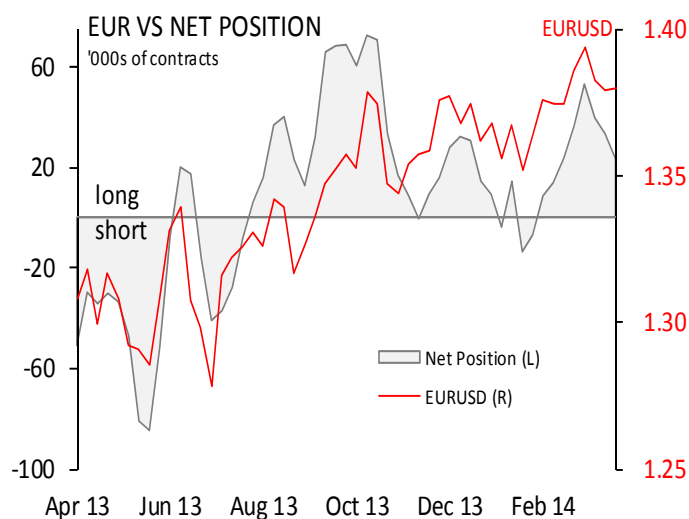
Source: Scotiabank FX Strategy, Bloomberg & CFTC



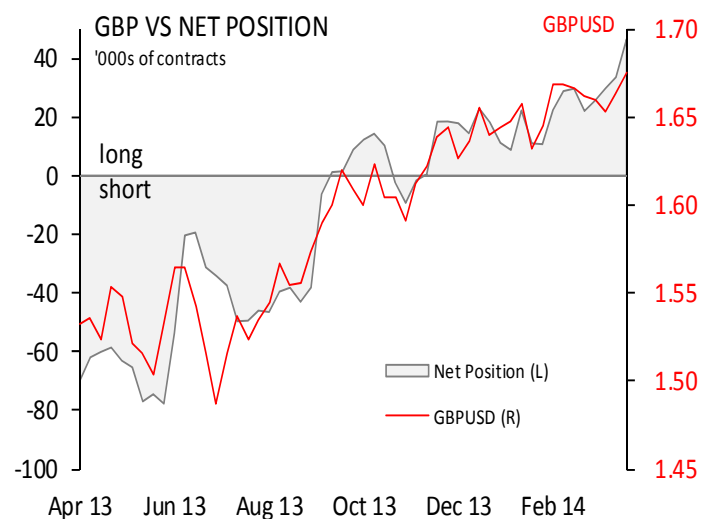
Source: Scotiabank FX Strategy, Bloomberg & CFTC



Source: Scotiabank FX Strategy, Bloomberg & CFTC



Source: Scotiabank FX Strategy, Bloomberg & CFTC



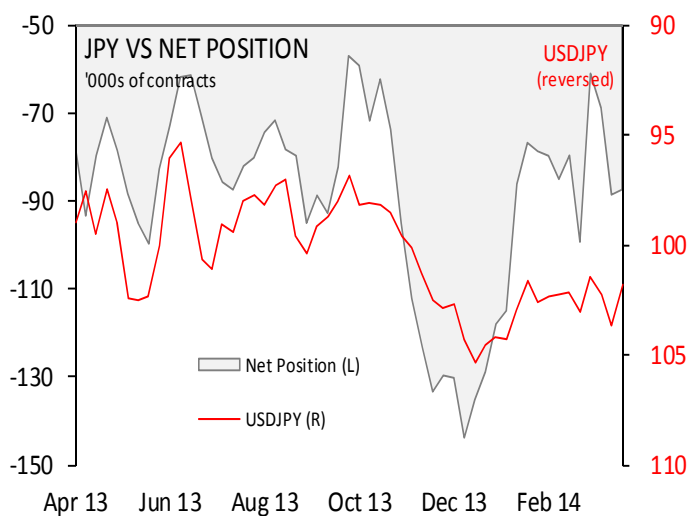
Source: Scotiabank FX Strategy, Bloomberg & CFTC

EUR — NON-COMMERCIAL POSITIONING

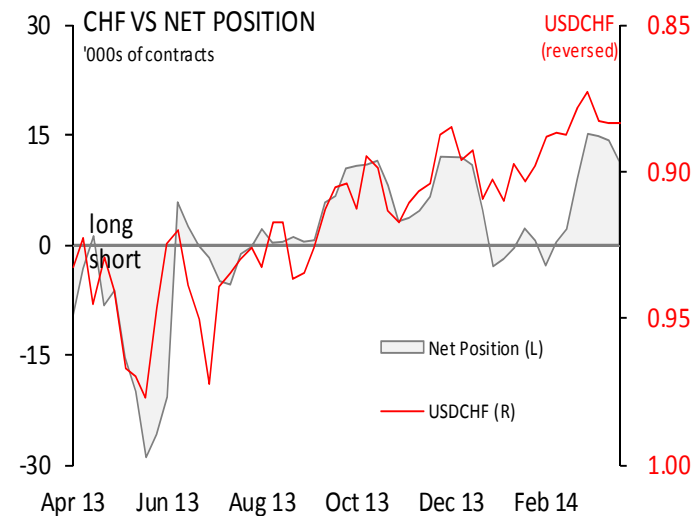
	(\$MM)	Position - Contracts of 125,000 EUR				
Date	Net	Long	Short	Net	Net w/w	Open Int.
8-Apr	4,018	92,635	69,335	23,300	-9,938	261,439
1-Apr	5,731	101,849	68,611	33,238	-6,396	260,075
25-Mar	6,850	106,914	67,280	39,634	-13,357	262,179
18-Mar	9,230	117,819	64,828	52,991	16,606	264,443

GBP — NON-COMMERCIAL POSITIONING

	(\$MM)	Position - Contracts of 62,500 GBP				
Date	Net	Long	Short	Net	Net w/w	Open Int.
8-Apr	4,865	91,642	45,165	46,477	12,905	226,667
1-Apr	3,489	75,969	42,397	33,572	3,848	211,437
25-Mar	3,071	66,751	37,027	29,724	4,188	202,115
18-Mar	2,648	64,141	38,605	25,536	3,537	208,961



Source: Scotiabank FX Strategy, Bloomberg & CFTC



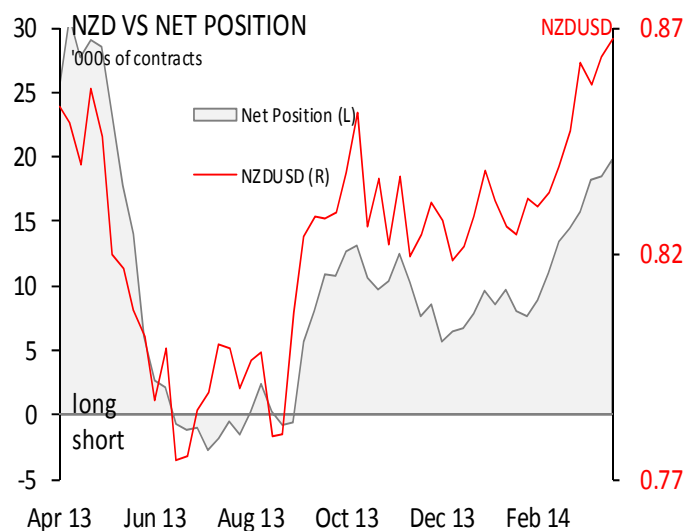
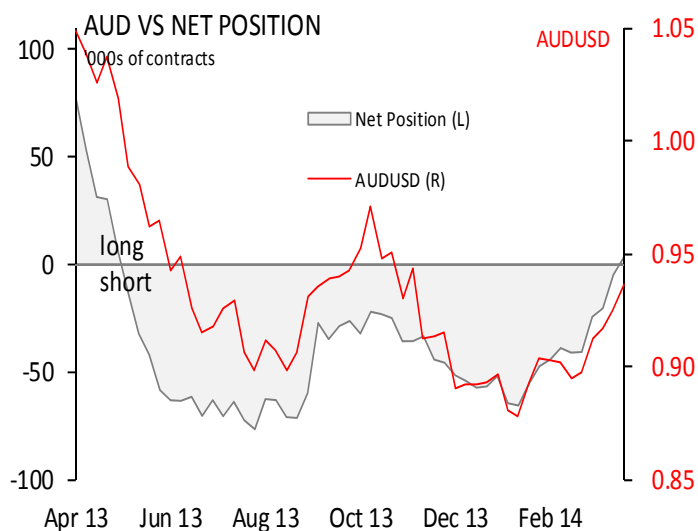
Source: Scotiabank FX Strategy, Bloomberg & CFTC

JPY — NON-COMMERCIAL POSITIONING

	(\$MM)	Position - Contracts of 12.5MM JPY				
Date	Net	Long	Short	Net	Net w/w	Open Int.
8-Apr	-10,738	13,340	100,802	-87,462	1,176	181,814
1-Apr	-10,690	22,162	110,800	-88,638	-19,751	188,464
25-Mar	-8,421	17,600	86,487	-68,887	-7,788	158,280
18-Mar	-7,529	24,144	85,243	-61,099	38,257	156,922

CHF — NON-COMMERCIAL POSITIONING

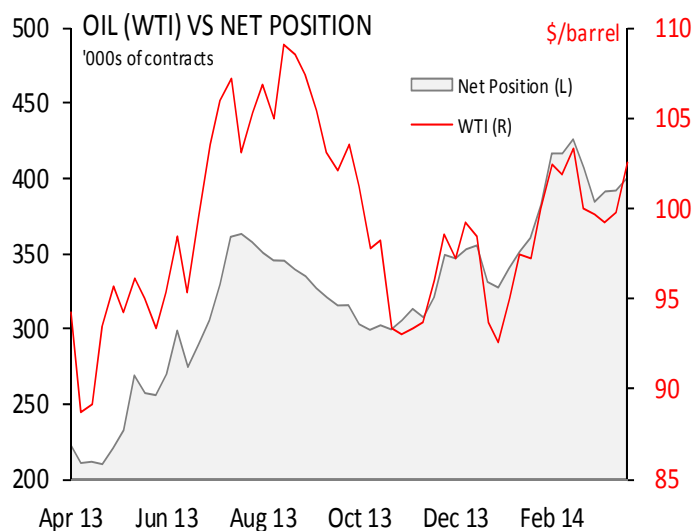
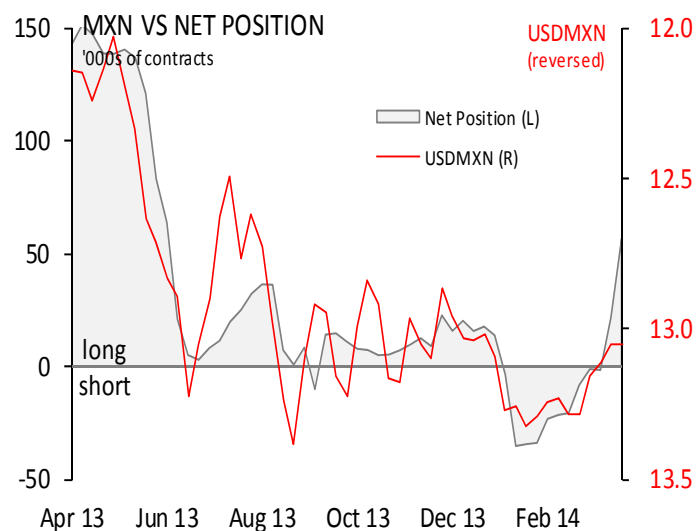
	(\$MM)	Position - Contracts of 125,000 CHF				
Date	Net	Long	Short	Net	Net w/w	Open Int.
8-Apr	1,604	19,275	7,940	11,335	-2,896	44,752
1-Apr	2,013	24,800	10,569	14,231	-588	47,228
25-Mar	2,099	25,037	10,218	14,819	-297	47,353
18-Mar	2,164	25,311	10,195	15,116	6,159	49,391

**AUD — NON-COMMERCIAL POSITIONING**

Date	(\$MM) Net	Position - Contracts of 100,000 AUD				Open Int.
		Long	Short	Net	Net w/w	
8-Apr	310	37,630	34,320	3,310	8,190	96,887
1-Apr	-451	35,398	40,278	-4,880	15,647	93,999
25-Mar	-1,882	24,387	44,914	-20,527	3,936	84,232
18-Mar	-2,233	21,577	46,040	-24,463	16,387	81,737

NZD — NON-COMMERCIAL POSITIONING

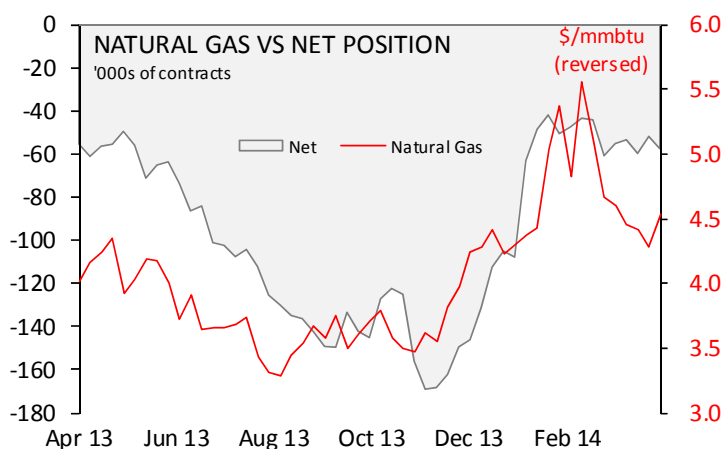
Date	(\$MM) Net	Position - Contracts of 100,000 NZD				Open Int.
		Long	Short	Net	Net w/w	
8-Apr	1,715	26,521	6,755	19,766	1,286	32,898
1-Apr	1,596	25,765	7,285	18,480	267	32,313
25-Mar	1,562	26,243	8,030	18,213	2,462	32,748
18-Mar	1,358	24,645	8,894	15,751	1,302	31,463

**MXN — NON-COMMERCIAL POSITIONING**

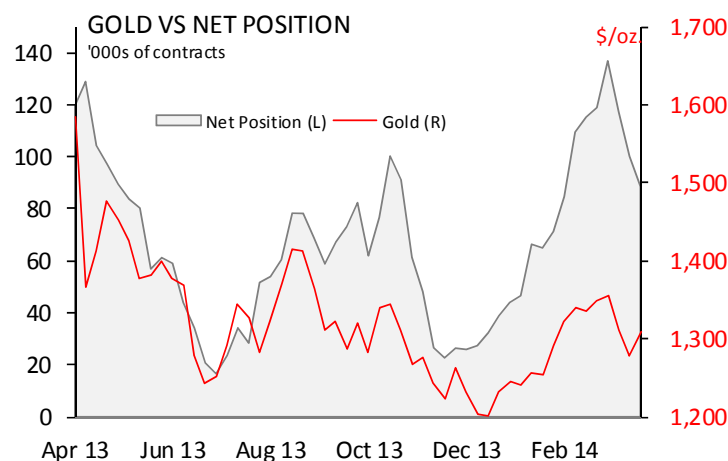
Date	(\$MM) Net	Position - Contracts of 100,000 AUD				Open Int.
		Long	Short	Net	Net w/w	
8-Apr	2,165	70,371	13,870	56,501	34,717	130,331
1-Apr	835	49,893	28,109	21,784	23,438	145,270
25-Mar	-63	22,769	24,423	-1,654	-384	115,858
18-Mar	-48	19,320	20,590	-1,270	6,977	111,057

NYMEX Crude — NON-COMMERCIAL POSITIONING

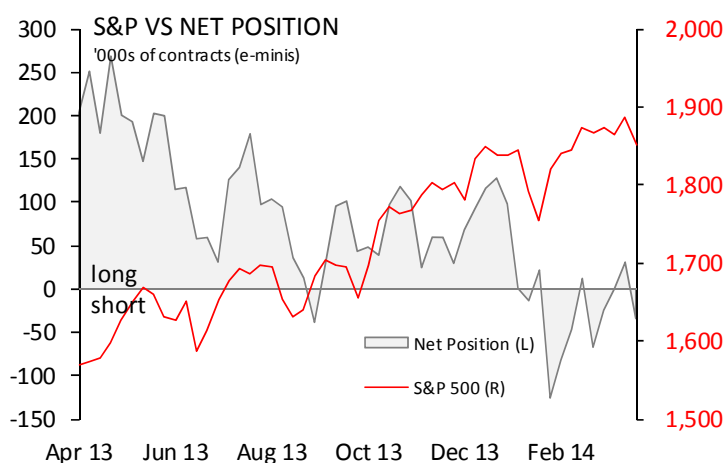
Date	(\$MM) Net	Position - Contracts of 1000 barrels				Open Int.
		Long	Short	Net	Net w/w	
8-Apr	41,002	512,035	112,248	399,787	8,004	1,655,472
1-Apr	39,076	502,389	110,606	391,783	609	1,644,507
25-Mar	38,801	498,080	106,906	391,174	6,889	1,604,566
18-Mar	38,313	492,620	108,335	384,285	-22,547	1,623,266



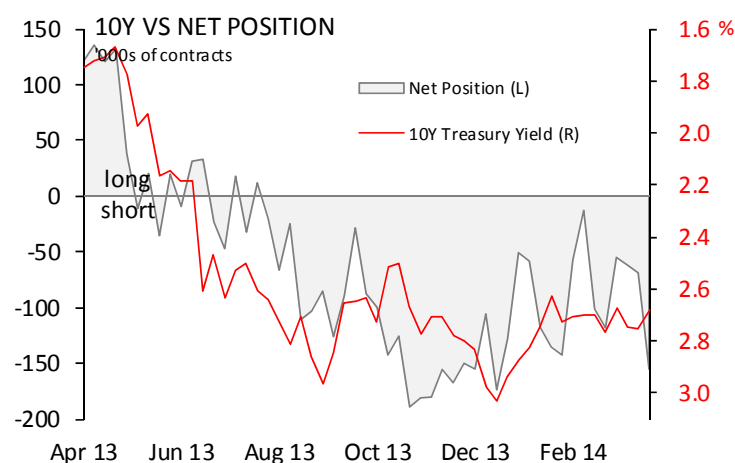
Source: Scotiabank FX Strategy, Bloomberg & CFTC



Source: Scotiabank FX Strategy, Bloomberg & CFTC



Source: Scotiabank FX Strategy, Bloomberg & CFTC



Source: Scotiabank FX Strategy, Bloomberg & CFTC

IMPORTANT NOTICE and DISCLAIMER:

This publication has been prepared by The Bank of Nova Scotia (Scotiabank) for informational and marketing purposes only. Opinions, estimates and projections contained herein are our own as of the date hereof and are subject to change without notice. The information and opinions contained herein have been compiled or arrived at from sources believed reliable, but no representation or warranty, express or implied, is made as to their accuracy or completeness and neither the information nor the forecast shall be taken as a representation for which Scotiabank, its affiliates or any of their employees incur any responsibility. Neither Scotiabank nor its affiliates accept any liability whatsoever for any loss arising from any use of this information. This publication is not, and is not constructed as, an offer to sell or solicitation of any offer to buy any of the currencies referred to herein, nor shall this publication be construed as an opinion as to whether you should enter into any swap or trading strategy involving a swap or any other transaction. The general transaction, financial, educational and market information contained herein is not intended to be, and does not constitute, a recommendation of a swap or trading strategy involving a swap within the meaning of U.S. Commodity Futures Trading Commission Regulation 23.434 and Appendix A thereto. This material is not intended to be individually tailored to your needs or characteristics and should not be viewed as a "call to action" or suggestion that you enter into a swap or trading strategy involving a swap or any other transaction. You should note that the manner in which you implement any of the strategies set out in this publication may expose you to significant risk and you should carefully consider your ability to bear such risks through consultation with your own independent financial, legal, accounting, tax and other professional advisors. Scotiabank, its affiliates and/or their respective officers, directors or employees may from time to time take positions in the currencies mentioned herein as principal or agent, and may have received remuneration as financial advisor and/or underwriter for certain of the corporations mentioned herein. Directors, officers or employees of Scotiabank and its affiliates may serve as directors of corporations referred to herein. All Scotiabank products and services are subject to the terms of applicable agreements and local regulations. This publication and all information, opinions and conclusions contained in it are protected by copyright. This information may not be reproduced in whole or in part, or referred to in any manner whatsoever nor may the information, opinions and conclusions contained in it be referred to without the prior express written consent of Scotiabank.

TMTrademark of The Bank of Nova Scotia. Used under license, where applicable. Scotiabank, together with "Global Banking and Markets", is a marketing name for the global corporate and investment banking and capital markets businesses of The Bank of Nova Scotia and certain of its affiliates in the countries where they operate, all members of the Scotiabank group and authorized users of the mark. The Bank of Nova Scotia is incorporated in Canada with limited liability and is authorised and regulated by the Office of the Superintendent of Financial Institutions Canada. The Bank of Nova Scotia and Scotiabank Europe plc are authorised by the UK Prudential Regulation Authority. The Bank of Nova Scotia is subject to regulation by the UK Financial Conduct Authority and limited regulation by the UK Prudential Regulation Authority. Scotiabank Europe plc is authorised by the UK Prudential Regulation Authority and regulated by the UK Financial Conduct Authority and the UK Prudential Regulation Authority. Details about the extent of The Bank of Nova Scotia's regulation by the UK Prudential Regulation Authority are available on request. Scotiabank Inverlat, S.A., Scotia Inverlat Casa de Bolsa, S.A. de C.V., and Scotia Inverlat Derivados, S.A. de C.V., are each authorized and regulated by the Mexican financial authorities. Not all products and services are offered in all jurisdictions. Services described are available in jurisdictions where permitted by law.