

USDJPY,Monthly 102.134 102.819 100.748 102.548

USDJPY MN

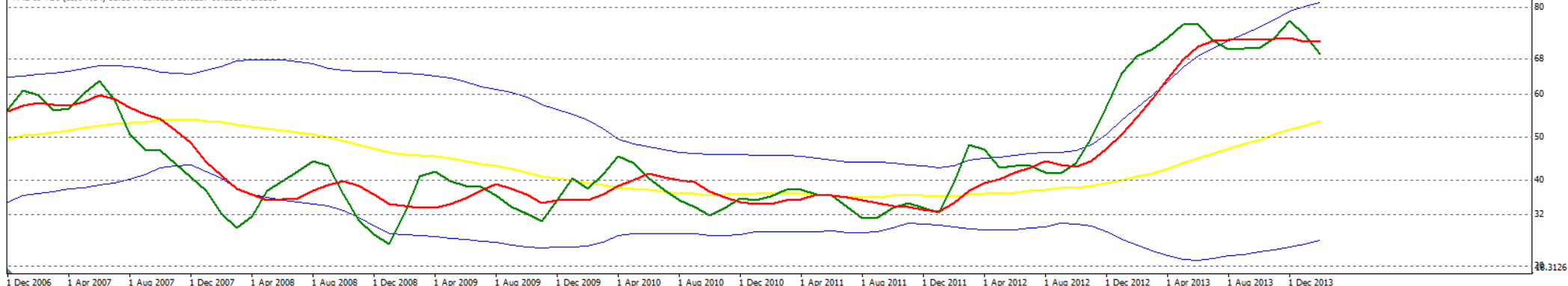
2014.02.21 20:59:59

These are the
MN Historical swing levels

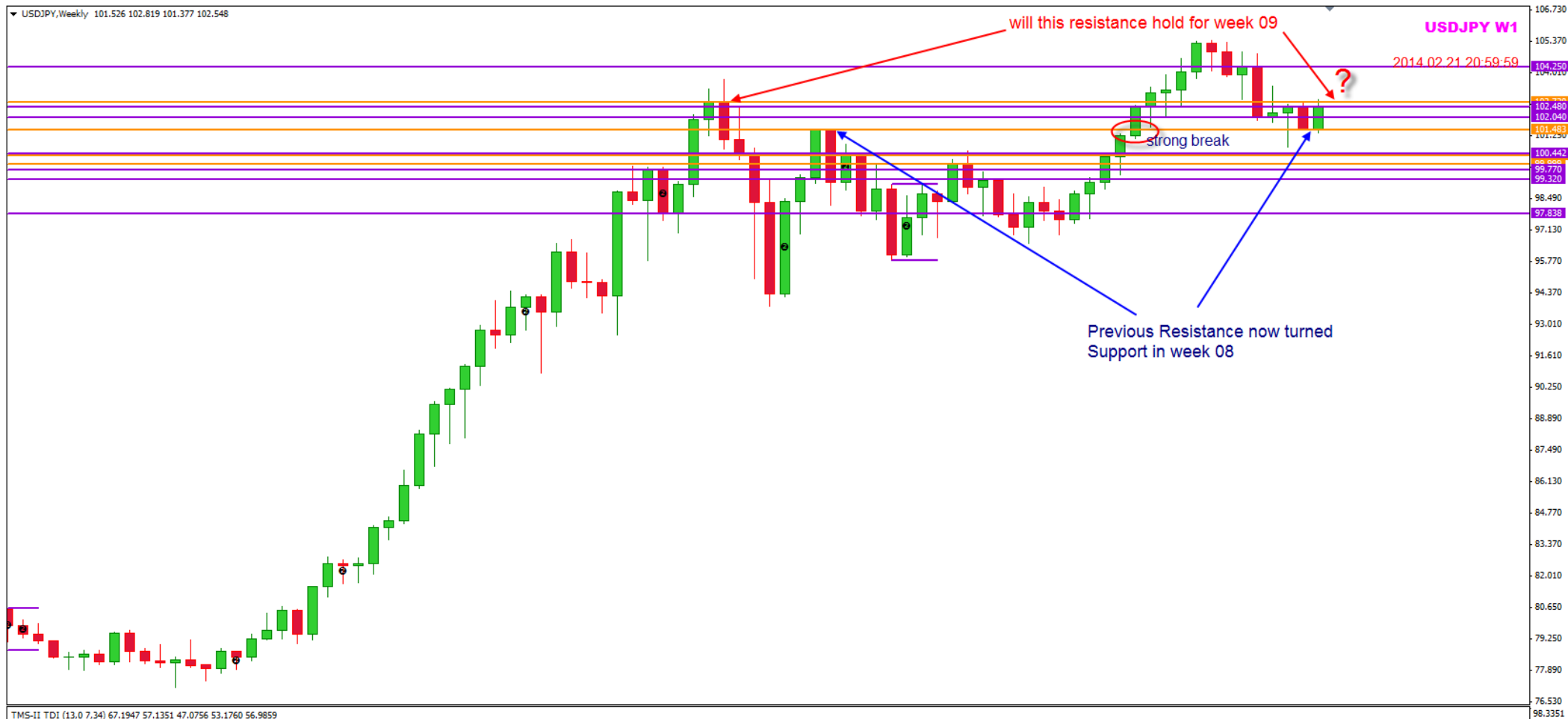
Jan MN candle was bearish... so we
may see some continuation play,
but price already went lower and
pull back around those Hist swing
levels around 102.00 and 102.50 RN
play.

We have another week to Feb MN
close, so this week 09 we need to
see how the MN candle will close.

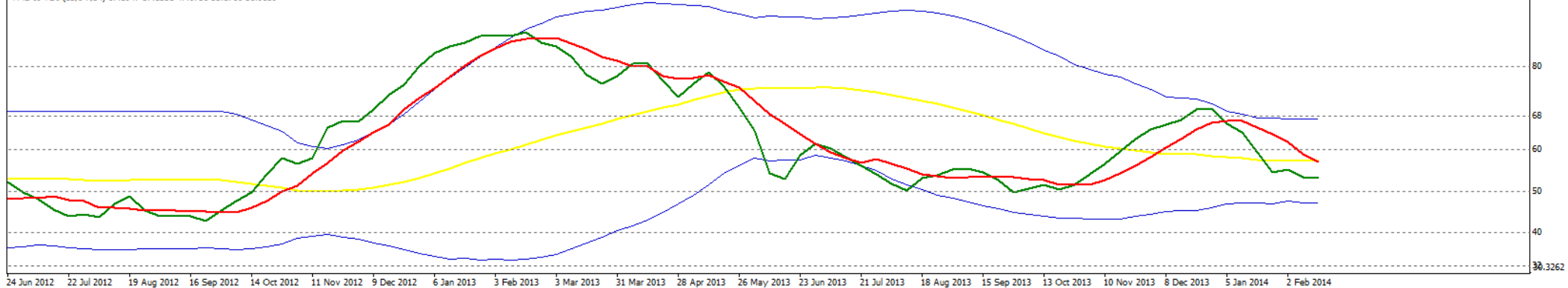
TMS-II TD1 (13.0 7.34) 81.1844 53.6051 26.0257 69.2523 72.0288



USDJPY,Weekly 101.526 102.819 101.377 102.548



TMS-II TD1 (13,0 7,34) 67.1947 57.1351 47.0756 53.1760 56.9859



USDJPY,Daily 102.314 102.819 102.310 102.548

USDJPY D1

2014.02.21 20:59:59

