



JF FRAMEWORK

User Guide

Abstract

JF Framework (JFF) is robust, fully configurable and platform independent (MT4/5) framework for developing Expert Advisors (EA).

Joeef
[@joeef69](#)

Freeware License Agreement

Note: This license agreement applies to the free version of this software.

Terms and Conditions: BY DOWNLOADING, INSTALLING, USING, TRANSMITTING, DISTRIBUTING OR COPYING THIS SOFTWARE ("THE SOFTWARE"), YOU AGREE TO THE TERMS OF THIS AGREEMENT (INCLUDING THE SOFTWARE LICENSE AND DISCLAIMER OF WARRANTY) WITH [JOEEF](#) THE OWNER ("THE OWNER") OF ALL RIGHTS IN RESPECT OF THE SOFTWARE. PLEASE READ THIS DOCUMENT CAREFULLY BEFORE USING THE SOFTWARE. IF YOU DO NOT AGREE TO ANY OF THE TERMS OF THIS LICENSE THEN DO NOT DOWNLOAD, INSTALL, USE, TRANSMIT, DISTRIBUTE OR COPY THE SOFTWARE. THIS DOCUMENT CONSTITUTES A LICENSE TO USE THE SOFTWARE ON THE TERMS AND CONDITIONS APPEARING BELOW.

The Software is licensed to you without charge for use only upon the terms of this license, and the Owner reserves all rights not expressly granted to you. The Owner retains ownership of all copies of the Software.

a) License: You may use the Software without charge. You may distribute exact copies of the Software to anyone.

b) Restrictions: The Owner reserves the right to revoke the above distribution right at any time, for any or no reason. YOU MAY NOT MODIFY, ADAPT, TRANSLATE, RENT, LEASE, LOAN, SELL, ONSSELL, REQUEST DONATIONS OR CREATE DERIVATIVE WORKS BASED UPON THE SOFTWARE OR ANY PART THEREOF.

The Software contains trade secrets and to protect them you may not decompile, reverse engineer, disassemble or otherwise reduce the Software to a humanly perceivable form. You agree not to divulge, directly or indirectly, until such trade secrets cease to be confidential, for any reason not your own fault.

c) Termination: This license is effective until terminated. The License will terminate automatically without notice from the Owner if you fail to comply with any provision of this License. Upon termination you must destroy the Software and all copies thereof. You may terminate this License at any time by destroying the Software and all copies thereof. Upon termination of this license for any reason, you shall continue to be bound by the provisions of Section b) above. Termination will be without prejudice to any rights the Owner may have as a result of this agreement.

d) Disclaimer of Warranty, Limitation of Remedies: TO THE FULL EXTENT PERMITTED BY LAW, THE OWNER HEREBY EXCLUDES ALL CONDITIONS AND WARRANTIES, WHETHER IMPOSED BY STATUTE OR BY OPERATION OF LAW OR OTHERWISE, NOT EXPRESSLY SET OUT HEREIN. THE SOFTWARE, AND ALL ACCOMPANYING FILES, DATA AND MATERIALS ARE DISTRIBUTED "AS IS" AND WITH NO WARRANTIES OF ANY KIND, WHETHER EXPRESS OR IMPLIED. THE OWNER DOES NOT WARRANT, GUARANTEE OR MAKE ANY REPRESENTATIONS REGARDING THE USE, OR THE RESULTS OF THE USE, OF THE SOFTWARE WITH RESPECT TO ITS CORRECTNESS, ACCURACY, RELIABILITY, CURRENTNESS OR OTHERWISE. THE ENTIRE RISK OF USING THE SOFTWARE IS ASSUMED BY YOU. THE OWNER MAKES NO EXPRESS OR IMPLIED WARRANTIES OR CONDITIONS INCLUDING, WITHOUT LIMITATION, THE WARRANTIES OF MERCHANTABILITY OR FITNESS FOR A PARTICULAR PURPOSE WITH RESPECT TO THE SOFTWARE. NO ORAL OR WRITTEN INFORMATION OR ADVICE GIVEN BY THE OWNER, IT'S DISTRIBUTORS, AGENTS OR EMPLOYEES SHALL CREATE A WARRANTY, AND YOU MAY NOT RELY ON ANY SUCH INFORMATION OR ADVICE.

IN NO EVENT SHALL THE OWNER BE LIABLE FOR ANY SPECIAL, INCIDENTAL, INDIRECT OR CONSEQUENTIAL DAMAGES (INCLUDING, WITHOUT LIMITATION, DAMAGES FOR LOSS OF BUSINESS PROFITS, BUSINESS INTERRUPTION, AND THE LOSS OF BUSINESS INFORMATION OR COMPUTER PROGRAMS), EVEN IF THE OWNER OR ANY THE OWNER REPRESENTATIVE HAS BEEN ADVISED OF THE POSSIBILITY OF SUCH DAMAGES. IN ADDITION, IN NO EVENT DOES THE OWNER AUTHORIZE YOU TO USE THE SOFTWARE IN SITUATIONS WHERE FAILURE OF THE SOFTWARE TO PERFORM CAN REASONABLY BE EXPECTED TO RESULT IN A PHYSICAL INJURY, OR IN LOSS OF LIFE. ANY SUCH USE BY YOU IS ENTIRELY AT YOUR OWN RISK, AND YOU AGREE TO HOLD THE OWNER HARMLESS FROM ANY CLAIMS OR LOSSES RELATING TO SUCH UNAUTHORIZED USE.

e) End of terms and conditions: All rights of any kind in the Software which are not expressly granted in this Agreement are entirely and exclusively reserved to and by the Owner.

Risk Disclaimer

Currency pairs, Futures, Stocks and Options trading involves substantial risk of loss and is not suitable for every investor. The valuation of currency pairs, futures, stocks and options may fluctuate, and, as a result, traders may lose more than their original investment. The impact of seasonal and geopolitical events is already factored into market prices. The highly leveraged nature of currency pairs trading means that small market movements will have a great impact on your trading account and this can work against you, leading to large losses or can work for you, leading to large gains.

If the market moves against you, you may sustain a total loss greater than the amount you deposited into your account. You are responsible for all the risks and financial resources you use and for the chosen trading system. You should not engage in trading unless you fully understand the nature of the transactions you are entering into and the extent of your exposure to loss. If you do not fully understand these risks you must seek independent advice from your financial advisor.

All trading strategies are used at your own risk.

Any content provided by the [owner](#) of this software ("THE OWNER") should not be relied upon as advice or construed as providing recommendations of any kind. It is your responsibility to confirm and decide which trades to make. Trade only with risk capital; that is, trade with money that, if lost, will not adversely impact your lifestyle and your ability to meet your financial obligations. Past results are no indication of future performance. In no event should the content of this software be construed as an express or implied promise or guarantee.

The Owner is not responsible for any losses incurred as a result of using of his software. Loss-limiting strategies such as stop loss orders may not be effective because market conditions or technological issues may make it impossible to execute such orders. Likewise, strategies using combinations of options and/or futures positions such as "spread" or "straddle" trades may be just as risky as simple long and short positions. Information provided by the Owner is intended solely for informational purposes and is obtained from sources believed to be reliable. Information is in no way guaranteed. No guarantee of any kind is implied or possible where projections of future conditions are attempted.

None of the content published by the Owner constitutes a recommendation that any particular security, portfolio of securities, transaction or investment strategy is suitable for any specific person.

Preface

JF Framework (JFF) is robust, fully configurable and platform independent (MT4/5) framework for developing Expert Advisors (EA).

The main aim of this User Guide is to help as a Quick Start using Expert Advisors (EA) that have been developed based on the JF Framework (JFF).

Table of Contents

1	A quick start	6
1.1	Download the software	6
1.2	Unpack an archive file	6
1.3	Deploy the files	7
1.4	Update XML configuration file	7
1.5	Put EA onto a chart	8
1.6	Take a look at log file	8
1.7	A troubleshooting of a quick start	9
2	Installation	9
2.1	Basic installation	9
2.2	Important folders in MT4	9
2.2.1	\MQL4\Experts.....	10
2.2.2	\MQL4\Indicators.....	10
2.2.3	\MQL4\Files	10
2.2.4	\Terminal\Common\Files.....	11
2.3	Important folders in MT5	11
2.3.1	\MQL5\Experts.....	12
2.3.2	\MQL5\Indicators.....	12
2.3.3	\MQL5\Files	12
2.3.4	\Terminal\Common\Files.....	12
3	Configuration	12
3.1	Notepad++	12
3.2	Structure of the XML config file	12
3.2.1	Get familiar with it	12
3.2.2	Root Node - <JFFramework>.....	13
3.2.3	Trading strategy node - <TradingStrategy>	13
3.2.4	Strategy event - <STRATEGY_EVENT_NEW_BAR> node.....	15
3.2.5	Strategy parameters - <STRATEGY_PARAMETERS> node.....	15
4	A troubleshooting	15
4.1	Something has gone bad.....	16
4.2	XML config file does not exist	16
4.3	XML config file is corrupted	17


4.4	Missing <TradingStrategy> node	18
4.5	Bad Document Root node.....	19
4.6	Bad symbol name - the only one in XML config.....	20
4.7	Bad symbol name/names	22
4.8	Two or more EAs are using the same Magic Number (so, the same XML config file)	23

1 A quick start

I won't complicate things from the beginning. The main aim is to provide "A Quick Start". So, please, simply follow the next few steps.

1.1 Download the software

Please follow [this link](#) for example.

 **Joeef**

Oct 17, 10:29am (27 hr ago) Edited Oct 17, 11:11am [Quote](#) [Cleanup](#) [Post 60](#)

[Quoting MoneyZilla](#)

To filter the wrong buy signals in a sell movement, you guys can set an offset from both buy and sell signals. Thus, you might end up with at least 50% proper signals filtering and up to 90% totally wrong signals filtering. I will give you an example. In a sell trend you get 11 sell and 10 buy signals. If you offset both with 30 pips. One cancels the other. Only the real sell ones will do trigger (not all 11 sells, maybe just 5-6 max out of 11) plus 1 or 2 of the fake buy ones (instead of 10 buys, in the example). This will give you entirely different perspective in trading. This is just a regular offset of a signal. There is a far more advanced offset. I call it a smart offset. Once starting with the regular offset, I hope you can figure out the next step in the offset evolution. You just need to practice the standard offset first and maybe, at some point in time, you can see the smart one? 🤖

[Quoting MoneyZilla](#)

{quote} Last post from me here. [Here](#) is a visual example of what i mean. Those signals in the red squares are being filtered and from a negative pips game on the first image, turns into a strategy with a positive pips game, thanks to the offset. Trading becomes quite different then... There are various levels of filters. This is just level 1 - the basic level. I strongly recommend you to take this journey... 😊


I've developed "B" version. I hope no one get confused.


Buy stop or Sell stop pending order with appropriate offset will be placed. You can enter **BuyOffsetPoints** and **SellOffsetPoints**. When you leave **CloseAtOppositeSignal** at false (default value) **position** will be closed by the new **opposite position**. Otherwise by the new opposite signal.

A new Buy stop pending order will delete the last Sell stop pending order and vice versa.

This is a "B" variant of Frama Ribbon EA. Anyway, you could use any other EA based on JF Framework (JFF).

Attached Files

 [JFFramaRibbonB_v1.00_MT4.rar](#) 268 KB | 22 downloads

 [JFFramaRibbonB_v1.00_MT4.zip](#) 268 KB | 7 downloads








Nostalgia for the future

1.2 Unpack an archive file


You can use either archive type (*.rar or *.zip) you like. They both have the same contents so it's not necessary to unpack both.

C:\Users\Jofta\Downloads\JFFramaRibbonB_v1.00_MT4.zip\

File Edit View Favorites Tools Help

Add Extract Test Copy Move Delete Info

 C:\Users\Jofta\Downloads\JFFramaRibbonB_v1.00_MT4.zip\

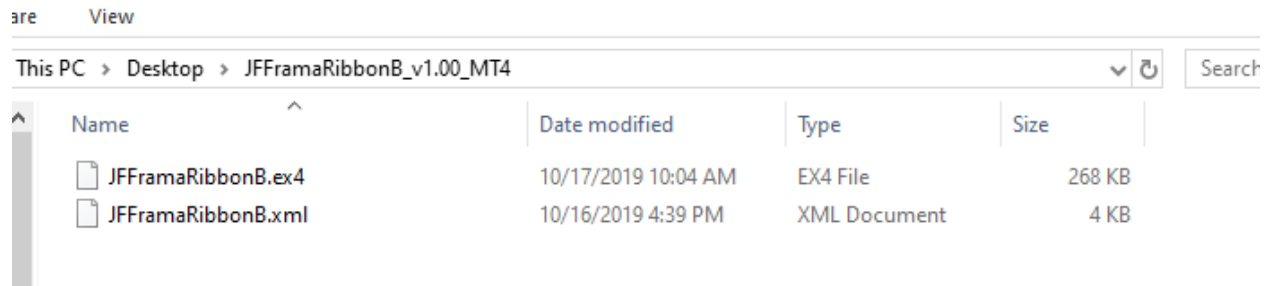
Name	Size	Packed Size	Modified	Created	Accessed	Attributes	Encrypted	Comment
JFFramaRibbonB_v1.00_MT4	277 390	274 115	2019-10-17 10:12	2019-10-17 10:11	2019-10-17 10:12	D	-	

1 / 1 object(s) selected 277 390 277 390 2019-10-17 10:12:23

You can see two files:

JFFramaRibbonB.ex4 – MT4 Expert Advisor (EA)

JFFramaRibbonB.xml – XML configuration file (XML config)



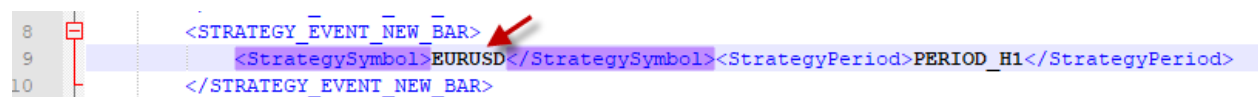
1.3 Deploy the files

- There is only MT4 version of that EA: JFFramaRibbonB.ex4.
 - put it into: **\MQL4\Experts** folder.
- Configuration XML file: JFFramaRibbonB.xml.
 - put it into: **\Terminal\Common\Files** folder.
- You will need indicator file: frama ribbon 1.1 (arrows).ex4. Download it from [this link](#).
 - put it into: **\MQL4\Indicators** folder.

💡 How to find all required folders? This user guide will help you: [Important folders in MT4](#)

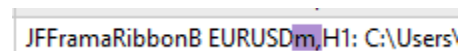
1.4 Update XML configuration file

In most cases you will not need to change XML config (for the first quick start). By default, uses only one symbol: EURUSD, and one time frame: H1 (in shipped compressed archive file).



If your broker is using this symbol don't change your XML configuration.

Sometimes brokers add suffixes to symbol names. For example:



In this case open in MS Windows Notepad (for now) JFFramaRibbonB.xml file and add “m” suffix into symbol name:


```

8      <STRATEGY_EVENT_NEW_BAR>
9      <StrategySymbol>EURUSDm</StrategySymbol><StrategyPeriod>PERIOD_H1</StrategyPeriod>
10     </STRATEGY_EVENT_NEW_BAR>
11     <!--

```

Please be careful. Don't edit anything else.

Don't forget to save XML config file.

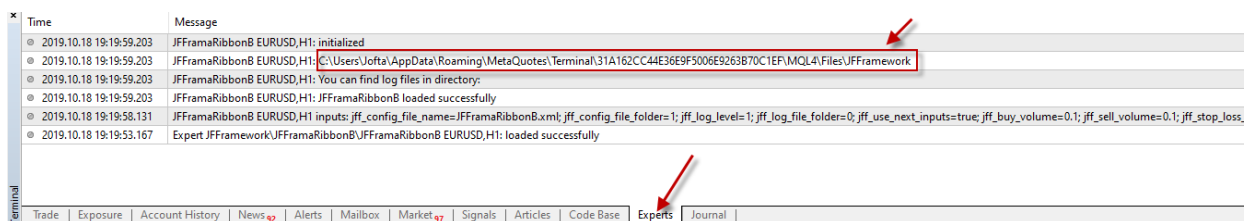
1.5 Put EA onto a chart

Open new EURUSD Chart with H1 time frame. Apply JFRamaRibbon EA to this chart.



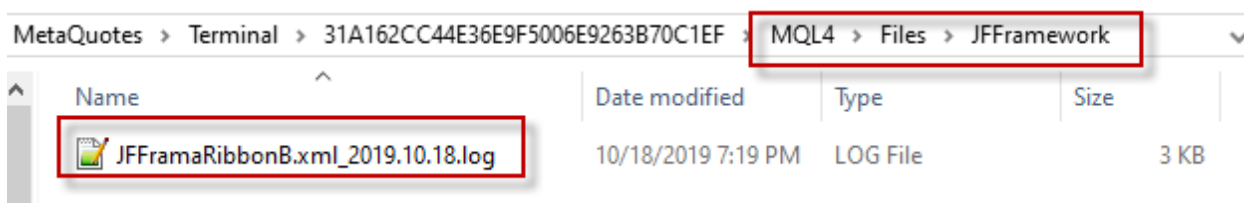
Take a look at Experts tab of your MT4 terminal. You can see:

- JFRamaRibbonB loaded successfully.
- The path into log file/files located in \MQL4\Files\JFFramework directory.



1.6 Take a look at log file

Open log file from the above path:



Use MS Windows Notepad (for now). I'm using [Notepad++](#).

```

1 2019.10.18 19:19:59, INFO: ***** (JFTradingStrategyDispatcher.mqh; Line: 107)
2 2019.10.18 19:19:59, INFO: JFFramework, version:1.10 (JFTradingStrategyDispatcher.mqh; Line: 108)
3 2019.10.18 19:19:59, INFO: EA:JFFramaRibbonB, version:1.00 (JFTradingStrategyDispatcher.mqh; Line: 109)
4 2019.10.18 19:19:59, INFO: Terminal name: FXPro - MetaTrader 4 (JFTradingStrategyDispatcher.mqh; Line: 110)
5 2019.10.18 19:19:59, INFO: The client terminal build number: 1220 (JFTradingStrategyDispatcher.mqh; Line: 111)
6 2019.10.18 19:19:59, INFO: Permission to trade: true (JFTradingStrategyDispatcher.mqh; Line: 113)
7 2019.10.18 19:19:59, INFO: ----- (JFTradingStrategyDispatcher.mqh; Line: 116)
8 2019.10.18 19:19:59, INFO: strategySymbol:EURUSD, strategyPeriod:PERIOD_H1, Strategy symbol/period have been added. (JFTradingStrategy.mqh; Line: 287)
9 2019.10.18 19:19:59, INFO: strategyMagicNumber:555020, timeStart:00:00, timeEnd:23:59, dayOfWeek:DAY_OF_WEEK_ALL_DAYS, strategyState:STRATEGY_STATE_BUY_SELL, Strat
10 2019.10.18 19:19:59, INFO: strategySymbol:EURUSD, Strategy symbol has been added. (JFTradingStrategy.mqh; Line: 218)
11 2019.10.18 19:19:59, INFO: InitialValues: (JFFramaRibbonB.mqh; Line: 419)
12 2019.10.18 19:19:59, INFO: BuyVolume:0.100000, SellVolume:0.100000, StopLossPoints:0, TakeProfitPoints:0 (JFFramaRibbonB.mqh; Line: 420)
13 2019.10.18 19:19:59, INFO: BuyOffsetPoints:100, SellOffsetPoints:100, CloseAtOppositeSignal:false (JFFramaRibbonB.mqh; Line: 422)
14 2019.10.18 19:19:59, INFO: FramaRibbon: (JFFramaRibbonB.mqh; Line: 426)
15 2019.10.18 19:19:59, INFO: TimeFrame:PERIOD_H1, FramaPeriod:34, FramaMultiplier:4.600000 (JFFramaRibbonB.mqh; Line: 427)
16 2019.10.18 19:19:59, INFO: SignalMultiplier:2.000000, PRICE_CLOSE:PRICE_CLOSE, Interpolate:true (JFFramaRibbonB.mqh; Line: 429)
17 2019.10.18 19:19:59, INFO: StrategyMagicNumber:555020, StrategyName:Frama Ribbon B strategy, The strategy has been added. (JFTradingStrategyDispatcher.mqh; Line: 1
18 2019.10.18 19:19:59, INFO: INIT_SUCCEEDED (JFTradingStrategyDispatcher.mqh; Line: 387)
19

```

💡 How to find all required folders? This user guide will help you: [Important folders in MT4](#)

1.7 A troubleshooting of a quick start

If you cannot see “JFFramaRibbonB loaded successfully” and “INIT_SUCCEEDED” something has gone wrong. This user guide will help you: [A troubleshooting](#)

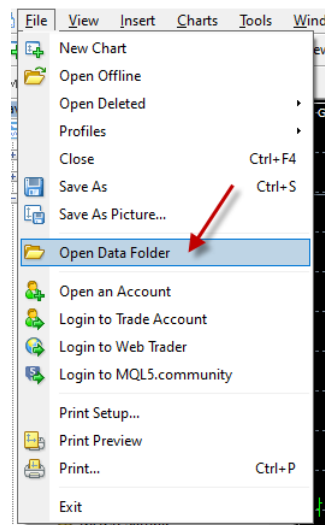
2 Installation

2.1 Basic installation

For basic installation you can start here: [A quick start](#)

2.2 Important folders in MT4

In MT4 terminal window follow commands: File → Open Data Folder



are View

AppData > Roaming > MetaQuotes > Terminal > 31A162CC44E36E9F5006E9263B70C1EF >

Name	Date modified	Type	Size
config	2/22/2019 11:09 AM	File folder	
history	12/6/2017 9:44 AM	File folder	
logs	10/18/2019 2:56 PM	File folder	
✓ MQL4	1/25/2019 12:59 PM	File folder	
profiles	10/18/2019 3:34 PM	File folder	
✓ templates	6/22/2019 1:32 PM	File folder	
tester	10/18/2019 5:07 PM	File folder	
origin.txt	12/6/2017 9:42 AM	TXT File	1 KB

From here you can follow to:

2.2.1 \MQL4\Experts

Roaming > MetaQuotes > Terminal > 31A162CC44E36E9F5006E9263B70C1EF > **MQL4 > Experts**

Name	Date modified	Type	Size
✓ JFFramework	10/16/2019 1:09 PM	File folder	
✓ JFFrameworkTests	9/23/2019 4:25 PM	File folder	
Market	10/10/2019 1:38 PM	File folder	

2.2.2 \MQL4\Indicators

Roaming > MetaQuotes > Terminal > 31A162CC44E36E9F5006E9263B70C1EF > **MQL4 > Indicators**

Name	Date modified	Type	Size
Examples	12/6/2017 9:42 AM	File folder	

2.2.3 \MQL4\Files

ming > MetaQuotes > Terminal > 31A162CC44E36E9F5006E9263B70C1EF > **MQL4 > Files**

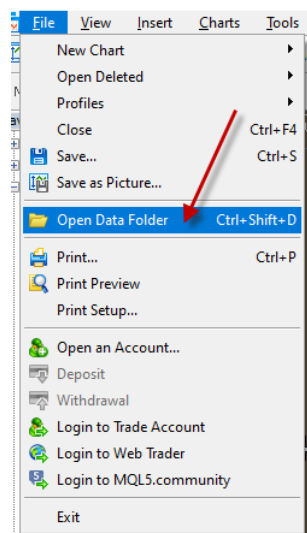
Name	Date modified	Type
ExportToCSV	8/18/2019 11:45 PM	File folder
JFFramework	10/18/2019 5:13 PM	File folder

2.2.4 \Terminal\Common\Files

Users > Jofta > AppData > Roaming > MetaQuotes > Terminal > Common > Files				
Name	Date modified	Type	Size	
EconomicEventsDataBases	2/23/2019 8:39 AM	File folder		
JFFramework	10/2/2019 9:24 AM	File folder		
Logs	8/28/2019 7:26 PM	File folder		

2.3 Important folders in MT5


In MT5 terminal window follow commands: File → Open Data Folder





AppData > Roaming > MetaQuotes > Terminal > B7588FE3AE4EB41B62CE707412394B4B >				
Name	Date modified	Type	Size	
bases	6/23/2019 7:41 AM	File folder		
config	1/21/2019 1:29 PM	File folder		
logs	10/18/2019 12:27 AM	File folder		
MQL5	3/19/2019 4:16 AM	File folder		
profiles	12/6/2017 11:58 AM	File folder		
Tester	3/26/2019 1:43 PM	File folder		
origin.txt	12/6/2017 11:58 AM	TXT File	1 KB	

From here you can follow to:


2.3.1 \MQL5\Experts

Roaming > MetaQuotes > Terminal > B7588FE3AEEEB41B62CE707412394B4B > MQL5 > Experts				
^	Name	Date modified	Type	Size
	 Advisors	12/6/2017 11:58 AM	File folder	



2.3.2 \MQL5\Indicators

MetaQuotes > Terminal > B7588FE3AEEEB41B62CE707412394B4B > MQL5 > Indicators				
^	Name	Date modified	Type	
	 Downloads	8/9/2019 8:09 AM	File folder	
	 Examples	12/6/2017 11:59 AM	File folder	

2.3.3 \MQL5\Files

Roaming > MetaQuotes > Terminal > B7588FE3AEEEB41B62CE707412394B4B > MQL5 > Files				
^	Name	Date modified	Type	Si
	 JFFramework	10/7/2019 6:50 PM	File folder	

2.3.4 \Terminal\Common\Files

Users > Jofta > AppData > Roaming > MetaQuotes > Terminal > Common > Files				
^	Name	Date modified	Type	Size
	 EconomicEventsDataBases	2/23/2019 8:39 AM	File folder	
	 JFFramework	10/2/2019 9:24 AM	File folder	

3 Configuration

3.1 Notepad++

This is not an advertisement. I'm using free [Notepad++](#) for editing XML config files and for showing log files. My life is much easier using Notepad++ than using plain Notepad that comes in Windows OS.

3.2 Structure of the XML config file

3.2.1 Get familiar with it

Take a time to familiarize yourself with the layout of XML file. Open XML config file. Try to collapse/expand nodes. Take a look at highlighted syntax.

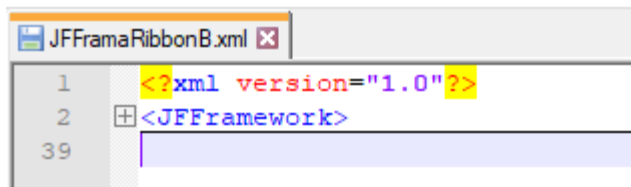
```

1  <?xml version="1.0"?>
2  <JFFramework>
3    <TradingStrategy ClassName="CJFFramaRibbonB" MagicNumber="555020" Name="Frama Ribbon B strategy">
4      <STRATEGY_EVENT_NEW_TICK>
5      <STRATEGY_EVENT_NEW_BAR>
6        <StrategySymbol>EURUSD</StrategySymbol><StrategyPeriod>PERIOD_H1</StrategyPeriod>
7        <StrategySymbol>GBPUSD</StrategySymbol><StrategyPeriod>PERIOD_H1</StrategyPeriod>
8        <StrategySymbol>USDJPY</StrategySymbol><StrategyPeriod>PERIOD_H1</StrategyPeriod>
9      </STRATEGY_EVENT_NEW_BAR>
10     <!--
11     <!--
12     <!--
13     <!--
14     <!--
15     <!--
16     <!--
17     <!--
18     <!--
19     <!--
20     <STRATEGY_STATES>
21     <STRATEGY_MONEY_MANAGEMENT>
22     <STRATEGY_POSITION_MANAGEMENT>
23     <STRATEGY_PARAMETERS>
24       <InitialValues BuyVolume="0.1" SellVolume="0.1" StopLossPoints="0" TakeProfitPoints="0"
25       BuyOffsetPoints="100" SellOffsetPoints="100" CloseAtOppositeSignal="false"></InitialValues>
26       <FramaRibbon TimeFrame="PERIOD_H1" FramaPeriod="34" FramaMultiplier="4.6" SignalMultiplier="2.0" FramaPrice="PRICE_CLOSE" Interpolate="true"></FramaRibbon>
27     </STRATEGY_PARAMETERS>
28   </TradingStrategy>
29 </JFFramework>
30

```

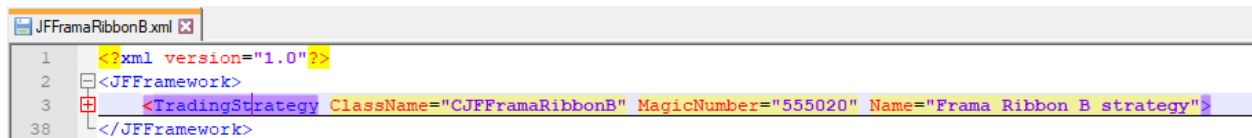
3.2.2 Root Node - <JFFramework>

You can collapse config at the top most level.

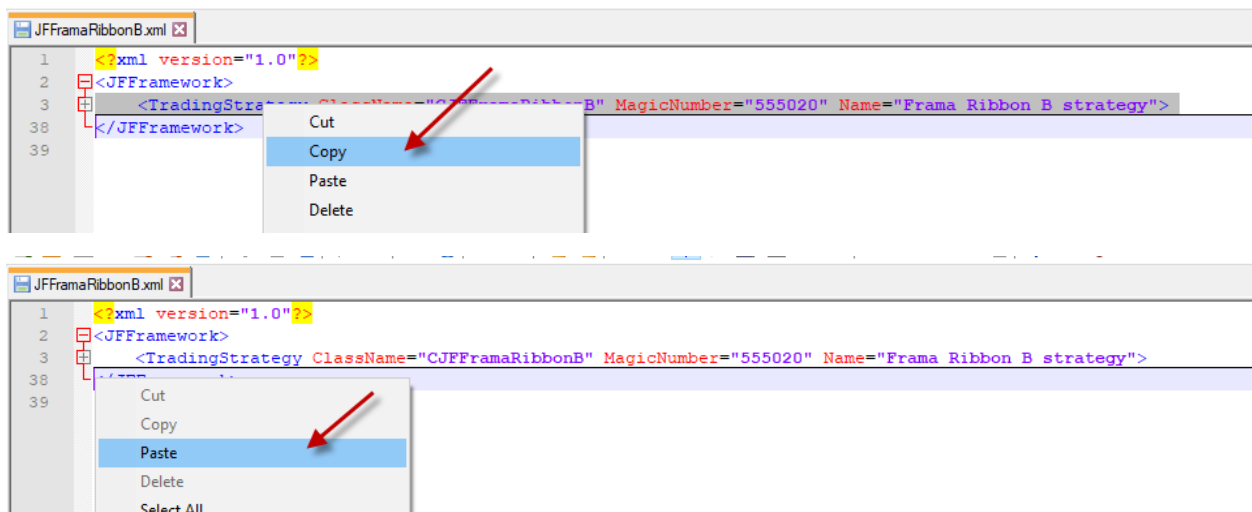


3.2.3 Trading strategy node - <TradingStrategy>

You need at least one Trading strategy.



However, you can have as many Trading strategies as you want. Simply select, copy and paste your existing Trading strategy node.



```
JFFramaRibbonB.xml
1 <?xml version="1.0"?>
2 <JFFramework>
3   <TradingStrategy ClassName="CJFFramaRibbonB" MagicNumber="555020" Name="Frama Ribbon B strategy">
38   <TradingStrategy ClassName="CJFFramaRibbonB" MagicNumber="555030" Name="Frama Ribbon BB strategy">
73 </JFFramework>
74
```

Be sure you provide unique Magic Number.

In few seconds you can create another set of parameters.

```
1 <?xml version="1.0"?>
2 <JFFramework>
3   <TradingStrategy ClassName="CJFFramaRibbonB" MagicNumber="555020" Name="Frama Ribbon B strategy">
4     <STRATEGY_EVENT_NEW_TICK>
5     <STRATEGY_EVENT_NEW_BAR>
6       <StrategySymbol>EURUSD</StrategySymbol><StrategyPeriod>PERIOD_H1</StrategyPeriod>
7       <StrategySymbol>GBPUSD</StrategySymbol><StrategyPeriod>PERIOD_H1</StrategyPeriod>
8       <StrategySymbol>USDJPY</StrategySymbol><StrategyPeriod>PERIOD_H1</StrategyPeriod>
9     </STRATEGY_EVENT_NEW_BAR>
10    <!--
11    <STRATEGY_STATES>
12    <STRATEGY MONEY MANAGEMENT>
13    <STRATEGY POSITION MANAGEMENT>
14    <STRATEGY PARAMETERS>
15      <InitialValues BuyVolume="0.1" SellVolume="0.1" StopLossPoints="0" TakeProfitPoints="0"
16      BuyOffsetPoints="100" SellOffsetPoints="100" CloseAtOppositeSignal="false"></InitialValues>
17      <FramaRibbon TimeFrame="PERIOD_H1" FramaPeriod="34" FramaMultiplier="4.6" SignalMultiplier="2.0" FramaPrice="PRICE_CLOSE" Interpol:
18    </STRATEGY_PARAMETERS>
19    </TradingStrategy>
20   <TradingStrategy ClassName="CJFFramaRibbonB" MagicNumber="555030" Name="Frama Ribbon BB strategy">
21     <STRATEGY_EVENT_NEW_TICK>
22     <STRATEGY_EVENT_NEW_BAR>
23       <StrategySymbol>EURUSD</StrategySymbol><StrategyPeriod>PERIOD_H1</StrategyPeriod>
24       <StrategySymbol>GBPUSD</StrategySymbol><StrategyPeriod>PERIOD_H1</StrategyPeriod>
25       <StrategySymbol>USDJPY</StrategySymbol><StrategyPeriod>PERIOD_H1</StrategyPeriod>
26     </STRATEGY_EVENT_NEW_BAR>
27    <!--
28    <STRATEGY_STATES>
29    <STRATEGY MONEY MANAGEMENT>
30    <STRATEGY POSITION MANAGEMENT>
31    <STRATEGY PARAMETERS>
32      <InitialValues BuyVolume="0.1" SellVolume="0.1" StopLossPoints="300" TakeProfitPoints="400"
33      BuyOffsetPoints="100" SellOffsetPoints="100" CloseAtOppositeSignal="false"></InitialValues>
34      <FramaRibbon TimeFrame="PERIOD_H1" FramaPeriod="50" FramaMultiplier="3.2" SignalMultiplier="1.0" FramaPrice="PRICE_CLOSE" Interpol:
35    </STRATEGY_PARAMETERS>
36    </TradingStrategy>
37 </JFFramework>
```

💡 Please take your time and thoroughly take a look at above screenshot.

It took only 15 seconds to create this configuration.

```
1 2019.10.19 15:04:00, INFO: ***** (JFTradingStrategyDispatcher.mqh; Line: 107)
2 2019.10.19 15:04:00, INFO: JFFramework, version:1.11 (JFTradingStrategyDispatcher.mqh; Line: 108)
3 2019.10.19 15:04:00, INFO: EA:JFFramaRibbonB, version:1.00 (JFTradingStrategyDispatcher.mqh; Line: 109)
4 2019.10.19 15:04:00, INFO: Terminal name: FxPro - MetaTrader 4 (JFTradingStrategyDispatcher.mqh; Line: 110)
5 2019.10.19 15:04:00, INFO: The client terminal build number: 1220 (JFTradingStrategyDispatcher.mqh; Line: 111)
6 2019.10.19 15:04:00, INFO: Permission to trade: true (JFTradingStrategyDispatcher.mqh; Line: 113)
7 2019.10.19 15:04:00, INFO: ***** (JFTradingStrategyDispatcher.mqh; Line: 116)
8 2019.10.19 15:04:00, INFO: strategySymbol:EURUSD, strategyPeriod:PERIOD_H1, Strategy symbol/period have been added. (JFTradingStrategy.mqh; Line: 287)
9 2019.10.19 15:04:00, INFO: strategySymbol:GBPUSD, strategyPeriod:PERIOD_H1, Strategy symbol/period have been added. (JFTradingStrategy.mqh; Line: 287)
10 2019.10.19 15:04:00, INFO: strategySymbol:USDJPY, strategyPeriod:PERIOD_H1, Strategy symbol/period have been added. (JFTradingStrategy.mqh; Line: 287)
11 2019.10.19 15:04:00, INFO: StrategyMagicNumber:555020, timeStart:00:00, timeEnd:23:59, dayOfWeek:DAY_OF_WEEK_ALL_DAYS, strategyState:STRATEGY_STATE_BUY_SELL, Stra
12 2019.10.19 15:04:00, INFO: strategySymbol:USDJPY, Strategy symbol has been added. (JFTradingStrategy.mqh; Line: 218)
13 2019.10.19 15:04:00, INFO: strategySymbol:GBPUSD, Strategy symbol has been added. (JFTradingStrategy.mqh; Line: 218)
14 2019.10.19 15:04:00, INFO: strategySymbol:EURUSD, Strategy symbol has been added. (JFTradingStrategy.mqh; Line: 218)
15 2019.10.19 15:04:00, INFO: InitialValues: (JFFramaRibbonB.mqh; Line: 419)
16 2019.10.19 15:04:00, INFO: BuyVolume:0.100000, SellVolume:0.100000, StopLossPoints:0, TakeProfitPoints:0 (JFFramaRibbonB.mqh; Line: 420)
17 2019.10.19 15:04:00, INFO: BuyOffsetPoints:100, SellOffsetPoints:100, CloseAtOppositeSignal:false (JFFramaRibbonB.mqh; Line: 422)
18 2019.10.19 15:04:00, INFO: FramaRibbon: (JFFramaRibbonB.mqh; Line: 426)
19 2019.10.19 15:04:00, INFO: TimeFrame:PERIOD_H1, FramaPeriod:34, FramaMultiplier:4.600000 (JFFramaRibbonB.mqh; Line: 427)
20 2019.10.19 15:04:00, INFO: SignalMultiplier:2.000000, PRICE_CLOSE:PRICE_CLOSE, Interpolate:true (JFFramaRibbonB.mqh; Line: 429)
21 2019.10.19 15:04:00, INFO: StrategyMagicNumber:555020, StrategyName:Frama Ribbon B strategy, The strategy has been added. (JFTradingStrategyDispatcher.mqh; Line:
22 2019.10.19 15:04:00, INFO: strategySymbol:EURUSD, strategyPeriod:PERIOD_H1, Strategy symbol/period have been added. (JFTradingStrategy.mqh; Line: 287)
23 2019.10.19 15:04:00, INFO: strategySymbol:GBPUSD, strategyPeriod:PERIOD_H1, Strategy symbol/period have been added. (JFTradingStrategy.mqh; Line: 287)
24 2019.10.19 15:04:00, INFO: strategySymbol:USDJPY, strategyPeriod:PERIOD_H1, Strategy symbol/period have been added. (JFTradingStrategy.mqh; Line: 287)
25 2019.10.19 15:04:00, INFO: StrategyMagicNumber:555030, timeStart:00:00, timeEnd:23:59, dayOfWeek:DAY_OF_WEEK_ALL_DAYS, strategyState:STRATEGY_STATE_BUY_SELL, Stra
26 2019.10.19 15:04:00, INFO: strategySymbol:USDJPY, Strategy symbol has been added. (JFTradingStrategy.mqh; Line: 218)
27 2019.10.19 15:04:00, INFO: strategySymbol:GBPUSD, Strategy symbol has been added. (JFTradingStrategy.mqh; Line: 218)
28 2019.10.19 15:04:00, INFO: strategySymbol:EURUSD, Strategy symbol has been added. (JFTradingStrategy.mqh; Line: 218)
29 2019.10.19 15:04:00, INFO: InitialValues: (JFFramaRibbonB.mqh; Line: 419)
30 2019.10.19 15:04:00, INFO: BuyVolume:0.100000, SellVolume:0.100000, StopLossPoints:0, TakeProfitPoints:0 (JFFramaRibbonB.mqh; Line: 420)
31 2019.10.19 15:04:00, INFO: BuyOffsetPoints:100, SellOffsetPoints:100, CloseAtOppositeSignal:false (JFFramaRibbonB.mqh; Line: 422)
32 2019.10.19 15:04:00, INFO: FramaRibbon: (JFFramaRibbonB.mqh; Line: 426)
33 2019.10.19 15:04:00, INFO: TimeFrame:PERIOD_H1, FramaPeriod:50, FramaMultiplier:3.200000 (JFFramaRibbonB.mqh; Line: 427)
34 2019.10.19 15:04:00, INFO: SignalMultiplier:2.000000, PRICE_CLOSE:PRICE_CLOSE, Interpolate:true (JFFramaRibbonB.mqh; Line: 429)
35 2019.10.19 15:04:00, INFO: StrategyMagicNumber:555030, StrategyName:Frama Ribbon BB strategy, The strategy has been added. (JFTradingStrategyDispatcher.mqh; Line:
36 2019.10.19 15:04:00, INFO: INIT_SUCCEEDED (JFTradingStrategyDispatcher.mqh; Line: 387)
```

3.2.4 Strategy event - <STRATEGY_EVENT_NEW_BAR> node

Here you can configure used Symbols and Periods. By sure your spelling is correct. Check it in log file.

```
8 <STRATEGY_EVENT_NEW_BAR>
9   <StrategySymbol>EURUSD</StrategySymbol><StrategyPeriod>PERIOD_H1</StrategyPeriod>
10  <StrategySymbol>GBPUSD</StrategySymbol><StrategyPeriod>PERIOD_H1</StrategyPeriod>
11  <StrategySymbol>USDJPY</StrategySymbol><StrategyPeriod>PERIOD_H1</StrategyPeriod>
12 </STRATEGY_EVENT_NEW_BAR>
```

```
8 2019.10.19 15:16:49, INFO: strategySymbol:EURUSD, strategyPeriod:PERIOD_H1, Strategy symbol/period have been added.
9 2019.10.19 15:16:49, INFO: strategySymbol:GBPUSD, strategyPeriod:PERIOD_H1, Strategy symbol/period have been added.
0 2019.10.19 15:16:49, INFO: strategySymbol:USDJPY, strategyPeriod:PERIOD_H1, Strategy symbol/period have been added.
```

3.2.5 Strategy parameters - <STRATEGY_PARAMETERS> node

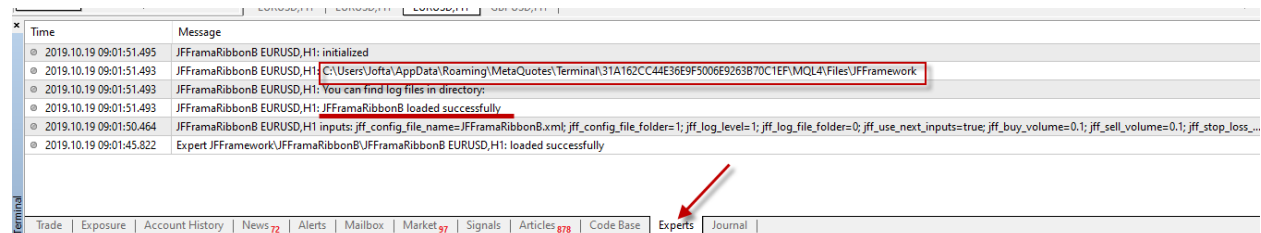
Here you can configure specific parameters of that EA. Check it in log file again.

```
32 <STRATEGY_PARAMETERS>
33   <InitialValues BuyVolume="0.1" SellVolume="0.1" StopLossPoints="0" TakeProfitPoints="0"
34   BuyOffsetPoints="100" SellOffsetPoints="100" CloseAtOppositeSignal="false"></InitialValues>
35   <FramaRibbon TimeFrame="PERIOD_H1" FramaPeriod="34" FramaMultiplier="4.6" SignalMultiplier="2.0" FramaPrice="PRICE_CLOSE" Interpolate="true"></FramaR
36 </STRATEGY_PARAMETERS>
```

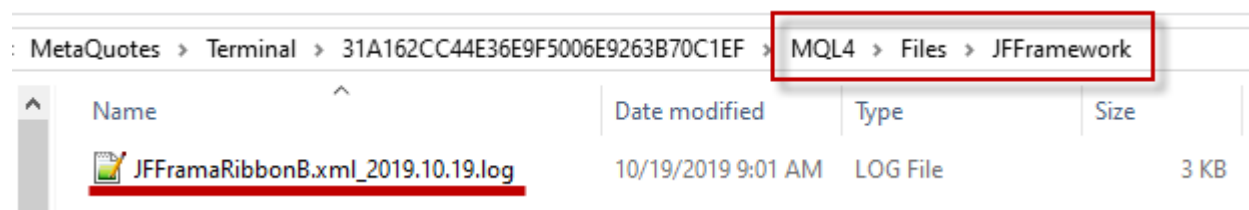
```
InitialValues: (JFFramaRibbonB.mqh; Line: 419)
BuyVolume:0.100000, SellVolume:0.100000, StopLossPoints:0, TakeProfitPoints:0 (JFFramaRibbonB.mqh; Line: 420)
BuyOffsetPoints:100, SellOffsetPoints:100, CloseAtOppositeSignal:false (JFFramaRibbonB.mqh; Line: 422)
FramaRibbon: (JFFramaRibbonB.mqh; Line: 426)
TimeFrame:PERIOD_H1, FramaPeriod:34, FramaMultiplier:4.600000 (JFFramaRibbonB.mqh; Line: 427)
SignalMultiplier:2.000000, PRICE_CLOSE:PRICE_CLOSE, Interpolate:true (JFFramaRibbonB.mqh; Line: 429)
```

4 A troubleshooting

After you've put EA onto the chart you should see in Experts tab of your MT4 terminal the path into folder with logs and the sentence: "XYZ loaded successfully"



And if you open that folder with logs you can see log file/files:




```

1 2019.10.19 09:01:51, INFO: ***** (JFTradingStrategyDispatcher.mqh; Line: 107)
2 2019.10.19 09:01:51, INFO: JFFramework, version:1.10 (JFTradingStrategyDispatcher.mqh; Line: 108)
3 2019.10.19 09:01:51, INFO: EA:JFFramaRibbonB, version:1.00 (JFTradingStrategyDispatcher.mqh; Line: 109)
4 2019.10.19 09:01:51, INFO: Terminal name: FXPro - MetaTrader 4 (JFTradingStrategyDispatcher.mqh; Line: 110)
5 2019.10.19 09:01:51, INFO: The client terminal build number: 1220 (JFTradingStrategyDispatcher.mqh; Line: 111)
6 2019.10.19 09:01:51, INFO: Permission to trade: true (JFTradingStrategyDispatcher.mqh; Line: 113)
7 2019.10.19 09:01:51, INFO: ----- (JFTradingStrategyDispatcher.mqh; Line: 116)
8 2019.10.19 09:01:51, INFO: strategySymbol:EURUSD, strategyPeriod:PERIOD_H1, Strategy symbol/period have been added. (JFTradingStrategy.mqh; Line: 287)
9 2019.10.19 09:01:51, INFO: StrategyMagicNumber:555020, timeStart:00:00, timeEnd:23:59, dayOfWeek:DAY_OF_WEEK_ALL_DAYS, strategyState:STRATEGY_STATE_BUY_SELL, Strat
10 2019.10.19 09:01:51, INFO: strategySymbol:EURUSD, Strategy symbol has been added. (JFTradingStrategy.mqh; Line: 218)
11 2019.10.19 09:01:51, INFO: InitialValues: (JFFramaRibbonB.mqh; Line: 419)
12 2019.10.19 09:01:51, INFO: BuyVolume:0.100000, SellVolume:0.100000, StopLossPoints:0, TakeProfitPoints:0 (JFFramaRibbonB.mqh; Line: 420)
13 2019.10.19 09:01:51, INFO: BuyOffsetPoints:100, SellOffsetPoints:100, CloseAtOppositeSignal:false (JFFramaRibbonB.mqh; Line: 422)
14 2019.10.19 09:01:51, INFO: FramaRibbon: (JFFramaRibbonB.mqh; Line: 426)
15 2019.10.19 09:01:51, INFO: TimeFrame:PERIOD_H1, FramaPeriod:34, FramaMultiplier:4.600000 (JFFramaRibbonB.mqh; Line: 427)
16 2019.10.19 09:01:51, INFO: SignalMultiplier:2.000000, PRICE_CLOSE:PRICE_CLOSE, Interpolate:true (JFFramaRibbonB.mqh; Line: 429)
17 2019.10.19 09:01:51, INFO: StrategyMagicNumber:555020, StrategyName:Frama Ribbon B strategy, The strategy has been added. (JFTradingStrategyDispatcher.mqh; Line: 1
18 2019.10.19 09:01:51, INFO: INIT_SUCCEEDED (JFTradingStrategyDispatcher.mqh; Line: 387)
19

```

In log file you need to see starting sequence that has finished with: "INIT_SUCCEEDED".

4.1 Something has gone bad

JFF is checking trading environment and configuration of the EA in starting sequence and you can see the result in Experts tab and in log file too. The first sign that something has gone bad is that JFF removed EA.

Time	Message
2019.10.19 09:21:10.700	Expert JFFramaRibbonB EURUSD,H1: removed
2019.10.19 09:21:10.700	JFFramaRibbonB EURUSD,H1: uninit reason 8
2019.10.19 09:21:10.700	JFFramaRibbonB EURUSD,H1: initialization failed (1)
2019.10.19 09:21:10.684	JFFramaRibbonB EURUSD,H1: C:\Users\Jofra\AppData\Roaming\MetaQuotes\Terminal\31A162CC44E36E9F5006E9263B70C1E\Files\JFFramework\JFFramaRibbonB.xml_2019.10.19.log
2019.10.19 09:21:10.684	JFFramaRibbonB EURUSD,H1: You can find more info in log file
2019.10.19 09:21:10.684	JFFramaRibbonB EURUSD,H1: Initializing of JFFramaRibbonB failed with code 1
2019.10.19 09:21:10.684	JFFramaRibbonB EURUSD,H1: There isn't a valid trading strategy.
2019.10.19 09:21:09.819	JFFramaRibbonB EURUSD,H1 inputs: jff_config_file_name=JFFramaRibbonB.xml; jff_config_file_folders=1; jff_log_level=1; jff_log_file_folder=0; jff_use_next_inputs=true; jff_buy_volumes=0.1; jff_sell_volumes=0.1; jff_stop_loss...
2019.10.19 09:21:08.131	Expert JFFramework\JFFramaRibbonB\JFFramaRibbonB EURUSD,H1: loaded successfully

Now you can see path to exact log file (not folder) and sentence: "Initializing of XYZ failed with code 1".

💡 You need always take a look at that log file.

```

1 2019.10.19 09:47:47, INFO: ***** (JFTradingStrategyDispatcher.mqh; Line: 107)
2 2019.10.19 09:47:47, INFO: JFFramework, version:1.11 (JFTradingStrategyDispatcher.mqh; Line: 108)
3 2019.10.19 09:47:47, INFO: EA:JFFramaRibbonB, version:1.00 (JFTradingStrategyDispatcher.mqh; Line: 109)
4 2019.10.19 09:47:47, INFO: Terminal name: FXPro - MetaTrader 4 (JFTradingStrategyDispatcher.mqh; Line: 110)
5 2019.10.19 09:47:47, INFO: The client terminal build number: 1220 (JFTradingStrategyDispatcher.mqh; Line: 111)
6 2019.10.19 09:47:47, INFO: Permission to trade: true (JFTradingStrategyDispatcher.mqh; Line: 113)
7 2019.10.19 09:47:47, INFO: ----- (JFTradingStrategyDispatcher.mqh; Line: 116)
8 2019.10.19 09:47:47, INFO: StrategyMagicNumber:555020, timeStart:00:00, timeEnd:23:59, dayOfWeek:DAY_OF_WEEK_ALL_DAYS, strategyState:STRATEGY_STATE_BUY_SELL, Str
9 2019.10.19 09:47:47, ERROR: StrategyMagicNumber:555020, StrategyName:Frama Ribbon B strategy, OnInitTradingStrategy() has returned false. (JFTradingStrategyDispa
10 2019.10.19 09:47:47, ERROR: There is no strategy event subscribed in trading strategy there. (JFTradingStrategyDispatcher.mqh; Line: 164)
11 2019.10.19 09:47:47, ERROR: StrategyMagicNumber:555020, StrategyName:Frama Ribbon B strategy, The strategy has NOT been added. (JFTradingStrategyDispatcher.mqh;
12 2019.10.19 09:47:47, FATAL: There isn't a valid trading strategy. (JFTradingStrategyDispatcher.mqh; Line: 397)
13 2019.10.19 09:47:47, FATAL: INIT FAILED (JFTradingStrategyDispatcher.mqh; Line: 398)
14

```

You can see "INIT_FAILED" in log file now.



- Be sure anytime you can see log level "**FATAL**" in your log file EA won't be able to work.
- And in most cases for log level "**ERROR**" EA won't be able to work too.
- Anytime you're reporting that EA isn't working immediately provide the screenshot of Experts tab as you can see above. And provide that log file (mentioned at that screenshot) too.

4.2 XML config file does not exist

Experts tab: "loadXmlFromFile() has returned false"

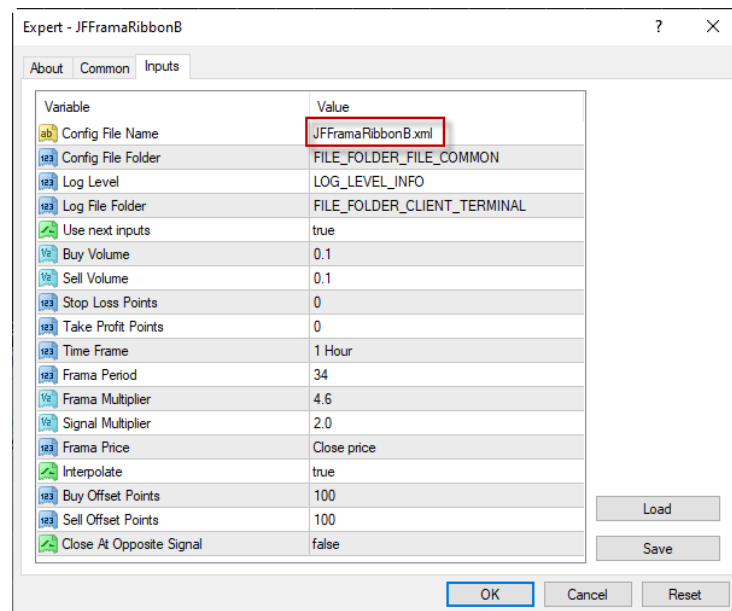
Log file: "ERROR: loadXmlFromFile() has returned false"

Time	Message
2019.10.19 10:21:23.563	Expert JFFramaRibbonB EURUSD,H1: removed
2019.10.19 10:21:23.563	JFFramaRibbonB EURUSD,H1: uninit reason 8
2019.10.19 10:21:23.563	JFFramaRibbonB EURUSD,H1: initialization failed (1)
2019.10.19 10:21:23.557	JFFramaRibbonB EURUSD,H1: C:\Users\Jofta\AppData\Roaming\MetaQuotes\Terminal\31A162CC4E36E9F5006E9263B70C1EF\MQL4\Files\JFFramework\JFFramaRibbonB.xml,2019.10.19.log
2019.10.19 10:21:23.557	JFFramaRibbonB EURUSD,H1: You can find more info in log file:
2019.10.19 10:21:23.557	JFFramaRibbonB EURUSD,H1: Initializing of JFFramaRibbonB failed with code 1
2019.10.19 10:21:23.557	JFFramaRibbonB EURUSD,H1: There isn't a valid trading strategy.
2019.10.19 10:21:23.557	JFFramaRibbonB EURUSD,H1: loadXmlFromFile() has returned false
2019.10.19 10:21:23.557	JFFramaRibbonB EURUSD,H1: *** Error in call of FileOpen() ***
2019.10.19 10:21:22.692	JFFramaRibbonB EURUSD,H1 inputs: jff_config_file_name=JFFramaRibbonB.xml; jff_config_file_folders=1; jff_log_level=1; jff_log_file_folder=0; jff_use_next_inputs=true; jff_buy_volume=0.1; jff_sell_volume=0.1; jff_stop_loss...
2019.10.19 10:21:21.190	Expert JFFramework\JFFramaRibbonB\JFFramaRibbonB EURUSD,H1: loaded successfully

Trade	Exposure	Account History	News	Alerts	Mailbox	Market	Signals	Articles	Code Base	Experts	Journal
1	2019.10.19 10:21:23,	INFO: *****	(JFTradingStrategyDispatcher.mqh; Line: 107)								
2	2019.10.19 10:21:23,	INFO: JFFramework, version:1.11	(JFTradingStrategyDispatcher.mqh; Line: 108)								
3	2019.10.19 10:21:23,	INFO: EA:JFFramaRibbonB, version:1.00	(JFTradingStrategyDispatcher.mqh; Line: 109)								
4	2019.10.19 10:21:23,	INFO: Terminal name: FxPro - MetaTrader 4	(JFTradingStrategyDispatcher.mqh; Line: 110)								
5	2019.10.19 10:21:23,	INFO: The client terminal build number: 1220	(JFTradingStrategyDispatcher.mqh; Line: 111)								
6	2019.10.19 10:21:23,	INFO: Permission to trade: true	(JFTradingStrategyDispatcher.mqh; Line: 113)								
7	2019.10.19 10:21:23,	INFO: -----	(JFTradingStrategyDispatcher.mqh; Line: 116)								
8	2019.10.19 10:21:23,	ERROR: loadXmlFromFile() has returned false	(JFTradingStrategyDispatcher.mqh; Line: 212)								
9	2019.10.19 10:21:23,	FATAL: There isn't a valid trading strategy.	(JFTradingStrategyDispatcher.mqh; Line: 397)								
10	2019.10.19 10:21:23,	FATAL: INIT_FAILED	(JFTradingStrategyDispatcher.mqh; Line: 398)								
11											

Solution:

- Put XML config file into **\Terminal\Common\Files** folder.
- Be sure it's properly named. The proper name you can see/change on the Inputs tab.



4.3 XML config file is corrupted

There is a typo there in <TradingStrategy> tab.

```

1  <?xml version="1.0"?>
2  <JFFramework>
3      <TradingStrategy ClassName="CJFFramaRibbonB" MagicNumber="555020" Name="Frama Ribbon B strategy">
4          <STRATEGY EVENT NEW TICK>
5          <STRATEGY EVENT NEW BAR>
6          <!--
7          <STRATEGY STATES>
8          <STRATEGY MONEY MANAGEMENT>
9          <STRATEGY POSITION MANAGEMENT>
10         <STRATEGY PARAMETERS>
11     </TradingStrategy>
12 </JFFramework>

```

Experts tab: "*** No Close Tag found P:1831 ***"

Log file: "ERROR: loadXmlFromFile() has returned false"

Time	Message
2019.10.19 10:39:09.966	Expert JFFramaRibbonB EURUSD,H1: removed
2019.10.19 10:39:09.966	JFFramaRibbonB EURUSD,H1: uninit reason 8
2019.10.19 10:39:09.966	JFFramaRibbonB EURUSD,H1: initialization failed (1)
2019.10.19 10:39:09.966	JFFramaRibbonB EURUSD,H1: C:\Users\Jofta\AppData\Roaming\MetaQuotes\Terminal\31A162CC44E36E9F5006E9263870C1EF\ML4\Files\JFFramework\JFFramaRibbonB.xml,2019.10.19.log
2019.10.19 10:39:09.966	JFFramaRibbonB EURUSD,H1: You can find more info in log file:
2019.10.19 10:39:09.966	JFFramaRibbonB EURUSD,H1: Initializing of JFFramaRibbonB failed with code 1
2019.10.19 10:39:09.966	JFFramaRibbonB EURUSD,H1: There isn't a valid trading strategy.
2019.10.19 10:39:09.950	JFFramaRibbonB EURUSD,H1: loadXmlFromFile() has returned false
2019.10.19 10:39:09.950	JFFramaRibbonB EURUSD,H1: *** No Close Tag found P:1831 ***
2019.10.19 10:39:09.111	JFFramaRibbonB EURUSD,H1 inputs: jff_config_file_names=JFFramaRibbonB.xml; jff_config_file_folder=1; jff_log_level=1; jff_log_file_folder=0; jff_use_next_inputs=true; jff_buy_volume=0.1; jff_sell_volume=0.1; jff_stop_loss,
2019.10.19 10:39:07.492	Expert JFFramework\JFFramaRibbonB\JFFramaRibbonB EURUSD,H1: loaded successfully

```

1  2019.10.19 10:39:09, INFO: ***** (JFTradingStrategyDispatcher.mqh; Line: 107)
2  2019.10.19 10:39:09, INFO: JFFramework, version:1.11 (JFTradingStrategyDispatcher.mqh; Line: 108)
3  2019.10.19 10:39:09, INFO: EA:JFFramaRibbonB, version:1.00 (JFTradingStrategyDispatcher.mqh; Line: 109)
4  2019.10.19 10:39:09, INFO: Terminal name: FxPro - MetaTrader 4 (JFTradingStrategyDispatcher.mqh; Line: 110)
5  2019.10.19 10:39:09, INFO: The client terminal build number: 1220 (JFTradingStrategyDispatcher.mqh; Line: 111)
6  2019.10.19 10:39:09, INFO: Permission to trade: true (JFTradingStrategyDispatcher.mqh; Line: 113)
7  2019.10.19 10:39:09, INFO: ***** (JFTradingStrategyDispatcher.mqh; Line: 116)
8  2019.10.19 10:39:09, ERROR: loadXmlFromFile() has returned false (JFTradingStrategyDispatcher.mqh; Line: 212)
9  2019.10.19 10:39:09, FATAL: There isn't a valid trading strategy. (JFTradingStrategyDispatcher.mqh; Line: 397)
10 2019.10.19 10:39:09, FATAL: INIT_FAILED (JFTradingStrategyDispatcher.mqh; Line: 398)
11

```

Solution: Correct the typo.

```

1  <?xml version="1.0"?>
2  <JFFramework>
3      <TradingStrategy ClassName="CJFFramaRibbonB" MagicNumber="555020" Name="Frama Ribbon B strategy">
4          <STRATEGY EVENT NEW TICK>
5          <STRATEGY EVENT NEW BAR>
6          <!--
7          <STRATEGY STATES>
8          <STRATEGY MONEY MANAGEMENT>
9          <STRATEGY POSITION MANAGEMENT>
10         <STRATEGY PARAMETERS>
11     </TradingStrategy>
12 </JFFramework>

```

4.4 Missing <TradingStrategy> node

There is no <TradingStrategy> node in config XML file.

```

1  <?xml version="1.0"?>
2  <JFFramework>
3
36 </JFFramework>
37

```

Experts tab: “There isn't a valid trading strategy.”

Log file: “FATAL: There isn't a valid trading strategy.”

Time	Message
2019.10.19 11:22:56.291	Expert JFFramaRibbonB EURUSD,H1: removed
2019.10.19 11:22:56.291	JFFramaRibbonB EURUSD,H1: unitit reason 8
2019.10.19 11:22:56.291	JFFramaRibbonB EURUSD,H1: initialization failed (1)
2019.10.19 11:22:56.291	JFFramaRibbonB EURUSD,H1: C:\Users\Jofta\AppData\Roaming\MetaQuotes\Terminal\31A162CC4E36E9F5006E9263870C1EF\MQL4\Files\JFFramework\JFFramaRibbonB.xml;2019.10.19.log
2019.10.19 11:22:56.291	JFFramaRibbonB EURUSD,H1: You can find more info in log file:
2019.10.19 11:22:56.291	JFFramaRibbonB EURUSD,H1: Initializing of JFFramaRibbonB failed with code 1
2019.10.19 11:22:56.291	JFFramaRibbonB EURUSD,H1: There isn't a valid trading strategy.
2019.10.19 11:22:55.437	JFFramaRibbonB EURUSD,H1 inputs: jff_config_file_name=JFFramaRibbonB.xml; jff_config_file_folder=1; jff_log_level=1; jff_log_file_folder=0; jff_use_next_inputs=true; jff_buy_volume=0.1; jff_sell_volume=0.1; jff_stop_loss,
2019.10.19 11:22:53.771	Expert JFFramework\JFFramaRibbonB\JFFramaRibbonB EURUSD,H1: loaded successfully

Trade | Exposure | Account History | News 65 | Alerts | Mailbox | Market 97 | Signals | Articles 878 | Code Base | **Experts** | Journal

```

1 2019.10.19 11:22:56, INFO: ***** (JFTradingStrategyDispatcher.mqh; Line: 107)
2 2019.10.19 11:22:56, INFO: JFFramework, version:1.11 (JFTradingStrategyDispatcher.mqh; Line: 108)
3 2019.10.19 11:22:56, INFO: EA:JFFramaRibbonB, version:1.00 (JFTradingStrategyDispatcher.mqh; Line: 109)
4 2019.10.19 11:22:56, INFO: Terminal name: FxPro - MetaTrader 4 (JFTradingStrategyDispatcher.mqh; Line: 110)
5 2019.10.19 11:22:56, INFO: The client terminal build number: 1220 (JFTradingStrategyDispatcher.mqh; Line: 111)
6 2019.10.19 11:22:56, INFO: Permission to trade: true (JFTradingStrategyDispatcher.mqh; Line: 113)
7 2019.10.19 11:22:56, INFO: ----- (JFTradingStrategyDispatcher.mqh; Line: 116)
8 2019.10.19 11:22:56, FATAL: There isn't a valid trading strategy. (JFTradingStrategyDispatcher.mqh; Line: 397)
9 2019.10.19 11:22:56, FATAL: INIT FAILED (JFTradingStrategyDispatcher.mqh; Line: 398)
10

```

Solution: Provide at least one <TradingStrategy> node in config XML file.

```

1  <?xml version="1.0"?>
2  <JFFramework>
3    <TradingStrategy ClassName="CJFFramaRibbonB" MagicNumber="555020" Name="Frama Ribbon B strategy">
4      <STRATEGY EVENT NEW TICK>
5
6      <STRATEGY EVENT NEW BAR>
7
8      <!--
9
10     <STRATEGY STATES>
11
12     <STRATEGY MONEY MANAGEMENT>
13
14     <STRATEGY POSITION MANAGEMENT>
15
16     <STRATEGY PARAMETERS>
17
18   </TradingStrategy>
19 </JFFramework>
20

```

4.5 Bad Document Root node.

There is a bad < JFFramework> document root node in config XML file.

```

1  <?xml version="1.0"?>
2  <xJFFramework>
3      <TradingStrategy ClassName="CJFFramaRibbonB" MagicNumber="555020" Name="Frama Ribbon B strategy">
4          <STRATEGY EVENT NEW TICK>
5          <STRATEGY EVENT NEW BAR>
6          <!--
7          <STRATEGY STATES>
8          <STRATEGY MONEY MANAGEMENT>
9          <STRATEGY POSITION MANAGEMENT>
10         <STRATEGY PARAMETERS>
11     </TradingStrategy>
12 </xJFFramework>

```

Experts tab: "Bad Document Root."

Log file: "ERROR: documentRootName:xJFFramework, Bad Document Root."

Time	Message
2019.10.19 11:35:34.582	Expert JFFramaRibbonB EURUSD,H1: removed
2019.10.19 11:35:34.582	JFFramaRibbonB EURUSD,H1: uninit reason 8
2019.10.19 11:35:34.582	JFFramaRibbonB EURUSD,H1: initialization failed (1)
2019.10.19 11:35:34.567	JFFramaRibbonB EURUSD,H1: C:\Users\Jofta\AppData\Roaming\MetaQuotes\Terminal\31A162CC44E36E9F5006E9263B70C1EF\MLQ4\Files\JFFramework\JFFramaRibbonB.xml_2019.10.19.log
2019.10.19 11:35:34.567	JFFramaRibbonB EURUSD,H1: You can find more info in log file:
2019.10.19 11:35:34.567	JFFramaRibbonB EURUSD,H1: Initializing of JFFramaRibbonB failed with code 1
2019.10.19 11:35:34.567	JFFramaRibbonB EURUSD,H1: There isn't a valid trading strategy.
2019.10.19 11:35:34.567	JFFramaRibbonB EURUSD,H1: documentRootName:xJFFramework, Bad Document Root.
2019.10.19 11:35:33.743	JFFramaRibbonB EURUSD,H1 inputs: jff_config_file_names=JFFramaRibbonB.xml; jff_config_file_folders=1; jff_log_level=1; jff_log_file_folders=0; jff_use_next_inputs=true; jff_buy_volume=0.1; jff_sell_volume=0.1; jff_stop_l
2019.10.19 11:35:32.162	Expert JFFramework\JFFramaRibbonB EURUSD,H1: loaded successfully

Solution: Name properly document root node in config XML file.

```

1  <?xml version="1.0"?>
2  <xJFFramework>
3      <TradingStrategy ClassName="CJFFramaRibbonB" MagicNumber="555020" Name="Frama Ribbon B strategy">
4          <STRATEGY EVENT NEW TICK>
5          <STRATEGY EVENT NEW BAR>
6          <!--
7          <STRATEGY STATES>
8          <STRATEGY MONEY MANAGEMENT>
9          <STRATEGY POSITION MANAGEMENT>
10         <STRATEGY PARAMETERS>
11     </TradingStrategy>
12 </xJFFramework>

```

4.6 Bad symbol name - the only one in XML config

You've got only one symbol in XML config and it is bad spelled (or all symbols in your XML config are bad spelled). There is a typo or your broker is using suffixes for example. Sometimes brokers are adding suffixes to symbol names.

```

1  <?xml version="1.0"?>
2  <JFFramework>
3      <TradingStrategy ClassName="CJFFramaRibbonB" MagicNumber="555020" Name="Frama Ribbon B strategy">
4          <STRATEGY_EVENT_NEW_TICK>
5          <STRATEGY_EVENT_NEW_BAR>
6          <StrategySymbol>?EURUSD</StrategySymbol><StrategyPeriod>PERIOD_H1</StrategyPeriod>
7          </STRATEGY_EVENT_NEW_BAR>
8          <!--
9          <STRATEGY_STATES>
10         <STRATEGY MONEY MANAGEMENT>
11         <STRATEGY POSITION MANAGEMENT>
12         <STRATEGY PARAMETERS>
13     </TradingStrategy>
14 </JFFramework>

```

Experts tab: "There isn't a valid trading strategy."

Log file: "ERROR: strategySymbol: ?EURUSD, strategyPeriod: PERIOD_H1, SymbolSelect() has returned false, so strategy symbol/period have NOT been added."

Time	Message
2019.10.19 12:18:42.371	Expert JFFramaRibbonB EURUSD,H1: removed
2019.10.19 12:18:42.371	JFFramaRibbonB EURUSD,H1: uninit reason 8
2019.10.19 12:18:42.371	JFFramaRibbonB EURUSD,H1: initialization failed (1)
2019.10.19 12:18:42.371	JFFramaRibbonB EURUSD,H1: C:\Users\Jofta\AppData\Roaming\MetaQuotes\Terminal\31A162CC4E36E9F5006E9263B70C1EF\MQL4\Files\JFFramework\JFFramaRibbonB.xml,2019.10.19.log
2019.10.19 12:18:42.371	JFFramaRibbonB EURUSD,H1: You can find more info in log file:
2019.10.19 12:18:42.371	JFFramaRibbonB EURUSD,H1: Initializing of JFFramaRibbonB failed with code 1
2019.10.19 12:18:42.371	JFFramaRibbonB EURUSD,H1: There isn't a valid trading strategy.
2019.10.19 12:18:41.515	JFFramaRibbonB EURUSD,H1 inputs: jff_config_file_name=JFFramaRibbonB.xml; jff_config_file_folder=1; jff_log_level=1; jff_log_file_folder=0; jff_use_next_inputs=true; jff_buy_volume=0.1; jff_sell_volume=0.1; jff_stop_loss=
2019.10.19 12:18:39.980	Expert JFFramework\JFFramaRibbonB\JFFramaRibbonB EURUSD,H1: loaded successfully

Trade | Exposure | Account History | News 61 | Alerts | Mailbox | Market 97 | Signals | Articles 878 | Code Base | **Experts** | Journal

```

1  2019.10.19 12:18:42, INFO: ***** (JFTradingStrategyDispatcher.mqh: Line: 107)
2  2019.10.19 12:18:42, INFO: JFFramework, version:1.11 (JFTradingStrategyDispatcher.mqh: Line: 108)
3  2019.10.19 12:18:42, INFO: EA:JFFramaRibbonB, version:1.00 (JFTradingStrategyDispatcher.mqh: Line: 109)
4  2019.10.19 12:18:42, INFO: Terminal name: FXPro - MetaTrader 4 (JFTradingStrategyDispatcher.mqh: Line: 110)
5  2019.10.19 12:18:42, INFO: The client terminal build number: 1220 (JFTradingStrategyDispatcher.mqh: Line: 111)
6  2019.10.19 12:18:42, INFO: Permission to trade: true (JFTradingStrategyDispatcher.mqh: Line: 113)
7  2019.10.19 12:18:42, INFO: ----- (JFTradingStrategyDispatcher.mqh: Line: 116)
8  2019.10.19 12:18:42, ERROR: strategySymbol: ?EURUSD, strategyPeriod: PERIOD_H1, SymbolSelect() has returned false, so strategy symbol/period have NOT been added. (JF
9  2019.10.19 12:18:42, INFO: StrategyMagicNumber:555020, timeStart:00:00, timeEnd:23:59, dayOfWeek:DAY OF WEEK ALL_DAYS, strategyState:STRATEGY_STATE_BUY_SELL, Strat
10 2019.10.19 12:18:42, ERROR: StrategyMagicNumber:555020, StrategyName:Frama Ribbon B strategy, OnInitTradingStrategy() has returned false. (JFTradingStrategyDispatc
11 2019.10.19 12:18:42, ERROR: There is no strategy event subscribed in trading strategy there. (JFTradingStrategyDispatcher.mqh: Line: 164)
12 2019.10.19 12:18:42, ERROR: StrategyMagicNumber:555020, StrategyName:Frama Ribbon B strategy, The strategy has NOT been added. (JFTradingStrategyDispatcher.mqh: Li
13 2019.10.19 12:18:42, FATAL: There isn't a valid trading strategy. (JFTradingStrategyDispatcher.mqh: Line: 397)
14 2019.10.19 12:18:42, FATAL: INIT_FAILED (JFTradingStrategyDispatcher.mqh: Line: 398)
15

```

Solution: Name properly symbol in config XML file.

```

1  <?xml version="1.0"?>
2  <JFFramework>
3      <TradingStrategy ClassName="CJFFramaRibbonB" MagicNumber="555020" Name="Frama Ribbon B strategy">
4          <STRATEGY_EVENT_NEW_TICK>
5          <STRATEGY_EVENT_NEW_BAR>
6          <StrategySymbol>EURUSD</StrategySymbol><StrategyPeriod>PERIOD_H1</StrategyPeriod>
7          </STRATEGY_EVENT_NEW_BAR>
8          <!--
9          <STRATEGY_STATES>
10         <STRATEGY MONEY MANAGEMENT>
11         <STRATEGY POSITION MANAGEMENT>
12         <STRATEGY PARAMETERS>
13     </TradingStrategy>
14 </JFFramework>

```


4.7 Bad symbol name/names

One (or more) of your symbols in XML config is (are) bad spelled. There is a typo or your broker is using suffixes for example. Sometimes brokers are adding suffixes to symbol names. **Anyway, there is still at least one proper symbol there in XML config file.**

```
1 <?xml version="1.0"?>
2 <JFFramework>
3   <TradingStrategy ClassName="CJFFramaRibbonB" MagicNumber="555020" Name="Frama Ribbon B strategy">
4     <STRATEGY_EVENT_NEW_TICK>
5     <STRATEGY_EVENT_NEW_BAR>
6       <StrategySymbol>EURUSD</StrategySymbol><StrategyPeriod>PERIOD_H1</StrategyPeriod>
7       <StrategySymbol>?GBPUSD</StrategySymbol><StrategyPeriod>PERIOD_H1</StrategyPeriod>
8       <StrategySymbol>USDJPY</StrategySymbol><StrategyPeriod>PERIOD_H1</StrategyPeriod>
9     </STRATEGY_EVENT_NEW_BAR>
10    <!--
11    <STRATEGY_STATES>
12    <STRATEGY MONEY MANAGEMENT>
13    <STRATEGY POSITION MANAGEMENT>
14    <STRATEGY PARAMETERS>
15  </TradingStrategy>
16 </JFFramework>
```

Experts tab: "JFFramaRibbonB loaded successfully"

Log file: "ERROR: strategySymbol:?GBPUSD, strategyPeriod:PERIOD_H1, SymbolSelect() has returned false, so strategy symbol/period have NOT been added."

Time	Message
2019.10.19 12:33:20.984	JFFramaRibbonB EURUSD,H1: initialized
2019.10.19 12:33:20.984	JFFramaRibbonB EURUSD,H1: C:\Users\lofta\AppData\Roaming\MetaQuotes\Terminal\31A162CC44E36E9F5006E9263B70C1EF\MQL4\Files\JFFramework
2019.10.19 12:33:20.984	JFFramaRibbonB EURUSD,H1: You can find log files in directory:
2019.10.19 12:33:20.984	JFFramaRibbonB EURUSD,H1: JFFramaRibbonB loaded successfully
2019.10.19 12:33:19.929	JFFramaRibbonB EURUSD,H1 inputs: jff_config_file_name=JFFramaRibbonB.xml; jff_config_file_folder=1; jff_log_level=1; jff_log_file_folder=0; jff_use_next_inputs=true; jff_buy_volume=0.1; jff_sell_volume=0.1; jff_stop_loss...
2019.10.19 12:33:18.610	Expert JFFramework\JFFramaRibbonB\JFFramaRibbonB EURUSD,H1: loaded successfully

Trade	Exposure	Account History	News	Alerts	Mailbox	Market	Signals	Articles	Code Base	Experts	Journal
1	2019.10.19 12:33:20	INFO: ***** (JFFTradingStrategyDispatcher.mqh: Line: 107)									
2	2019.10.19 12:33:20	INFO: JFFramework, version:1.11 (JFFTradingStrategyDispatcher.mqh: Line: 108)									
3	2019.10.19 12:33:20	INFO: EA:JFFramaRibbonB, version:1.00 (JFFTradingStrategyDispatcher.mqh: Line: 109)									
4	2019.10.19 12:33:20	INFO: Terminal name: FxPro - MetaTrader 4 (JFFTradingStrategyDispatcher.mqh: Line: 110)									
5	2019.10.19 12:33:20	INFO: The client terminal build number: 1220 (JFFTradingStrategyDispatcher.mqh: Line: 111)									
6	2019.10.19 12:33:20	INFO: Permission to trade: true (JFFTradingStrategyDispatcher.mqh: Line: 113)									
7	2019.10.19 12:33:20	INFO: ***** (JFFTradingStrategyDispatcher.mqh: Line: 116)									
8	2019.10.19 12:33:20	INFO: strategySymbol:EURUSD, strategyPeriod:PERIOD_H1, Strategy symbol/period have been added. (JFFTradingStrategy.mqh: Line: 287)									
9	2019.10.19 12:33:20	ERROR: strategySymbol:?GBPUSD, strategyPeriod:PERIOD_H1, SymbolSelect() has returned false, so strategy symbol/period have NOT been added. (JFFTradingStrategy.mqh: Line: 287)									
10	2019.10.19 12:33:20	INFO: strategySymbol:USDJPY, strategyPeriod:PERIOD_H1, Strategy symbol/period have been added. (JFFTradingStrategy.mqh: Line: 287)									
11	2019.10.19 12:33:20	INFO: StrategyMagicNumber:555020, timeStart:00:00, timeEnd:23:59, dayOfWeek:DAY_OF_WEEK_ALL_DAYS, strategyState:STRATEGY_STATE_BUY_SELL, Strat									
12	2019.10.19 12:33:20	INFO: StrategySymbol:USDJPY, Strategy symbol has been added. (JFFTradingStrategy.mqh: Line: 218)									
13	2019.10.19 12:33:20	INFO: strategySymbol:EURUSD, Strategy symbol has been added. (JFFTradingStrategy.mqh: Line: 218)									
14	2019.10.19 12:33:20	INFO: InitialValues: (JFFramaRibbonB.mqh: Line: 419)									
15	2019.10.19 12:33:20	INFO: BuyVolume:0.100000, SellVolume:0.100000, StopLossPoints:0, TakeProfitPoints:0 (JFFramaRibbonB.mqh: Line: 420)									
16	2019.10.19 12:33:20	INFO: BuyOffsetPoints:100, SellOffsetPoints:100, CloseAtOppositeSignal:false (JFFramaRibbonB.mqh: Line: 422)									
17	2019.10.19 12:33:20	INFO: FramaRibbon: (JFFramaRibbonB.mqh: Line: 426)									
18	2019.10.19 12:33:20	INFO: TimeFrame:PERIOD_H1, FramaPeriod:34, FramaMultiplier:4.600000 (JFFramaRibbonB.mqh: Line: 427)									
19	2019.10.19 12:33:20	INFO: SignalMultiplier:2.000000, PRICE_CLOSE:PRICE_CLOSE, Interpolate:true (JFFramaRibbonB.mqh: Line: 429)									
20	2019.10.19 12:33:20	INFO: StrategyMagicNumber:555020, StrategyName:Frama Ribbon B strategy, The strategy has been added. (JFFTradingStrategyDispatcher.mqh: Line: 387)									
21	2019.10.19 12:33:20	INFO: INIT_SUCCEEDED (JFFTradingStrategyDispatcher.mqh: Line: 387)									
22											

Solution: Name properly symbol in config XML file.

🧠 Be careful. This might be dangerous situation. The EA is working. Anyway, without bad symbol/symbols. You need always check log file/files.

4.8 Two or more EAs are using the same Magic Number (so, the same XML config file)
Every EA needs its own config XML file. And its own unique Magic Number.

So, if you put two EAs on two charts in one MT terminal you need to provide two XML config files with unique Magic Number.

☛ Otherwise you'll get undocumented behavior of that EAs. Simply you'll get a mess.

The image displays two XML configuration files and their corresponding Expert Advisor (EA) settings. The first XML file, JFFramaRibbonB.xml, is shown with a MagicNumber of 555020 and Name 'Frama Ribbon B strategy'. The second XML file, JFFramaRibbonB_1.xml, is shown with a MagicNumber of 555030 and Name 'Frama Ribbon BB strategy'. Below the XML files are two screenshots of the Expert Advisor settings for each EA, showing various input parameters like Config File Name, Log Level, and Time Frame.

XML File 1: JFFramaRibbonB.xml

```

1 <?xml version="1.0"?>
2 <JFFramework>
3   <TradingStrategy ClassName="CJFFramaRibbonB" MagicNumber="555020" Name="Frama Ribbon B strategy">
4     <STRATEGY_EVENT_NEW_TICK>
5     <STRATEGY_EVENT_NEW_BAR>
6       <StrategySymbol>EURUSD</StrategySymbol><StrategyPeriod>PERIOD_H1</StrategyPeriod>
7       <StrategySymbol>GBPUSD</StrategySymbol><StrategyPeriod>PERIOD_H1</StrategyPeriod>
8       <StrategySymbol>USDJPY</StrategySymbol><StrategyPeriod>PERIOD_H1</StrategyPeriod>
9     </STRATEGY_EVENT_NEW_BAR>
10    <!--
11    <STRATEGY_STATES>
12    <STRATEGY MONEY MANAGEMENT>
13    <STRATEGY POSITION MANAGEMENT>
14    <STRATEGY PARAMETERS>
15  </TradingStrategy>
16 </JFFramework>

```

XML File 2: JFFramaRibbonB_1.xml

```

1 <?xml version="1.0"?>
2 <JFFramework>
3   <TradingStrategy ClassName="CJFFramaRibbonB" MagicNumber="555030" Name="Frama Ribbon BB strategy">
4     <STRATEGY_EVENT_NEW_TICK>
5     <STRATEGY_EVENT_NEW_BAR>
6       <StrategySymbol>EURUSD</StrategySymbol><StrategyPeriod>PERIOD_H1</StrategyPeriod>
7       <StrategySymbol>?GBPUSD</StrategySymbol><StrategyPeriod>PERIOD_H1</StrategyPeriod>
8       <StrategySymbol>USDJPY</StrategySymbol><StrategyPeriod>PERIOD_H1</StrategyPeriod>
9     </STRATEGY_EVENT_NEW_BAR>
10    <!--
11    <STRATEGY_STATES>
12    <STRATEGY MONEY MANAGEMENT>
13    <STRATEGY POSITION MANAGEMENT>
14    <STRATEGY PARAMETERS>
15  </TradingStrategy>
16 </JFFramework>

```

Expert Advisor Settings for JFFramaRibbonB

Variable	Value
Config File Name	JFFramaRibbonB.xml
Config File Folder	FILE_FOLDER_FILE_COMMON
Log Level	LOG_LEVEL_INFO
Log File Folder	FILE_FOLDER_CLIENT_TERMINAL
Use next inputs	true
Buy Volume	0.1
Sell Volume	0.1
Stop Loss Points	0
Take Profit Points	0
Time Frame	1 Hour
Frama Period	34
Frama Multiplier	4.6
Signal Multiplier	2.0
Frama Price	Close price
Interpolate	true
Buy Offset Points	100
Sell Offset Points	100
Close At Opposite Signal	false

Expert Advisor Settings for JFFramaRibbonB_1

Variable	Value
Config File Name	JFFramaRibbonB_1.xml
Config File Folder	FILE_FOLDER_FILE_COMMON
Log Level	LOG_LEVEL_INFO
Log File Folder	FILE_FOLDER_CLIENT_TERMINAL
Use next inputs	true
Buy Volume	0.1
Sell Volume	0.1
Stop Loss Points	0
Take Profit Points	0
Time Frame	1 Hour
Frama Period	34
Frama Multiplier	4.6
Signal Multiplier	2.0
Frama Price	Close price
Interpolate	true
Buy Offset Points	100
Sell Offset Points	100
Close At Opposite Signal	false

Name	Date modified	Type	Size
JFFramaRibbonB.xml_2019.10.19.log	10/19/2019 1:06 PM	LOG File	3 KB
JFFramaRibbonB_1.xml_2019.10.19.log	10/19/2019 1:07 PM	LOG File	3 KB

1	2019.10.19 13:06:58, INFO: ***** (JFTradingStrategyDispatcher.mqh; Line: 107)
2	2019.10.19 13:06:58, INFO: JFFramework, version:1.11 (JFTradingStrategyDispatcher.mqh; Line: 108)
3	2019.10.19 13:06:58, INFO: EA:JFFramaRibbonB, version:1.00 (JFTradingStrategyDispatcher.mqh; Line: 109)
4	2019.10.19 13:06:58, INFO: Terminal name: FxPro - MetaTrader 4 (JFTradingStrategyDispatcher.mqh; Line: 110)
5	2019.10.19 13:06:58, INFO: The client terminal build number: 1220 (JFTradingStrategyDispatcher.mqh; Line: 111)
6	2019.10.19 13:06:58, INFO: Permission to trade: true (JFTradingStrategyDispatcher.mqh; Line: 113)
7	2019.10.19 13:06:58, INFO: ***** (JFTradingStrategyDispatcher.mqh; Line: 116)
8	2019.10.19 13:06:58, INFO: strategySymbol:EURUSD, strategyPeriod:PERIOD_H1, Strategy symbol/period have been added. (JFTradingStrategy.mqh; Line: 287)
9	2019.10.19 13:06:58, INFO: strategySymbol:GBPUSD, strategyPeriod:PERIOD_H1, Strategy symbol/period have been added. (JFTradingStrategy.mqh; Line: 287)
10	2019.10.19 13:06:58, INFO: strategySymbol:USDJPY, strategyPeriod:PERIOD_H1, Strategy symbol/period have been added. (JFTradingStrategy.mqh; Line: 287)
11	2019.10.19 13:06:58, INFO: StrategyMagicNumber:555020, timeStart:00:00, timeEnd:23:59, dayOfWeek:DAY_OF_WEEK_ALL_DAYS, strategyState:STRATEGY_STATE_BUY_SELL, S
12	2019.10.19 13:06:58, INFO: strategySymbol:USDJPY, Strategy symbol has been added. (JFTradingStrategy.mqh; Line: 218)
13	2019.10.19 13:06:58, INFO: strategySymbol:GBPUSD, Strategy symbol has been added. (JFTradingStrategy.mqh; Line: 218)
14	2019.10.19 13:06:58, INFO: strategySymbol:EURUSD, Strategy symbol has been added. (JFTradingStrategy.mqh; Line: 218)
15	2019.10.19 13:06:58, INFO: InitialValues: (JFFramaRibbonB.mqh; Line: 419)
16	2019.10.19 13:06:58, INFO: BuyVolume:0.100000, SellVolume:0.100000, StopLossPoints:0, TakeProfitPoints:0 (JFFramaRibbonB.mqh; Line: 420)
17	2019.10.19 13:06:58, INFO: BuyOffsetPoints:100, SellOffsetPoints:100, CloseAtOppositeSignal:false (JFFramaRibbonB.mqh; Line: 422)
18	2019.10.19 13:06:58, INFO: FramaRibbon: (JFFramaRibbonB.mqh; Line: 426)
19	2019.10.19 13:06:58, INFO: TimeFrame:PERIOD_H1, FramaPeriod:34, FramaMultiplier:4.600000 (JFFramaRibbonB.mqh; Line: 427)
20	2019.10.19 13:06:58, INFO: SignalMultiplier:2.000000, PRICE_CLOSE:PRICE_CLOSE, Interpolate:true (JFFramaRibbonB.mqh; Line: 429)
21	2019.10.19 13:06:58, INFO: StrategyMagicNumber:555020, StrategyName:Frama Ribbon B strategy, The strategy has been added. (JFTradingStrategyDispatcher.mqh; Lin
22	2019.10.19 13:06:58, INFO: INIT_SUCCEEDED (JFTradingStrategyDispatcher.mqh; Line: 387)
23	

1	2019.10.19 13:07:40, INFO: ***** (JFTradingStrategyDispatcher.mqh; Line: 107)
2	2019.10.19 13:07:40, INFO: JFFramework, version:1.11 (JFTradingStrategyDispatcher.mqh; Line: 108)
3	2019.10.19 13:07:40, INFO: EA:JFFramaRibbonB, version:1.00 (JFTradingStrategyDispatcher.mqh; Line: 109)
4	2019.10.19 13:07:40, INFO: Terminal name: FxPro - MetaTrader 4 (JFTradingStrategyDispatcher.mqh; Line: 110)
5	2019.10.19 13:07:40, INFO: The client terminal build number: 1220 (JFTradingStrategyDispatcher.mqh; Line: 111)
6	2019.10.19 13:07:40, INFO: Permission to trade: true (JFTradingStrategyDispatcher.mqh; Line: 113)
7	2019.10.19 13:07:40, INFO: ***** (JFTradingStrategyDispatcher.mqh; Line: 116)
8	2019.10.19 13:07:40, INFO: strategySymbol:EURUSD, strategyPeriod:PERIOD_H1, Strategy symbol/period have been added. (JFTradingStrategy.mqh; Line: 287)
9	2019.10.19 13:07:40, ERROR: strategySymbol:7GBPUSD, strategyPeriod:PERIOD_H1, SymbolSelect() has returned false, so strategy symbol/period have NOT been added.
10	2019.10.19 13:07:40, INFO: strategySymbol:USDJPY, strategyPeriod:PERIOD_H1, Strategy symbol/period have been added. (JFTradingStrategy.mqh; Line: 287)
11	2019.10.19 13:07:40, INFO: StrategyMagicNumber:555030, timeStart:00:00, timeEnd:23:59, dayOfWeek:DAY_OF_WEEK_ALL_DAYS, strategyState:STRATEGY_STATE_BUY_SELL, S
12	2019.10.19 13:07:41, INFO: strategySymbol:USDJPY, Strategy symbol has been added. (JFTradingStrategy.mqh; Line: 218)
13	2019.10.19 13:07:41, INFO: strategySymbol:EURUSD, Strategy symbol has been added. (JFTradingStrategy.mqh; Line: 218)
14	2019.10.19 13:07:41, INFO: InitialValues: (JFFramaRibbonB.mqh; Line: 419)
15	2019.10.19 13:07:41, INFO: BuyVolume:0.100000, SellVolume:0.100000, StopLossPoints:0, TakeProfitPoints:0 (JFFramaRibbonB.mqh; Line: 420)
16	2019.10.19 13:07:41, INFO: BuyOffsetPoints:100, SellOffsetPoints:100, CloseAtOppositeSignal:false (JFFramaRibbonB.mqh; Line: 422)
17	2019.10.19 13:07:41, INFO: FramaRibbon: (JFFramaRibbonB.mqh; Line: 426)
18	2019.10.19 13:07:41, INFO: TimeFrame:PERIOD_H1, FramaPeriod:34, FramaMultiplier:4.600000 (JFFramaRibbonB.mqh; Line: 427)
19	2019.10.19 13:07:41, INFO: SignalMultiplier:2.000000, PRICE_CLOSE:PRICE_CLOSE, Interpolate:true (JFFramaRibbonB.mqh; Line: 429)
20	2019.10.19 13:07:41, INFO: StrategyMagicNumber:555030, StrategyName:Frama Ribbon BB strategy, The strategy has been added. (JFTradingStrategyDispatcher.mqh; Li
21	2019.10.19 13:07:41, INFO: INIT_SUCCEEDED (JFTradingStrategyDispatcher.mqh; Line: 387)
22	