

C4 Scalping... ([edited on July 18 after the first week of demolition training](#))

This methodology (scalping) is definitely not rocket science. **You do not need a PhD. nor any other advanced educational degree to succeed in trading this style!** Further, you do not need to be proficient in identifying S/R, placing pivot point or working with Gann Fans or Fibonacci retracements. Lastly, you do not need to be so anal as to have the need for eight separate indicators all telling you the same thing.

What you do need is the ability to actually sit and watch a computer terminal for a few hours, an uninterrupted work environment that allows you to focus on the task at hand, and the ability to recognize a very simple trade setup when one presents itself based on the unfolding PA looking you right in the eye. You also need the ability to point a mouse at your order box and press 'Buy' or 'Sell' when a decent signal appears. **Above all else, you need to be comfortable with and understand the concept of 'Probability Theory' trading.** If you do not know what this is, then you need to go look it up. There is ample information available on the internet free of charge to you that will help you gain enlightenment on this concept. The book ['Trading In The Zone'](#) by Mark Douglas is an excellent read if you feel inclined.

It is best suited to those with some experience in the industry. Similar to applying to become rated as an EO (Explosive Ordinance) in the military, you should have shown some manner of discipline beforehand to give others a general feel of confidence that you are not a risk to yourself or others. However, the FF is not restrictive. As such, anyone can apply! [Always remember that trading the Forex has an inherent risk involved. Never trade funds you cannot afford to lose.](#)

Lastly, you need only two (2) indicators on a 5M chart, a **PRIMER** and a **DETONATOR**, or 'trigger' as you will. Thus the name **C4 Scalping**.

As the name infers, scalping is explosive and demands you pay attention. PA moves quickly at times. **If not on your 'A' game, you are going to get killed !!**

Further, if setting a trade and walking away from it in the **HOPE** that it goes your way is your cup of tea, you should not read any further as you simply will not pass the muster here. This is 'scalping' and you need to be present at your post!

However, do not lose heart. If you can focus on the methodology presented here for a little while, you will be well served as **ALL** of the [primers and detonators presented here work on ALL TF's!!!!](#) 😊

Ok, let's get started here!

Gear Up...

You do not need a burdensome amount of gear or tools here. The following will do quite nicely.

1 - Get a decent [broker](#) with a clear, concise charting package.

2 - Open four (4) charts and place them on your screen as a group. I suggest the following pairs be considered. EU, GU, EY and AU. You can change them later as you deem prudent, but those are the ones you need to start with. **WARNING!!! MAKE SURE THEY ARE 5M CHARTS!!!**

Make the charts color schemes any manner which appeal to you. **Forget about asking for a template!** Do some really basic work here. Remember, you are the one that is going to be looking at them so make them easy on your eyes. Think about the scheme a bit and know that the more **VIBRANT** and charting scheme is, the more **psychologically detrimental** it becomes to you. Make it nice, clean and soothing.

Tools...

Make sure the following indicators are in your tool bag.

PRIMERS...

1 - SM 'Scalper' candles (settings are 3,1,1,1 under the inputs tab and work the colors tab to your liking).

2 - MA in color w/ applied price (settings are 8,3,6 under the inputs tab and set the colors as you wish).

Those are the only primers you need.

DETONATORS (triggers)...

1 - SM Super Trix PV 4 color (set at 3,1,1,1 on the inputs tab). In the 'colors' tab, make #'s 1 and 2 the same colors as your bullish and bearish candlesticks.

Note:

Reference the attached chart shots if you cannot grasp this color coding concept. Remember, 'scalping' is EXPLOSIVE, make the color schemes easy to understand. You will need to be focused on watching PA, not glancing at multiple color combinations.

These are all the tools you will need in your gear bag.

Note: Make sure you install the smsuper trix v.1 as this will allow the PV type trix indi's to operate on your platform. Also, TURN OFF ALL ALARMS!! (Tools, Options, Events, uncheck the 'enable box'.

Setting Your Primers...

Take each 'primer' from your gear bag and **carefully** place them on your chart. OK, that was pretty

easy. 🤖

Wire Your Detonator...

Take the 'detonator' from your gear bag and VERY carefully place it on your chart. Nice work. 🧐

OK, the hard part is done. Let's have a wee bit of fun here.

PA acts as a virtual freight train. It rolls up a hill, down a hill and sometimes on relatively flat terrain. As such, common sense would dictate that if we can derail the train on either a upward or downward hill (mini-trend) we can do a bit more damage than on flat terrain. On flat terrain, we are far more susceptible to being discovered via consolidation. We want a bit of gravity working in our favor if possible.

Take a look at the attached chart labeled EURUSD.

As shown, we have our 'primers' (SM Scalper Candles and MA colored) wired to our 'detonator' (SM UltraSuperTrix). As PA (train) moves along, it takes a downward swing where by our primer(s) are energized by changing color from 'yellow' to 'red'. We have condition one (1) complete.

Very quickly, as PA continues in the same direction, it reaches a level whereby our 'detonator' turns from 'green' to 'black' and thereby becomes HOT!!!!!! We have condition 2 complete.

Now what?

Yep, ALL of you know what is needed to do next to complete the mission.

PUSH THE PLUNGER !!!.. 🧐 (commonly referred to as a mouse) and **BOOM!** Hopefully the PIPS ARE FLYING!! (If you ever get the opportunity to actually set off a reasonably large explosive ordinance device 'safely', go for it!! It is quite invigorating).

Now, take a look at the chart labeled GBPUSD. As shown, we have the PA (train) headed uphill. For this mission, we simply do the same thing as before. We wait for primer to energize and detonator to go 'hot' and we do what? Yep,

PUSH THE PLUNGER !!!...

There you have it. Pretty darn easy when you train yourself to recognize potential trades using the bare minimum high quality tools available to you to get the job done. That is C4 Scalping in a nutshell.

OK, OK. Enough playtime. Lets talk trading the plan here real quick...

I already mentioned that this is not rocket science. That is readily apparent now to anyone. **Lets go ahead and let me set forth the parameters I use to trade the methodology.**

Step one - Watch my 'primers' for PA violation. IT MUST BREACH THE MA!!!!!!

Step two - Watch my 'detonator' for Candle/Trix color coded confirmation.

Step three - Push the plunger (Buy or Sell).

Trading Goals...

1 - +10 pips when trading the EUR/USD or AUD/USD pairs. A bit more aggressive with any other pairs, it is YOUR decision as to your own TP level.

2 - SL is more discretionary and is not set in stone!! I have found that the clean break of the WMA serves well. Also, a change in the detonator color is a sure bet to exit the trade.

Note: Trading this methodology is not going to give you a 1:1 R/R. Scalping is built on probability theory as mentioned. Further, PA will tend to repeat small intricate movements repeatedly. This is simply historical fact. As such, a scalping plan is based upon a decent win/loss percentage and very good MM. Just playing the odds and trying to stack them in your favor now and then.

3 - I trade this method at a set period of day. That is from 0400 to 0900 PST. PERIOD!!!! No Questions asked!! This is the ONLY time I trade the Forex market. It has historically produced volatility sufficient enough to generate PA commensurate with trading this particular strategy.

However, I also note that the period from 0000 to 0200 PST provides adequate volatility to also be productive. These periods are known as the London/U.S. and Asian/London overlapping times. **Grab a GMT converter and set your local times accordingly. Time to start thinking a bit.**

Any other times traded and you are own your own!!!!

My personal monetary goals are modest. I seek only enough trades to allow me to reach +2/-4% to account balance daily. My personal preference is to trade multiple lots and garnish a modest amount of pips, usually around 30 or so daily. I do everything possible to identify high probability trading setups and diminish market exposure. ([ref: post #1306 for a better accounting as to these targets](#))

How you choose to trade is personal decision YOU have to make. Whether you want to scalp or swing trade, the methodology shown and indicators provided will allow you to do either pretty regularly. **It is up to you to decide when to 'push the plunger' and enter a trade.** You will have to **'think real hard about this'**.

Ultimately, you will find this plan ridiculously simplistic in design. The more you work at it, the easier it will become. Sadly or joyously **'simplicity is the single hardest trading concept to wrap your mind around'**.

Will be around pretty often to answer questions should you have any. I do not wish to set forth any further RULES as they will not be followed anyways.

As you wander through this thread, there will be the usual multitude of various other indicators

proposed for usage. Use what you wish, you are the one having to look at the chart and trade it. Remember, scalping is quick so try to not clutter up your charts with indicators. You simply will not have the time with fast moving PA to look at very much. You need a primer and trigger, plus a bit of faith in the plan.

Best of luck trading! 🤖

Quote:

Originally Posted by **redhouse** ➤

Glad to see this thread started.

*Is it my addled mind, or half blind eyesight, **that caused me to miss the EU chart with the trendmagic that was referenced?***

Ace, looks to me like you counted the spread twice in the 80/20 reference on your sheet.

I just finished editing that boo boo. My bad.

And to DETrader, you are correct on the probabilities spreadsheet. I will strive to show probability theory trading well beyond that of just trading on a win/loss ratio. It is a bit more entailed than that.

Also, as I have mentioned on another thread, I would really enjoy seeing traders develop their mindset more attuned to the 'less is more' concept.

Nothing more than going after less pips with more lots. Once we get a tract record here of simple wins v losses, we will quickly see the following:

1. 'IF' we can manage 65% at a +10/-10 level trading 1 lot then,
2. We can do even better at +8/-10 level trading 2 lots and,
3. We can really make progress at +6/-10 level trading 4 lots and,
4. We become virtually lethal at a +3/-10 level trading 6 lots.

Looks ridiculous on the surface to even attempt to trade at such a poor R/R doesn't it? Remember, there are other factors to consider.

What time of day are we trading? What is PA doing? How deep are the trading swings oscillating in each pair? How quickly can we reach account preset goals thereby limiting further our market exposure?


Ask this question of yourself as a trader:

"If I am trading a plan that I am really comfortable with, would I rather trade 1 lot for 10 pips or 10 lots for 1 pip?"

Conventional wisdom dictates that the former is the logical play, scalping and probability theory based on the PA during a certain time of day MIGHT indicate the latter to be the most prudent trading plan. This is just one of the possible discoveries that may be achieved that starts to alter the normal thought processes traders are bound to. We shall see.

Regards.

Quote:

Originally Posted by **millionaire7** 

Hi,

Good scalping system.

Does the smtrix indicator repaints.

Thanks.

No, neither trix indi repaints. Intentionally stayed away from posting potential indi's that repaint. All are live.

The TM and MA colored indi's may change colors as they are working on a current 5m candle but other than that the indi's selected should be as good as any others.

Regards.

Quote:

Originally Posted by **johnthom** 

Edge,

You state above...

3 - SM Trix (set at 12,3,false,1500 on the inputs tab). In the 'colors tab, make sure zero (0) is set to 'none'. Make #'s 1 and 2 the same colors as your bullish and bearish candlesticks.

Shouldn't it be...

*3 - SM Trix (set at **3,0**,false,1500 on the inputs tab). In the 'colors tab, make sure zero (0) is set to 'none'. Make #'s 1 and 2 the same colors as your bullish and bearish candlesticks.*

Yep, my fault. The MA Ventans is 12,3. Trix is 3,,0.

Quote:

Originally Posted by **Bobcat2** 

Hi Edge,


Do we wait for the 5 minute candle to close before entering a scalp trade? BTW, on first blush, it seems simply by entering/exiting when price crosses back and forth over the 12 LWMA can be profitable.

Thanks for sharing!

Bob

Yep, but many have a bit of trouble grasping that kind of simplicity. Much of the purpose of this thread will be to focus on indi elimination of concentrate on PA and ATR.

Quote:

Originally Posted by **Edgetrader** 

My personal monetary goals are modest. I seek only enough trades to allow me to reach +2/-4% to account balance daily . . .

It means you are doing 10%/week, at least. It is equal to 40%/month. And compounding each month it means 5,600% per year!!.

Is it real? Or I am misunderstanding?

Congratulations for your tread.

Regards...

Best to trade the method for a week and judge for yourself the viability of such or not.

Lots of folks in the trading industry think 30% annual return is great. It is indeed if you have 1 million dollars or so working for you.

This thread is simply an instructional aide to help traders see a couple of alternative trading methods.


How much they trade or how much the make or lose is dependent on their trading psyche. I have seen great chartists who are lousy traders because they cannot push the plunger. Have also seen traders who think they can actually predict future PA and get their hats handed to them.

I do neither in my own trading. I simply look to isolate a good setup based on my own trading plan and make the trade. Lets leave the percentages alone for now and just trade the plan.

4 pairs to start with on Monday.

Regards.

Quote:

Originally Posted by **elbablaster** 

Hi edge,

nice that you open your own thread!

Is this "yep" the answer to the question "Do we wait for the 5 minute candle to close before entering a scalp trade?"

Plz tell me if we wait for close or if we pull the trigger directly when conditions meet?

It is discretionary, however, if PA will allow a 5m candle to close first then that is a much better trade setup. You can review MANY of my trades in the EU/GB thread and see that I enter late quite often myself.

I would not put too much emphasis on 'perfect' entries. The ATR in these pairs easily provides some breathing room for entry. This is probability theory trading in practice, lets trade it and decide together if it has merit.

Regards.

Quote:

Originally Posted by **Ace284** 

*Id rather be nit picky instead of simply entering bliss mode like an average person who starts reading the thread. **Tell me whats better, a bunch of people simply thanking Edge for his strategy, and what seems to be an above average level of vocabulary?** (The first part is fine and anyone would be welcome, the second part seems an assault on my perceived ability to articulate my methodology) **Or questioning?** ([u][i][color=purple]Questioning what? How does one question that which they have neither the...*

I do not mind the skeptics as we do indeed live in a cynical world. Lets address your concerns further here.

It is very early in the thread and not one trade has been taken since its inception. As such, the method is neither viable nor disproved. It is simply one of the hundreds offered in the FF to ponder, which is exactly what most FF followers do (ponder). Especially 'newbies', who are

seeming destined to wander the FF year after year in the holy grail search. **Questioning the system before even applying ANY effort at all at trading such is not exactly going to endear you, or anyone else, to others at this stage of the game. In fact, neither you, nor anyone else, can provide substantiated fact (other than opinion) upon which to do so.**

I am introducing a very modest trading plan in order to ascertain if there are those who will at least challenge themselves to see if they have the potential to trade a short term strategy effectively. The basic set of tools necessary to do so have been provided. There is, however, no way to teach one to overcome the mental issues present for every trader. Especially when scalping.

You yourself have less than 1 year trading under your belt. Not a 'newbie' per se, but not quite sufficient experience at this stage to question the method.

About Ace284

Birthday Aug 3 Country Canada City/Town Toronto

Trading Specs

Trading Experience Less than 1 year Trading Style(s) Chartist, Fundies Preferred Trading Strategy/System(s) 4H Box Breakout Preferred Currencies GBP, EUR, JPY Preferred Trading Platform(s) Metatrader 4, Other Markets Traded US Stocks

However, everyone here, regardless of experience level, is on the exact same playing field. As mentioned in the opening post, you will need to proof up any indi's you intend to introduce. You will also need to qualify your concerns as viable. The only way to do such is through trading efforts. I will look forward to your own trades being posted and will be able to decide for myself if you have any ability at this stage of your career or not to question my methodology any further.

That said, it is quickly going to be ascertained if you are here to trade, or are you here to be a clown in the parade? **I think that you are the former who is simply treading lightly and exhibiting due caution. At least that is my hope.**

*I think ALL posters here need to lay to rest this thing on my own personal modest goals. At a +2/-4% level, trading is relatively calm for me at this stage of my career. Making assumptions based on simplistic mathematical calculations and idly tossing out the 'numbers do not lie' phrase is not a course of action you want to follow here. **Not a one of you know anything about my financial condition, nor will you ever. In respect, I know nothing of yours either, nor do I wish to.***

Further, that formula is my own personal goal based on **HOW OFTEN** I trade the market. All I did was tell you **WHEN** I trade. An assumption that I sit here day in a day out trading for 8-10 hours per day is preposterous. In addition, playing around with hypothetical numbers in an effort to add some measure of merit to an allegation of my projecting untold wealth if you

trade this plan is absurd. How am I to know if you, or anyone else, possesses the mental competency to trade this plan or any other?

OK. I think we can move on from here. None of this really matters anyway. Time to ante up and show your ability to trade or not. The thread is about TRADING a simple methodology.


It does not fall to anyone trying to trade this method to disprove anything YOU are saying. It is incumbent on YOU to proof up your initial position as you stated in your post.

In short, I have nothing to prove to anyone here ever, it is up to you to prove EVERYTHING.

Trading starts Monday.


Regards.

Quote:

Originally Posted by **cobraforex** 
Hi Folks

Please let me explain something:

My comment about scalping in relation to a 5M TF wasn't meant negative, it's just that the word scalping stands for ultra short term trades, aiming for few pips with relative high pip value.

If someone wants to call an eagle a goose it's ok for me, but it's not true. 

What speaks for the word scalping in this thread name is the low pip quantity (10) which Edge is aiming for, but not the TF.

[font=Arial]So,...

Hey Snakeman,

There is no anomosity derived from your posting.

In the end, I think that taking a few pips worth \$100-\$300 each is a pretty pure scalp.

What I have presented here is only meant to ascertain if there are some who have ability to trade first. Will work on the mental aspects after I have seen enough to isolate those who can from those who cannot trade a short term method.

Needed to start somewhere.

Love your current thread. Some pretty astute folks you have wandering around in there at

times. That is what I am shooting for here. We will see starting Monday.

Regards.

Quote:

Originally Posted by **winningfx** 

hi edge,

u mentioned in paulus's thread that you're considering starting your own thread. now u started 1 n i must say it's impressive. it's really simplicity at work. now it's up 2 the individual trader 2 make a success out of it.

what worries me is whether this thread will boom or doom like all the other good threads. will it veer off course in a matter of weeks??

will b sticking around. trade well.

It will not be allowed to veer as I will only give it a couple of weeks at best in order to decide whether to stick with it or not.

Am just looking for a few individuals who can trade, or at least show an aptitude for the business. Once done with evaluations, mission here is complete and will move on from that point. I have no intention of sticking around for months with something as basic as this.

If a potential trader cannot recognize these simple trading setups, and trade them with some measure of profit, then all is for naught. Am curious to see some who step to the forefront as it is inevitable. At that point, they will have a solid grasp on this method, and meaningful trading efforts can progress from that.

Regards.

Quote:

Originally Posted by **Billser** 

EdgeTrader,

See chart below:

(this is just an example of a possible trade set up...not an actual live trade taken)

Trigger 1 was 8-10 pips

Trigger 2 already had the smTrix in green and then reprimed it's self with the PA going above the 12 wma line again.....

Would you have taken the second trade having already taken the first

Or would you have stayed in the first trade because the smTrix was still in the green area.

Thanks.

Have reviewed your chart and think we can do a little work here.

Want to make sure of the TIME aspect first of all. Unless I am mistaken, the time is before 1100 GMT that this setup presented itself. If so, We already know that would be 'verboden'.

That said, let break it down a bit further. You have a primer layed and have already received a condition 2 detonation and managed to capture a few of the flying pips scattered around by said explosion.

I agree with your observation of the PA being 'reprimed'. However, we seek to isolate solid setups 'individually', lay our trap and rake in a tad of bounty for our efforts.

So, I would say 'no' to your question. From a trading perspective, the market was already very generous and allowed me to trade the plan effectively and profitably. As such, it further subjected me to a modest ten (10) minutes of exposure and allowed me to easily escape and live to trade again. So, trading just one (1) lot, it provided a trader with an opportunity to gain \$100 in only ten (10) minutes of work. I am sure you can run those numbers as easily see that a couple of good setups per hour offers an excellent R/R for the work done.

Also, take a look at the four (4) charts recommended in post #1. How many provided that same opportunity at very close time intervals? I would be seeking to take ALL opportunities offered at that time, regardless of pair traded. This is bread and butter 'hit and run' scalping. A little here and a little there, reach preset account targets and get the hell out of Dodge!

On the otherhand, and also mentioned in post #1, this little plan could be utilized by both scalper and swing traders pretty well. That long never did close below the MA and the SM Trix stayed in control to the long side. As such, a swing trader had no real reason to exit the move. I am not a swing trader though, as you know. It is just a VERY flexible plan able to accommodate different trading styles equally. That is a pretty nice set of tools to have in your tool bag.

Regards.

Quote:

Originally Posted by **tex** 

No they dont repaint

Good example of a professional here.

Tex 'reads' the first post and takes in the information provided. Then, he posts charts clearly

addressing an issue with spreads in a pair and isolates appropriate TP target pricing. BTW, it easily was a +10 regardless of a retrace a bit later, so even those with a late entry could have profited.

Now, he answers a question that was clearly set forth in the first thread.

Thx Tex!!!!!!

C'mon now, you folks have the whole weekend to read the opening post, throw up some charts and start seeing the possibilities. It takes but a few minutes to scan an entire week of appropriate time setups on just one pair. We are working on four pairs.

Do not over analyze this plan. I have been trading it for about as long (or maybe longer) than you will be trying to backtest it for. In addition, I backtested the strategy on a very high quality platform with a well respected brokerage for two years prior. Then, it was demo traded and modestly live traded for five months with an 'ea' in order to get further performance qualification.

How about we give it a go Monday and work it for a week. Very few of you will be live with the plan, so you only have a bit of time invested. Not a whole lot of downside here.

Regards.

Quote:

Originally Posted by **4xStar** 

I just re-read Edge's first post & as a result deleted some indicators from my chart which ahd already gotten too many on it! He says ONE primer and ONE trigger .. choose one from each list.

*So with new charts up, my primer = 12 wma and trigger = Trix, I looked at **5 min chart for Friday**.*

First I marked off the starting time & ending time with thick vertical lines.

Then I switched to daily, then 4 h, then 1 h timeframe to see what the pair has been doing in the bigger picture.

[b]In a couple of cases, shorting the rallies looked the stronger...

Nice post here 'Professor'.

First off, **Friday's are NOT the best trading days**. Still, it is easily seen that the methodology has merit. Yes, it is all in 20/20 hindsight, however, that is what we normally use to develop a trading plan. Simple historical data showing repetitive PA over and over again. Forward testing is also important for those trying out a system. That said, we are fortunate to be able to do this initially on the 5m. In a weeks time, there will be sufficient opportunity to monitor PA consistent enough to provide numerous trading opportunities. Also, 'no losing trades' is obviously a bonus to the day. You all know that we are going to

have some losers. Still, nice to see those good setups and follow-through even when backtesting.

Next, it is a long recognized fact that trading a smaller TF in the direction of a larger TF is a prudent trading practice. As mentioned in her post, going after 10 pips does not require one to stay upper TF trend focused. What we are seeking here are 'troughs' that have about 17-25 pip from floor to ceiling depending upon which pair you are trading. In a single word, you want smooth wavelike OSCILLATION. It is the PA that makes the plan effective. Those indi's we use only confirm that PA is cooperating. Simple as that.

Yes indeed, I would have stopped well before 50 pips. As shown previously, I run a four (4) chart setup and the 'detonation' points on the pairs usually are close to one another. Within 10 minutes is common.

As such, I focus on getting into a trade as quickly as possible and shooting for the +10's as fast as market PA will allow. If fortunate enough to hit this on an opening set of trades, I am done for the day. Again, I am done for the day. I have some things to do that interest me more than looking a gift horse in the mouth and allowing him (Forex Market) take back what has so generously been provided. That is just what I do.

I am well aware that this week especially, there will be many of you taking as many setups as possible. That is expected and promoted. This is an acquired skill and the more setups you take, the quicker you will ascertain if this methodology fits your trading psyche.

Have a little fun with the damn thing!!!! Go out there, lay some primers, get those detonators hot and blow the crap out of some pips every chance you get. It's not like this is going to kill you this week. These are just M80 detonators in your gear bags right now. It takes some measure of proficiency to earn a brick of C4.

Lastly, save the spreadsheet attached by 'Prof'.. It is a very good map of where a trader starts with a small capital expenditure and builds it through the use of the most powerful force in the universe. COMPOUNDING. Someone a hell of a lot smarter than me discovered that little gem. I just am inclined to believe those who have 'proofed-up' their theories beyond reasonable doubt.

Regards.

Quote:

Originally Posted by **Siuol** 

Edgetrader, can you please let me know if my chart is correct. My one primer that I picked in Trend Magic and my detonator is smTrix. If I'm missing something please let me know. I'm only showing E/U because I'm not good enough to trade multiple pairs yet so I will stick with the pair I am the most comfortable with.

I've also attached the Heikin Ashi candlesticks, since you said they were highly suggested and I like them too. So I'm not sure if that's two primers instead of one since I'm using Trend Magic also.

Very visually soothing chart there. Nice and relaxing.

Make sure the TM indi is set at 10/20 and NOT the default setting of 50/5. It acts very close to that of a 14 WMA. As such, simply watch the color change (primer) and confirm with SM Trix (detonator). Push that plunger!!

I still think having MULTIPLE pairs is the way to go here. It is training week and following one pair is really going to limit your efforts. In addition, the EU is a very mild pair. There are others with PA to runs at warp speed compared to the EU. Get as many setups under your belt for the first week as you can. We are not looking for productivity right now. We need recognition and proficiency setting the traps first.

In short, challenge yourself and train (trade) HARD this week. You can accomplish in a week what takes others months.

Nice work there.

Regards.

Quote:

Originally Posted by **Indrek** 

I think that it would be a good idea to try both primers. Somehow, it seems to me that TrendMagic with suggested settings changes colour earlier than LWMA12. But we will see starting tomorrow 😊

Edge, I wanted to ask one more question: if there is a Trix signal but primer has not confirmed it yet, do you enter or wait next bar to close or just wait for another signal?

You are not using two primers here.

Trend Magic is a 'primer'.

LWMA ('Ventana') is a 'detonator'.

As to your question, I have never seen a setup where a 'detonator' goes off before a 'primer'. Can you provide a chart shot example of such? Would definately be something we need to take a look at.

Was doing a little recon work at market open today. No volatility of course, but still signals present themselves. Just dropped the targets 50% and see if things work out is all you can do in such thin market conditions.

Still, a modest \$10k account traded at +2% and -4% levels and it does not take long to reach preset goals many days.

Used as different primer and detonator for each pair and still managed to scrape out a few pips.

Regards.

Quote:

Originally Posted by **txjackson** 

Is anyone else seeing the smtrix and color ventana repainting? I am not sure if I am going crazy or what, but when I go back to see where I got into my trades, the colors aren't there like when I entered. The rules are pretty clear, but my entries and exits aren't matching the colors I am seeing on the indies after the fact. Should I wait a little longer before entering?

*Thanks,
Terri*

They paint ONLY on the current candle. Many will have 'itchy' trigger fingers to begin with. It is only the first day, lets see if we can let a move develop a bit longer. As many of you have seen in the past, I might miss the 'perfect' entry by 5 minutes and still get TP goal. Be patient.

Also, show the trades so we can see whay you mean.

Regards.

Quote:

Originally Posted by **stunna29** 

Hey Edge any rules for re-entry, or jus wait for a new signal?

No re-entry. All or nothing.

Not a bad day within the four pairs, just not a great day. Had to actually do some work as the market was a bit cranky. Take some wins, absorb some losses and press on.

Yeah, this initial strategy is a numbers game. Have seen some pretty good chart shots and have not heard anyone say this is total crap yet. That is a plus I suppose.

I think it is important to have all four pairs up and running at the same time. You need options and you need the info at your fingertips. It is apparent EY was going to produce pretty well today as was AU. Could have easily made goal if sticking with them. Does not really matter though, simply take all the signals you can on everything until you find your footing and are

able to ascertain better what PA on each pair is doing.

Watch the swing H/L and gage the depth present in the oscillation of the pair. You need a fair amount of action to get +10 trades. Watch that SM Trix also from a historic perspective. It is a tell tale sign of strength in previous moves.

Lots of little quirks to grasp and it is not needed on the first day. Just trade blatant setups and let the chips fall where they may. We will refine the plan a bit later.

Regards.

Attached Thumbnails



Quote:

Originally Posted by **dutchsignals** [▶](#)

HI Edge,


After confirming from the trix and the ventana, do we buy at the high of the bar or at the close form the bar where you get the entry signal..

Dutchsignals

I am not so inclined as to get a great entry. It is nice to 'time' entries perfectly but not realistic imho. Take a look at my charts for today. Entries are all over the place. I am a trix junkie, if I think it portrays strength, I am in. Not very scientific or purely mechanical, but then again PA is not that perfect all the time either.

Regards.

Quote:

Originally Posted by **DETrader** 

*You are correct, every methodology has losers, part of the methodology here is you will win more than you lose, **i think at +10/-20 it hovers at about 80%***

Which is attainable based on pair selection pretty often. Just need to gain proficiency in this method and TF first and then we will progress from there. Don't put those numbers in the spreadsheet, you will not believe the results.

Also, the previous posting on +5 materials was next weeks progression. No matter. If you can gain proficiency at reading and trading these signals and getting +10's, how much more proficient will you be at getting +5's.

Part of trading is becoming so adept at a method that you simply trade a signal, you no longer analyze the thing. Crawl, walk, and run. Have some patience and many of you will do far better than you even hoped for. You will make your bling on the 5m and then you can go play on the 1H. First you need the trading capital to do so and the 5m is the bank. First open the account at the bank and fund it repeatedly. Soon enough, the bank will invite you to have a peak inside the vault (1H).

Regards.

Quote:

Originally Posted by **tomykas** 

Edge,

What do you think if I would pick only one pair and trade only with it all the time ? Do you think that would good / bad idea ? It looks a bit crazy if you have 4 pairs there loosing pips in one and grabbing some in another pair.

and what do you do if you see the signal buy/sell how do you decide this one is a good one or a bad one... like here:



thanks a lot,

You need to scan multiple pairs all the time. It was easy to leave the EU alone early as SM Trix had no depth at all to it. Most people call it 'consolidation'.

Quote:

Originally Posted by **gutek04** >

Sorry for offtop, but I have an important qestion, about indicator more or less related with this thread - Renko bars. I have it set up at 5 pips so if the price moves more than 5 pips new rectangle should show up, but it doesnt...

Is there anything wrong with my renko indicator? Look at the attached picture: price have made 9 pips down run but new renko rectangle didnt show up. Im really worried about that.

If it is a true Renko, then it will form a new brick 5 tics above or below the previous brick.

Monday 7/13 observations and actions.

It seems that , overall, we have some mixed results with a positive bias though. Have looked at every indi others have set forth today. Nothing really stands out, imho, that will serve as a better primer or detonator than those already in your gear bag. You can use something as

simple as a quick glance to a higher TF if you want to take 5m trades only in the dominant trend direction, but that is about it.

As a change for myself, I have replaced SM Trix with his newer version and left default settings as is. Have omitted the regular Trix as per it being redundant as a previous poster made note of. As in my original materials on the EG/GP thread, I find it relatively serene trading the WMA break with Trix confirming as my primary setup.

Have also looked closely at the TM again and have noted a previous posting on have both it and Veranda MA showing strength and avoiding taking trades when they are 'flat'.

With respects, I disagree to some extent. Have attached a current EU trading opportunity. As shown, the Veranda has triggered while the TM is still flat. You will have a few late entries if you wait for TM to turn up or down as a conformational indi.. That can cost you a few pips at times.

However, there is better news. As shown, you can easily see that, as PA breaks the dotted WMA, TM does indeed turn color and holds that as the move begins. As such, either the TM or WMA are excellent when used as 'primers'. Your choice as to which you wish to use. I tend to favor the WMA as it acts as a PA buffer but, again, it is your choice.

In the end, you need only a primer and detonator same as always. It is a numbers game on the 5m as mentioned several times. The more pairs monitored, the more trading opportunities to avail yourself to. With some diligent effort, we will quickly become adept at recognition, implementation and completion of a trade based upon our preferred indi combination. The +10's will remain a challenge at times. but are very useful TP targets at this early stage.

As we progress, and start developing a real understanding of the minor probability theory aspects involved in short term trading, your trading will become less and less emotionally traumatic as more and more +10's are captured. Natural evolution when trading this methodology will eventually lead to it becoming akin to 'boring'. THAT will be a significant hurdle to have been jumped. Afterwards, the real number crunching will begin as you start the 'less is more' developmental stage.

Soon enough, you will look at trading as nothing more than a job. However, you will need on average less than 2 hours work to produce as much or more than many do in a day. As we implement the compounding action so vital to solid account growth, you should soon find yourself able to generate a weeks worth of income in those same 2 hours of work. Just keep stepping it up a notch as account balance dictates and a bit of financial freedom will be their in front of you for the taking.

All the talk about 95% losers in Forex is BS. You only hear about the losers, and that is mostly in the FF threads. Once you gain some measure of success, you will not want to spend countless hours reading thread after thread and demo trading plan after plan. The only reason you will come here is due to a natural traders instinct to try and 'pay it forward'. You will then be in the same boat as many here. You will start a thread, have good and bad posters, and hope that just a few get the plan under control and they too will then pay it forward.

Long story there, but overall we are doing pretty good and having at least a bit of fun. At least I am.

Regards.
Attached Thumbnails



Quote:

Originally Posted by **nsteve** [▶](#)

I'm new to scalping. It seems like your instructions are intended for automated software. Are they intended for a particular application?

Can you point me to a description of how to do C4 scalping using the typical indicators in manual charting software such as are available with demo accounts?

Personally, I run an automated ea on the TS8 with similar presets as those promoted within this thread.

As for bread and butter indi's in a demo account, the 12 WMA is one, HA candles another and MACD set at 5,13,1 is a tolerable substitute for the Trix used here. Throw those indi's on a 5m chart and compare it to any here and it will be close enough I would think.

Regards.

📄 Avoiding False Signals !!!

I have seen a few posts on this subject and the smarta.. in me simply cannot resist.

There are literally millions of Forex trader worldwide buying and selling at the same time during peak operational times.

As such, PA starts moving one way or another based upon who is winning the ongoing tug-o-war. As such, there is no method I know of, or indicator currently in the market, that will allow us to ascertain good from bad signals. We have nothing but historical PA to go on in order to develop a trading plan.

So, sadly, the only 100% accurate indi I have found to keep me out of a bad trade is to 'not trade at all'. I have not earned many pips this way, but I have not one loss to my account either.

I think we all know we are going to get some head fakes here and there. We are simply playing some probability odds here and using some decent indi's to hopefully give us a perceived edge in our trading. Nothing more, nothing less.

Regards.

Quote:

Originally Posted by **cactus** 

Hi Edge,

Great job as an instructor! I especially like your "higher education" analogy since that is my background ... but, it makes me wonder about your mid-term and final exams.

Seriously, on the previous thread you mentioned that it might be useful when working on a 5 minute chart to flip over to see the Trix value on a 1 hour chart. Do you still think that is useful? If so what parameters would you place on the 1 hour Trix?

Thanks!

It is useful should a conservative trader choose to potentially increase their 'odds' by taking 5m trades only in the direction of the 1H trend (if there is one).

As for the 1H trix, settings are the same. Trix is a primary indi for developing trend and strength thereof.

Regards.

Quote:

Originally Posted by **morpips** 

Edge, you have out-done yourself. Very professional and informative and I thank you.

Very simple and easy system to use and I have been using the system since EUR/GBP and have been having some great results.

However, I do have a simple but yet dumb question for everyone here...

How are you guys combining the smTrix, Ventana, and Trix onto one indicator window? I don't want to copy other peoples' templates, I would like to create my own and useful way of setting things up, but I am stuck on this one little problem.

Thank you all, and Edge,...

You no longer need the 'trix' with the SM trix as it has been shown as redundant. One less thing to worry about.

To load the indi's together, put the SM Trix on your chart first.


Next, go to view, navigator and click on 'custom indicators' so they will populate.

Simply left click on the Ventana indi and drag it into the SM Trix box.

Once there, you can right click on the indi to change any properties needed.

Regards.

Quote:

Originally Posted by **revrobwimb** 

Nice EU +10. Worth a post. Take note of primer, detonator, plunger. 2 detonators at the bottom but only used one.

revrobwimb

OK, lots of activity on the thread today. Good opening day and hopefully a bit of clarity was provided to many trying this out.

Here is a crystal clear picture from 'Rev' and this is where we need to pick up the pace come Tuesday.

Take a minute and go and take a look at his chart shot. Notice how he initiates his trade exactly as post #1 sets forth. Also, notice how the trades are drag and drop format from his history section to his chart. This is how EVERYONE needs to put a chart on the thread. It is the single best way for new traders to see entry and exits and is a CONSTANT reaffirmation of the trading plan as they go trade to trade on the various pairs these first few days.

Now, what I really want to avoid is the question of 'how do I mark my trades?'. You cannot trade anything until you have gained proficiency in your trading platform. If you do not as of

yet have this skill, you better get it pretty quick. This is a self paced class, but you at least need the skills and basic materials to participate in the classroom.

Thanks for the post Rev!!! Excellent!!!!

Regards.

Quote:

Originally Posted by **45Fxxguy** 

I had a lot of very late entries today, but still did ok.

Had help from Trade asst 1.14b someone posted earlier today, along with TG's HG_0001a_MTF.

These are all micro trades .01 lots so doesn't look like much dollar wise but need the practice on smaller lot sizes since my next broker account will be a micro one.

I think a pip on micro is equal to about .10 cents so \$6.30 should be equal to about 63 pips.

Not bad for me on a Monday, & no floating losses or trades currently open.

I wasn't really watching ToR 1.2 that much today (so can't proof...

How can you not be pleased with a lousy Monday like that? Nice indeed.

It is not about the lot sizing at this stage of the game as you know. We need to develop a seamless transition from setup recognition to trade entry and exit. Again, and I will state this again and again until everyone is thoroughly sick of the term, PROFICIENCY.

Regards.

Observations & Comments...

First off, the lesson plan for today requested chart shots from trading efforts. **GOLD STARS** to Chris B., DXTrade (15m), iansr1 and gutek04, and revrobwimb (Monday), TG and Roto7gl.

GREEN STAR to BoyFromOZ - Great charts, entry to trade marked. Need to show the trades as taken.

That is all the stars for today. Might have missed someone and please notify me if so. Overall, not to pleased with this aspect.

Tremendous amount of energy put into the indi aspects as was expected. There simply is no way getting around this in the FF it seems. We have every combination and sequence known to the free world and all in only 3-4 days of thread life.

There are some very astute traders lurking around within these confines. I think the overnight contributions are quite likely to enhance the trading efforts of many. What would

really be of benefit now is to have some trades posted via charts in the next 24 hours using any combination of indi's available. In short, it is again time to proof up your materials. It is a bit of a competition and you are requested to show how your setup **IMPROVES** on the basic primer/detonator concept. **This is not an assault on your work by any means!!! We all need to see visually how one indi potentially outperforms another. Take the challenge!!!!**

That said, lets address the Renko deal a minute.

I have no idea why anyone is bringing this up. The entire methodology is set forth for the bread and butter MT4 platform with 5m candlesticks which so many new traders begin their work on. Until brought up in the EG/GB thread, many here never even heard of Renko, much less how to properly use that particular charting interface. As such, perhaps everyone will at least consider that it is untimely at best to try to introduce such at this time in the thread. Trying to jump from M80 to Nitroglycerine explosives in a couple of days is going to get you blown to hell in a handbasket. Especially those with less than 3 years of full time Forex short term trading.

I have seen very little evidence of anyone having anywhere near 100 or more trades just on the base plan alone. Well, to be brutally blunt, if you cannot get a firm grasp of probability theorem trading with the simplistic material set forth here, then go ahead and buy that Renko 'wannabee' thing and have at it. Just for the hell of it, I have attached the GY (beast) from my platform for this morning. It is 'true' Renko and you are of course welcome to curve fit such to anything you are contemplating using or currently toying with. However, I also have attached the MT4 charts for this morning **AFTER** I completed my work and went to working the plan provided you. You simply are not going to get a whole lot better deal in any simple plan than what you have here. **Focus, attack, defeat, garnish and repeat.**

Moving on, I see some concerted efforts are being focused on one (1) particular indi, that being the 'Trix'. **This is VERY PRODUCTIVE INDEED!!!!**

Nothing I have seen in the previous ten (10) years of active trading is even close to the power of this thing. As pointed out, it has a primary design purpose of identifying divergence. In addition, it has the capability to project trend and trend strength as an all inclusive. It is the single best detonator available in the market today imho. This is why I use it predominantly and I hope to see continued research and integration of this thing into your trading efforts. You will be well served by it in the end.

It seems that some have already found out that Swingmans SM Trix is really efficient at helping a scalper when set to 'EEE' as per original design. However, it is best to use the setting we currently have until you have gained proficiency at extracting +10's from the market. Anything else and you are jumping the gun here and will most likely suffer setbacks. Up to you though.

Also, the MTF indi is fine as many traders prefer trading with the dominant trend. Less trades and a perceived increase in odds and all that. Fine with me, if it helps you focus then use it.

As mentioned, the challenge I personally am setting forth is purely trader oriented. Find one (1) indi that out performs the Trix. C'mon now, somebody needs to step up to the plate here. I am bringing serious heat, wicked off-speed stuff and snapping off ungodly breaking balls. Bring forth a hitter!!

As mentioned, there are some pretty sharp folks here. It is unfortunate that the banter is developing further than that I mentioned in my previous posting. **Please STOP THIS NOW!** The higher the educational background I see this coming from, the more distressing it is. You have been fortunate enough to have honed those acquired skills over the years to levels that many cannot even fathom. Believe me, I too have engaged in the bantering with others and it is a destroyer of productivity and meaningful communication with regards to trading.

So, instead of engaging in such antics in the future, I suggest everyone simply take the damn challenge and 'proof up' your indicator claims so that everybody can see and none can argue. Trading and posting such based on your indi's is the only way to solidify your position here. Anything else just ain't going to cut it.

How about a word on demo testing? I am a **PROPONENT** of demo testing and I will tell you why.

Most traders starting out are simply testing different trading theories out and have no clue as to what they want to pursue from a trading style perspective. They will try dozens of different plans until they find one they start developing a bond with. At that point, the easy part is done. They have already toyed around with the different Tf's with play money and now are contemplating real trading. Going to throw some real money at a brokerage and conquer the world. What happens? Yep, get the crap knocked out of them and develop a poor attitude towards the market. A few losses and all of the sudden the trading plan is flawed.

I know every one of you has seen this happen before. Why, because they are MENTALLY weak!!! This is the real value of demo trading imho. Trading is 75% mental and 25% mechanical. This plan is a perfect example. So simple even a new trader can grasp the general concept. However, can they actually trade it?

So, let's try to lend a hand here and get the new trader into a frame of mind conducive to quality trading efforts. At least this part you can control. You should already know you can not, and will not, control market PA. Forget about it!!! So, demo trading is the mind strengthening tool that so many cannot grasp. Simply stated:

"If you are so undisciplined and mentally weak that you cannot even focus your efforts on obtaining results conducive to trading effectively and consistently based upon your chosen trading plan, and without having actual money involved, then how in God's name are you going to somehow muster up that mental strength to do so when you actually have it count?"

I know that many feel live trading is the answer, I simply think otherwise. You have to become married to your trading plan. You have to love it, care for it, treasure it, share good and bad together, and above all else you have to TRUST IT!!!! As an example of trust, take a look at the MT4 charts again. Notice the 'blue' rectangle in the Trix boxes. Now, look at the PA above those boxes and check your own trades during that time.

I guarantee many got out of the GU, EU and EY trades due to the perceived chopiness of the PA. That is the first and foremost error you can make here. You had no faith in your partner and abandoned them. You left them to fend for themselves and you ran away.

So, what does your partner do. Good ole 'TRIX' stays the course already committed to and is

willing to take the good with the bad, very akin to the marriage vow 'For Better or Worse!'. Look at the result for its unwavering strength. **EVERY ONE OF THOSE TRADES WON AT +10.**

Talk about having mental strength! Where were you at this time? Treading the oh so common rough Forex seas with your partner? Or, snatching the life preserver from your partner to match that of yours just to help YOU survive. Folks, when you can answer this question honestly and correctly, you are at that time ready to take the trading journey with your plan without fear or trepidation. You have then become a true probability theorem trader. You know there are risks, but you trade with faith and without emotion.

Until then, everyone who failed to stay with the signal just failed the pre mid-term test. Regardless of what indi you like, you simply did not have the needed trust to take the good with the bad.

In short, FEAR STILL RULES and more effort is needed. This is why I ask so often to proof up your claims and mark your trades and post them. Visually confirmation of your decision making process in a scalping plan like this will do so much of the psychological work for you with regards to overcoming trading real money and trusting your chosen plan.

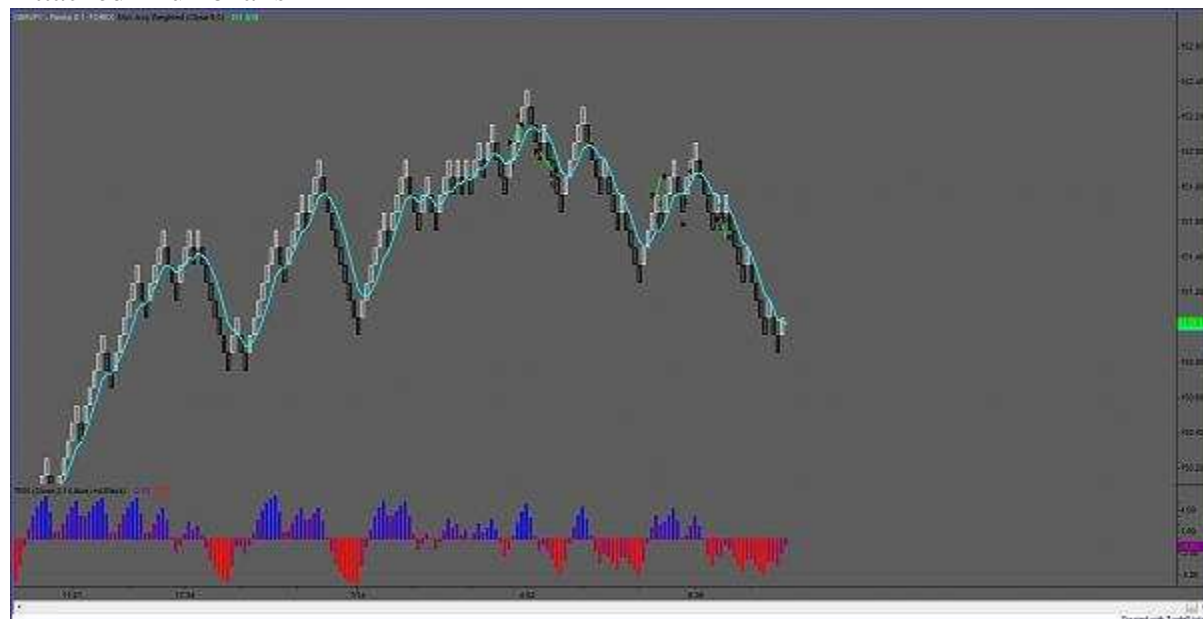
Truly, a picture is worth 1000 words. Long winded maybe, but I really do want to see a few traders be developed here. Economic times are turbulent, some have lost their means to provide. This plan is set forth as a possible way to bridge the gap between drowning and surviving. It is not that difficult to discover enough quality setups to average \$200 daily net profit.

That may not seem to be much, but it is around \$50k annually and is a hell of a lot better than unemployment.

Thanks for all the great posts and hope the plan continues to offer hope and stimulation. As always, try to have some fun with it.

Regards.

Attached Thumbnails





Quote:

Originally Posted by **Pipquest** [↗](#)

Greetings fellow traders, and a Hearty Thankyou to our Great Teacher Edgetrader !!!!! May the Pip Gods always smile upon him for his time and effort teaching us !!!!!

Please Find attached a Chart with my trades taken today from 7am to 11am EST which is 1100 to 1500 GMT. Green Vertical lines are + 10 wins and red lines are -20 losers. All in all there were 11 wins and 4 losses. 3 losses would have been prevented and converted into 3 Winners Had I waited and taken the signal 5 to 15 minutes after the reports were released. I Know better and should...

Very good charts and good you had some positive results.

As for fundamentals, I will trade around 5-10 after almost always. Is a bit shaky at times but the first 5 minutes seem most important. There are, imho, so many retail traders in the market these days that I do not see quite the volatility at news releases as that of the past. Might be wrong, but does not matter.

Take a look back at my last chart shot for today. You will see that I entered trades just after the news releases. That is pretty much the norm for me.

Regards.

Quote:

Originally Posted by **DarkDays** 

Just finished reading this thread. Good stuff overall!


I have a question regarding the times Edge recommends to trade this method. My employment permits me to only catch the first hour of the New York session. I can get up early to trade London open though. If this is the only time I have, is it possible to trade this method profitably during 7-11 GMT?

*Thank you for your advice,
DarkDays*

That remains to be seen, however you do have the hour before and the hour after the U.S. session which is a pretty good time for volatility. I would give that a go for sure.

Regards.

Quote:

Originally Posted by **TudorGirl** 

You are spot on there Tex. But also look at the red Trix lobe previous to the ones you marked. The PA is making lower lows, but the Trix is making higher lows.

*I know everyone thinks I have a load of secret, magical indys, **but all I use is the Trix. It is just that it tells you more than just the zero crossing. You can estimate oscillation depth from lobe size, you can get into a turn earlier from divergence and so on.***

Anne

While so many are taking sides and asking for proof of trades and all the other stuff, invaluable time is wasted that could be better utilized to study the one indi that holds the key to the mint.

Read everything you can find on this thing. Learn the capabilities and properties inside out. It is your partner for life if you will just look beneath the skin.

I can appreciate how some feel Anne might be playing some head games with you. I am neither promoting or defending Anne, she has offered to 'help' anyone who asks her. However, you need to ask the right question. Asking her to share her 'trix' material and her work with such is not her obligation. This public forum offers information FREE of charge to those who seek to use such in any manner deemed prudent. Still, that can be a burden as the more FREE information that is divulged, the more FREE information people believe they are entitled to. All of you fine folks know this.

Many of you are somewhat like 'sponges' and just want fed so much information so as to attempt to 'soak' up everything there is to know on trading this plan. As someone with a

mathematics background, Anne has indeed done her due diligence here and has realized the potential of this little jewel. She has answered the questions repeatedly and with uniformity. **USE THE TRIX AND A QUALIFIER AND TRADE IT!!!!**

Swingman has provided enough variations of this thing so that anybody should be able to see the possibilities. Many of you have already initiated trading using some variation of such, and yet the search for the ultimate indi goes on.

Well, I set forth the challenge and am already seeing other indi's start to be mentioned. As in the first posting, it is time to proof up ANY indi you submit from this point on. That means you need to have traded the damn thing, and it needs to be validated by outperforming the TRIX. Anything else is pure folley. There is a difference in setting forth an indi such as the Trix MTF, which is not an indi that needs proofing. It is an indi that 'augments' directly that which we already use. By contrast, throwing other MA's out there and saying it works just as well is nothing more than words. Show me 50 trades on your charts to proof it up and it is a done deal. Otherwise, you only confuse and disrupt the focus here, **which is on trading, not indi development and testing.**

Again, the signature to my avatar is the key to the door that will finally help you reach that 'golden carrot' I have seen referred in subsequent postings to the one isolated here. You have already been provided the key, it has many different teeth all capable of unlocking the vault.

You must trade to progress with this and time is not your friend.

Have fun with it but please, USE IT!

Nice focus!

It seems that the thread has calmed down somewhat and we have focus on the plan pretty well established today. VERY NICE ALL!!!!

You are all getting a pretty good look at the power of that trix thing. Good to see some MTF incorporation of such as it really tell you when a pair is trending. Watch those lobes and bars, trix 'does not lie'!!!!!! It is what it is.

Today, if you were brave enough to take counter trend trades, you most likely got an asswhoppin. Blunt but sometimes the truth hurts. Do not despair, I got slapped around a couple of time also. Sometimes I think I am superior to the market and it reminds me monetarily that I am not. It is a constant state of mental anguish when I do that.

As such, I take a java break, apply self induced lashes (about 10-15 depending on stupidity level), cry like a baby and then refocus efforts. What else is there to do? Sometimes the market PA just does not cooperate.

Pairs (EU,AU and GU had early uptrend's and a few pips could be made. EY was just a nightmare for a couple of hours and was best left alone. In the last hour PA is improving

somewhat. Hang tough, you all know the deal when 'scalping'. Some days are better than others.

Need to read the overnight postings a bit more now so might be unavailable for 30 minutes or so. Back soon.

Regards.

Aggressive or Conservative?

Folks, for the balance of this week, I think it best that each one of you decide how you are going to trade this plan.

Aggressive - take EVERY signal and gain proficiency is just trading the signals as they present themselves. You will also be able to ascertain which primer and detonator you feel works best for your trading psyche. Try to really get targeted on your initial trading during a session. If in demo, you should trade at 1 standard lot for simplicity. If live, that is obviously your call as to your wagers.

Conservative - take every trade with 15m confirmation of direction. 30m is a bit too high for this plan. Just keep trading each signal you get until it becomes BORING. This need not and should not be an adrenaline rush. It should be a methodical approach to a simple plan.

One note here, YOU CANNOT HAVE ENOUGH TRIX CONFIRMATION ON A TRADE!!!! If you have 5 different trix indi's on your chart, it is FINE!!! It is going to become more valuable as next week unfolds. Focus on those little M80 pops for now.

You currently have 75% of the pairs suggested offering some pip explosions at +10 levels. Better PA right now is (imho) making up for earlier slapping around we got.

Regards.

Quote:

Originally Posted by **Pipquest** 

Edge today was indeed a day when your money management of -4% +2% would have saved your account to survive and trade another day!!!!!!

Todays trades were between 1100 and 1415 GMT.

Some entries were delayed untill after reports release.

Green verticle lines = Win +10

Red Verticle lines = losers up to -20

pink Arrows = examples of trade going against you and penetrating or closing above or

below the 12 WMA.

QUESTION ? Edge do you wait for the price bar to close above / below the WMA before you exit a losing trade?

Or do you have...

There is never a plan that does not have some manner of discretionary aspect to it. Observation of PA cannot be substituted in initial trading of any methodology. Thus, when scalping, you had better be real comfortable with presett MM rules and NEVER violate them.

Plan is a simplistic W/L ratio format which has preset TP and somewhat discretionary SL levels. As such, it is NOT a plan you want to stick around and trade hour after hour with. The odds are with the house (market) if you do so and you will lose.

You will find out that, the more you can focus on trading at appropriate times (volatility), the better you will do in this. As mentioned earlier, I think EVERYONE should be on demo here. You live trade at you own gain or risk!

The goals are +2/-4% of account. Each day, you should be trading signals with these parameters set out in front of you. Trading at 0.5 lot levels, you need 40 pips to hit TP for the day. Obviously, you can absorb 80 pips to hit max SL to account. Any trading after such should be done with 'pennies' and just as an exercise in becoming proficient.

And yes, trading this plan is pure probability theorem in action. That is how I trade every day that I do actually enter the arena. Also, as mentioned, I too was slapped around a bit today. I did not hit -90 levels, but you must remember, I trade a bit differently than that being presented here. One must crawl, walk and then run as per post #1.

It takes a bit of time to become proficient. It takes MUCH longer to become consistent. There are other considerations down the road to be considered. You have yet to snatch the pebble from my hand grasshopper.

Regards

Quote:

Originally Posted by **vhramz** 

Hello Edger,

*Frankly speaking I didn't see too much utility to TRIX Oscillator..
either two I have wrong setting or..it is just like smoothing SM trix..who give a clear
indiction...!..am I right..or wrong..???*

Hard to answer as I am not able to tell how you had it set or how you were using it.

From a general perspective, I believe ANY form of trix indicator, if up to speed on its usage, augments a traders toolbag well enough to turn them from apprentice to journeyman in their trade.

Regards.

HMMMMM!

A plethora of different observations going on today.

Lots of talk on a 200 EMA which is akin to the MTF trix. Is a good reliable addition but is not proven more effective. However, am real familiar with the trader that introduced such, so will acquiesce to his experience and long time use of such.

Lots of talk on Swing trading. Mentioned from post #1 that this plan serves traders of all styles. This method obviously promotes the 'less is more' concept by use of larger lot sizes and garnishing less pips, thereby reducing market exposure. However, is good to see postings detailing the swing trade possibilities. Have even seen a couple of 1H proponents using the base methodology which with proper account size and prudent MM is of course a viable option.

And a few here that are really pushing the cerebral cortex to the maximum trying to do whatever it is they do. It is a very good learning base to read their opinions (even for me) as you never know what the intellectuals and advanced traders may discover that will benefit all in the community.

Lastly, there are some just pushing the plunger and gaining proficiency at blowing crap up. That is kind of fun too. I know I enjoy it!

Overall, a bit better PA today and some crystal clear setups regardless of how one chooses to trade the plan. Kind of like the MTF and 200 EMA deals for cautious traders. Nothing like a little 'recon' team out there helping isolate good demolition areas.

Threw a few trades on the MT4 myself this morning. Nothing spectacular, but even with a few losses was able to derail a couple of trains and scoop up some bounty for the effort.

It seems the thread is as anticipated. A few groups of people splitting off somewhat and exploring possibilities with those who are like minded, but still focused on the course itself. Just like college if you ask me.

Good job all.

GOLD STARS FOR EVERYONE!!!!!!!!!!!!!! 🏆

Regards.
Attached Thumbnails



Quote:

Originally Posted by **Yidrasil** ➤

A difficult day for me with the ranging, whipsaw markets. Many thanks to those who post charts - quite enlightening.

Looking at many of the different charts I'm struck by a common factor - namely how there are many primer/detonator combinations but only certain ones are taken. Perhaps this is an area we need to concentrate on to refine the process as the basic setup is fairly straightforward.

It would be interesting to hear from the more experienced traders why certain setups were either left or taken. Accepted, today's markets were...

I think this would be difficult. This plan has mechanical primers and detonators but has discretionary plunger pushing. There is simply no way without everyone running a carbon copy ea that the trades will match one another.

Also, it has further discretion as some trade it as set and some trade it based on a larger TF confirmation.

Naturally, you should feel free to ask a person who posts a trade if you are so inclined. However, I would ask to be left out of this at this time. I miss about as many trades as I take due to working my own trading and checking the thread contents and questions. Not trying to 'backstroke' here just not enough hours in the day for me at times.

Regards.

Quote:

Originally Posted by **lrathi** 

*IN SUMMARY: **TRADERS DISCRETION** coming up as the secret once again.*

What strategy is totally mechanical? Robots and EA's the answer? Is is the point I am making

Thanks EDGE for this post!

Ain't that just the truth of the matter. At least for now.

I do have a couple more tools for the bag that everyone is going to have some fun with. Really want to make sure everyone sees at least potential here first. Am seeing a few postings indicating LOSING days of a consecutive nature. UNACCEPTABLE!!!! REFUSE TO LOSE. Need to be able to post positive days with the M80 charges first. Moving to C4 is less troublesome from a PA perspective, but will require extreme focus. Takes about a hour a day at best most of the time. Can even focus on your favorite pair. Spreads are not to much issue either. Can even do this on the old MT4.

Once you can handle higher explosive proficiently by simple primers and pushing a plunger without killing yourself (or your account) we can enter the final phase.
NITROGLYCERIN!!!! Really packs a wallop then and you will be safe as babies doing it. Hang in there folks, we have not even a week under our belts. Still in demolition boot camp blowing up toy trains.

Some profit taking tomorrow maybe? Who knows. Hell, who cares? Just give us some oscillation and we will be off and running.

Regards.

Quote:

Originally Posted by **jacson101** 

Hey 4x,

Precisely!

I use it with C4 though.

*Price Action just gives us an indication of where price needs to be at some point in time.
ie. someone/something "big" needs price here or there for a whole host of reasons.*

Update to Euro/Dollar.

TP hit(only after C4 went hot)

This is a fine indi as Jacson has indicated.

Is taylor made for higher TF trading by design, but has some versatility to it.

'Red' stars are the only thing C4 will really integrate. You can leave the indi as per default of make the other colored stars the same as your chart background, as you wish.

Have been looking at it a bit myself and thanks Jacson!!!!!!! 🙏

I find it VERY useful as it augments the 'less is more' concept. This thing is not usually going to provide 30 pip trade targets. Look at it closely. It seems to be a larger lot size, less pip target that is hit pretty damn often.

For example, as a 'red' star appears on a long move, I wait until the next long presents itself. If the target star is within 10 pips of the new signal, I go for that star. Might be wrong but that is how I am incorporating it into the method.

Opposite for a short.

Jacson, please advise if off track.

Regards.

Quote:

Originally Posted by **Indrek** ➤

[b]One only report does not mean anything in real life or in real economy, here at Forex market it still moves things up and down....

This is just one of the many 'snares' the Forex sets as it plays the game.

Also, it is a primary reason for my own personal goal of striving to limit my market exposure. Is a real mine field out there at times and the longer you romp around the field, the higher the risk of stepping into (or onto) one of these things.

Again, with good MM you can survive these pitfalls. Fail at that and you will have limbs serarated from torso and need Irathi (MD ?) in a professional sense.

Tread softly and carry high quality tools in that bag.

Regards.

Quote:

Originally Posted by **Indrek** 

I do not think that the topic is relevant at all. But! If you get 2 % per day **on average** then mathematically it is not hard to find out how soon you will be the richest person in the world. It should happen quite soon, I am afraid.

The tricky thing here is that Edge speaks about +2% / -4% 😊

Small calculation: [i]if you start with 2000 USD that is a reasonable amount to start with, and have 2 % **on average** then you finish first year with ~280 000 USD, the second year with ~40 million USD and the third...

It isn't, however, a previous poster obviously did not bother to read the early part of the thread when this was addressed. I believe it was last weekend in the thread, before any trades were even taken by anyone in order to see if the plan actually worked.

So, lets do this one more time.

The 2% calculation shown does not factor in withdrawals or losing days, which will happen. It also assumes a trader trades every day possible. These are the first poor assumptions.

In addition, it assumes **trading a \$2000 account with standard lot sizing, which is the same as pissing in the wind**. It is a very foolish thing to do as you are asking for trouble. Standard lot margin on the pairs recommended is about \$1000 per pair at 100:1 leverage. As such, this trader is only able to trade 2 of the recommended pairs and he had better win a few trades quickly or he is immediately risking a margin call. As such, he is definitely not trading without fear, and, is most assuredly unable to focus on PA and the plan. As such, he is a accident waiting to happen, and is going to hurt himself or someone else through his galactically stupid antics. This too was mentioned at thread opening.

Worse, if someone is dumb enough to trade at even higher leverage amounts, **especially on a short term trading method**, then they are simply not smart enough from a MM perspective to even be trading to begin with.

However, this same trader could start with a modest account size of perhaps \$10,000, then this story can be told differently.

Trading at a more prudent level, say .25 lots, this same trader begins the day trading with the goal of taking appropriate setups and seeking 80 pips net for his work that day, or \$200.00. In short, a 2% gain.

He is aware that at 100:1 leverage, each .25 lot traded diminishes his purchasing power by around \$250 via margin requirements while the trade is live. As such, he can comfortably trade any signal developing within the four pairs recommended without cause for alarm from a margin call perspective. In fact, he could have a trade ongoing with each pair simultaneously at a total margin against the account of \$1000 (approx. \$250 x 4), or just 10%. Very conservative this trader is.

This trader also understands that the performance history of his chosen **trading plan exceeds 75%**. As such, as a **PROBABILITY THEOREM** trader, he has faith that his initial **odds are 3-1 stacked in his favor**. Also comforting is the fact that, should he lose a trade, which is inevitable, his odds increase slightly for the next trade initiated to become a winning trade. Even more, this trader understands that his maximum risk to account daily is 4% to start, or (-\$400.00). Trading this plan, he knows his risk is 2 consecutive losing trades on all four pairs at a SL of -20 pips. (-20 pips x \$2.50 per pips x four pairs x 2 losses = \$400.00). He believes it possible, but unlikely, that his plan will produce 20 consecutive maximum loss days forcing him to abandon such.

Why? Because he has back-tested the plan, demo traded the plan, forward tested the plan at modest monetary amounts and **has FAITH in the plan**. He spends his time trading the plan and limits his time to potential improvements until after trading times.

In addition, he looks closely at the four pairs deemed appropriate trading vehicles and noticed how that ALL four pairs seem to have PA moves IN GENERAL within 10 minutes or so of each other. In short, they have a relatively high correlation to one another. "Shit howdy he exclaims, I get more potential bang for my buck and can spread my risk within four pairs". In addition, he reasons that, "if I can FOCUS on my trading and trade good setups, I theoretically could be done in only two (2) trades if they all go reasonably close to one another". Btw, this has been shown via chart shot several times recently. **He LIKES HIS ODDS ON ANY GIVEN DAY!!!!**

So, enough with the account growth junk. If a trader does not think trading the plan affords them the opportunity to garnish 2% daily account growth, then they should not be trading this style and methodology. This is not for those trading for .10 mini-lot levels. That is fine to start with, however, this plan demands an attitude of 'less is more', a commitment to trading the plan as set forth, and the ability to trade with very little emotion. It is nothing more than a numbers game here.

Remember, this is only the initial outlay of a trading plan that was presented to everyone here. If a trader has so little confidence in trading this plan and attaining these relatively modest goals, then there is no point presenting other **WELL ESTABLISHED** facts augmenting this plan. I certainly will not waste any further time doing so if there is no point to the effort. Am quite content trading as in the past.

As mentioned a few times previously, if making \$50 (.5%) daily on a \$10,000.00 account is a traders goal, then this is only a hobby and their regular job needs to be both steady and very long term. This is obviously a tad more aggressive.

Regards.

Week ONE (1) Summary.

As with any thread, we started out all over the place. No organization, a bit of bickering, a plethora of indicators introduced, talk immediately of "ea's", looking to higher TF's, failure to use the plan setup's as designed, and yet it seemed to end as a positive week.

There were many who applied their efforts as asked, threw in chart shots of their trading efforts and in general seemed content to muddle through the first week without getting totally disgusted.

There were a few who brought forth some indicators that many incorporated into their trading efforts. A simple click on the upper right corner 'paper-clip' will allow you to review any indicator you think prudent. I too have a couple of modest changes that are already on the edited #1 posting.

There is a 'ea' being utilized that was set forth 10 pages ago or so. It is a link to a page to get it if so inclined. There is another 'ea' being worked on by a top thread contributor that is still undergoing testing. Everyone waits impatiently (mostly) for that.

And there is focus on the Trix indicator. It is my own preferred 'detonator' and has served well for quite some time. A challenge was set forth to thread followers to submit an indicator that was more efficient. None passed muster in this regard. There are lots of indicators that are close to performing along the same lines as the Trix and can be used as 'augmentation' or 'confirmation' indicators, however, none can unseat the patriarch as of today's posting.

As such, where do we stand and where are we headed? Well, we still have a very basic trading plan in place. Is VERY simplistic and needs only a 'primer' and 'detonator' to trade such. Have shown my preferred choice on this in post #1, and will leave it to each individual alone to choose that which makes them comfortable.

We have, in general, aggressive and conservative traders in our ranks.

Aggressive traders will trade every signal provided and gain needed proficiency trading the method as quickly as possible.

Conservative traders seem to like the 200 EMA and Trix MTF as filters to take trades only in the direction of a dominant trend if present. Either way is fine and serves to get a trader's feet wet, which is the goal in week one.

We also have those who are not comfortable trading the 5M TF. That is natural too as not everyone can do so. As a natural progression, they seek a bit less PA volatility by moving to the 15M TF and trade the basic plan there instead. Either way is again, fine by me. As mentioned in the opening post, the trading plan is quite versatile and can be traded on any TF of your choosing.

There is also an ongoing difference of opinion with regards to my own 'less is more' trading concept in which I go after less pips with higher lot sizing, and others who prefer to gain more pips by means of swing trading this method or staying in moves a bit longer than the 'scalping' style sets forth.

I am not going to address this aspect any further. It is not my intention to preach one style

over another. This is a simple methodology by design and how a trader chooses to use it is a matter of personal taste. I am more concerned that a trader simply becomes more proficient with less indicators and trades as well as they can.

OK, what does week TWO bring? Here are my own thoughts on how this thread can progress and what I would like to see.

1 - As 70% of thread postings are in tune with new indi introduction, that needs to cease. Everyone has had a full 7-8 days to check out all their personal favorites, throw them on a chart and present them for inspection. Not much has happened other than to make the thread approach 100 pages in only a weeks time. That is detrimental to future followers as it is simply way to many pages to catch up on. Further, nobody has, as of yet, been able to proof-up their indicator submissions with trading results. So, they are just a personal choice.

2 - This week needs total focus on presenting trades taken via your chart shots of such. Mark the trades via drag and drop, pricing tags, vertical lines or whatever. Use your favorite indicators as you wish. Trade the TF's you wish. However, everyone learns best in this by visual association. How about give it a go.

3 - As there are some more 'technical' issues being resolved with regards to 'ea' development, please post and communicate with those of like minded efforts as you deem prudent. It is only to be beneficial to the community and scientist need to communicate to create. I think it best to just let you folks do what it is you do.

OK, there are my thoughts. The first week is past and the 'flavor of the week' luster is diminishing. Lets see if we can actually throw some trading efforts into the mix here. If we cannot move forward and gain actual proficiency in laying small charges and hitting some targets, then we cannot move forward towards more intricate devices. This is really basic material here, and we all crawl, walk then run.

We are still crawling but have managed to right ourselves and sit up on our own most of the time. Lets gain some better dexterity and coordination this week.

Regards.

Quote:

Originally Posted by **cgforex** 

Hi SwingMan or Edge...I see on the inputs for the SMTrix_V1 indicator that it has the count bars set to 500..This is for the the 5M charts correct??..So if I want to watch it on the 15M charts I need to change this setting to 1500..Is that Right??.....Also the default setting are set at 3221, is that correct or does it need to be changed to 3111 like in Post#1....I have read somewhere within this thread of 3222...so this is the reason for my confusion....I just want to be on the right page.....Thanks for sharing...

Rob

Set it at 3,1,1,1 as per post #1.

Leave the count bars at 500. It is a universal indi and works with those settings on any TF.

Quote:

Originally Posted by **Indrek** 

As I know that I am not only swing trader in this community, I hereby introduce a system that I am going to test from tomorrow:

Chart: M15

Primers: Trix M30 (3,1,1,1); Trix H1 (4,1,1,1).

Trigger: Trix M15 (3,1,1,1).

Entry: *Trix M15 gives a signal and the direction matches with Trix 30 and Trix H1.*

Stop Loss: $ATR(14) * 2 + spread$

Exit: *at a close of a M15 candle when Trix H1 has changed its colour.*

[b][color=darkorange]This system should give 5-8 trades...

As posted yesterday, I am not inclined to place my own personal trading preferences at the top of the list. I simply put forth a methodology that few can actually get a firm grasp on.

However, the basic signals are efficient on any TF, so traders have a lot of versatility built within the infrastructure to use as they deem prudent. No need for apologies to me ever.

However, your posting does raise some concern in general. This may be my own 'kiss of death' but I will speak my peace regardless.

1 - It uses a 1H MTF color change to exit a trade besides that of ATR to somewhat manage the trade. I think the MTF is fine to initiate a 15M trade. However, using a 1H as an exit perplexes me. Signals are just as clear on a 1H as a 15H, perhaps even better due to less market noise. So, if someone wants to swing trade as such, you might as well use the 1H to begin with.

2 - Sitting there and 'testing' or trading this from 5-14 GMT is a long time. Very few individuals are going to be suited to do so. Further, this is seemingly an effort to gain credibility to 15m trades by 'live' testing it. Even with scanning four (4) pairs, you will need a few hundred trades in order to get a general idea of performance. That should take about six months and is clearly not what any person associated to FF is willing to do, other than yourself of course.

This is called generating a 'profit expectancy' to a swing method. As mentioned previously, I am a proponent of back testing, and a shit-load of data need be compiled before I even start to 'modestly' start trading such live for an additional few months. You folks will do well to pay a firm a bit of cash and have them test that plan out for two (2) years historically. At least you will have attained your 'actual' profit expectancy on a per trade basis. With that info in hand, you will have appropriate TP/SL areas firmly situated based on 2 years data.

That is how you build a viable trading plan (model). Most people simply do not have the time or means needed to sit there and qualify a 15m plan month after month. So, in short, 6 months live and a few hundred trades in order to QUALIFY the method, or 2 years historical (in about 20 minutes time at best) which already qualifies the plan. At least you can trade such under a 'reasonable expectation' concept when you follow the latter. Overall, is a good investment in your trading business.

3 - A trader is either willing to put some faith in a plan and actually trade, or they are more inclined to continue playing video games as the days, weeks, and months pass. Have watched and seen this thread unfold the same as that of many, many others. In only a week, this particular thread has around 100 pages and a few hundred paper-clips during the initial 'indi envy' period. Unfortunately, this just continues on and on. As mentioned in post #1, you do not need 8 indi's telling you the same thing as 2 indi's. It simply embraces analysis paralysis.

'Swingman' has set forth so many indi's as requested, and STILL people ask for more and refinements to that he has already provided. If he is really smart, he will take no pay for his work during these next six months with NASA and instead barter for a seat on the next shuttle mission lasting at least one year. Baring that event, he should ask for a seat for the next 6-7 launchings, just for the peace of mind. While his efforts are appreciated and applauded by all, they are wasted by many who simply cannot evolve from 'indi envy' groupies into traders. Replacing a MA or TRIX with one that is 'color coded' is common as every one wants simplicity, like 'green' is long and 'red' is short.

However, how many things have to tell you that the water is wet, or the sky is blue, before you will believe it? This is why so many grade school students have great trading potential at such a young age. They simply accept that which is beyond rational dispute ($1+1=2$) and make decisions based on what actually is fact. They do not suffer from over analysis and have a better ability to focus on simplicity in order to base their decisions upon a couple of simple facts.

4 - This is, imo, the worst thing that could have happened here. That is, a 'graduation' from 'indi envy' to that of 'pip envy'.

A subsequent posting to yours sets forth a weeks worth of testing showing a few hundred pips generated. I have constantly and consistently preached otherwise and will do so until death do us part. That is, imo, a fools game and many here are playing right into its clutches. While some here may have the capital backing such trading style, I see very few with the trading experience needed handle such account expenditures. This is the last time I will harp on this. It is only a continuation of by rants on trading v. video gaming and as all of you can confirm, have become redundant.

I am admittedly saddened that so many cannot 'improvise, adapt and overcome' with a 5m plan of ridiculous simplicity. Very few, and I mean very few, have figured out through trading efforts this past week (and some easy backtesting) that the 'higher explosive' (C4) lies not in the trading plan, but within your trading ACCOUNT. The +10's were but a somewhat realistic TP level on the four pairs. They do indeed happen

very often.

However, by actually focusing trading efforts, you should have found that the 'less is more' concept really comes into effect when you raise up your lot size a bit and go to a +5 level. All this is possible with a bit of mental discipline and faith in your trading plan. Yeah, you need to develop your 'unemotional trading' mindset, but that was for down the road a bit further.

And, you know what, you know your mindset it really screwed as a scalper when the first thing you think about at a +5 pip level is "WHAT IS MY SL?". Already have losing trades dancing in your head. You are nowhere near ready to scalp trade. And playing with 'NITROGLYCERIN' is nothing more than a fantasy as you cannot do such with simple indicators alone. I have mentioned before that, imo, trading is 75% mental and 25% mechanical. Now you get a better glimpse as to why so many 'mechanical' traders fail. Lack of simple faith. A 3-4 losing trade run simply decimated their trading psyche and they resume their search.

5 - There is considerable focus on ea development ongoing. In fact, one already exists within the thread that some are exploring and implementing. This is also common to almost every single trading plan thread I have ever viewed. "How can I get this thing do do the trading for me while I am away playing?". Now, some say they are too busy 'working' to monitor a screen all day. If so, where are you going to find the time to watch a 15m trade develop? How many hours do you have each day to grind away at that project? And now you decide an 'ea' is your answer. Well, let me tell you a little secret about automated trading.

Any worthwhile brokerage letting you trade an automated strategy is going to do so on condition! That being, if you set your platform to trade this ea, you do so at 100% risk to YOU!!! The broker IS NOT going to accept ANY responsibility for things like erroneous trades taken, system disconnects, failed order open or closing, etc..

So, are you 100% mentally confident in placing your hard earned funds into a brokerage account and letting a 'computer' trade those funds while you are either at work or play. If so, you indeed are more confident in error free automation than I am.

On the other hand, you may be a person who wants the 'ea' to do the trading for you while you sit there and watch it do so. If so, you again exhibit faith in an automated system doing in which you programmed in as parameters, but cannot and do not have the experience trading to do so by yourself. Great, you believe in a 'robot' and suffer self esteem issues by having no faith in yourself. Further, you did nothing to help develop these perceived robotic capabilities, and you certainly did not come out of pocket to purchase such. As with 'Swingman and others', many intend to take as much for nothing as possible depending on the generosity of others with a work ethic some cannot even comprehend. How many mini or micro lots will be committed to this type of trading? How many 'live' trades is it then going to take to convince a trader of actual viability? When a "trader", going to 'pay it forward'? The answer is NEVER as a trader with this particular mindset has nothing at all to offer to this or any other trading

community.

And yes, it is already known I use a 'ea' in my own trading efforts. So, I am well aware of their pros and cons. Further, I NEVER, EVER let this thing take a trade by itself without first providing a trading opportunity **alert** that I MUST accept or ignore. In short, I still have to do the work involved in trading. An 'ea' is a valuable professional trader's assistant, but does not replace a professional trader.

Unless a trader can submit something of their own accord that is already viable and prudent from industry recognized trading and MM standards, it is useless. This is where a person can use their 'creative' side to explore their trading ideas.

Unless a trader can apply sufficient focus and effort into a trading plan to become proficient on ANY level, they are not ready to leave their house or day job. This is where a person needs to separate creative thinking from probability theorem thinking. The two do not mix when actually trading.

Should they not be able to detach one from the other, they are 'primed' to fail and their 'detonator' is their ill conceived notion that are somehow now ready to enter the trading arena. With these simple indicators as set forth in this thread, I does not matter what TF you trade. However, you are indeed trading 'probability theory' whether you accept that as fact or not. Again, a grade school child would do so as it is indeed fact. It is up to we full grown adults whether or not to accept such or not. We all have some tendency to discount the obvious.

As mentioned before, a potential trader needs to 'proof up' EVERYTHING they submit as fact for scrutiny. Not only chart shots showing attained proficiency in a methodology, but indi's supporting their position, and competent rational thought as to their thinking process on a trade.

Otherwise, as Yoda would say, "THIS TRADER, THEY ARE NOT READY TO BEGIN THEIR JOURNEY!".

Overall, I think the 15m is a good option for some. However, I am going to increasingly request that efforts on that TF be such as to completely warrant actually trying to trade it for a living. **That alone is the purpose of this thread. Learning to trade a plan so as to augment or replace your existing vocation. Absent these, this thread seeks to provide an alternative to those displaced by difficult economic times.** \$50 bucks a week simply isn't going to do the trick. At that level, it is a hobby as mentioned previously and nothing more than glorified monopoly.

Regards.

P.S. - Am not totally void of kindness regardless of my rants. I will, during some point this week, provide a glimpse of 'NITRO' for your review.

This post is not directed as an affront to Indrek. Just throwing some stuff out there for reading and reflection.

Trade Well.

Quote:

Originally Posted by **Indrek** 

Very nice post, Edge!

*One remark, though. When speaking about the probable exit I did not mean the point where H1 Trix crosses to other direction. **Exit is when H1 Trix just changes its colour on M15 chart.** So, as soon as H1 Trix is not any more hot red or green, we exit after current M15 candle closes.*

*And when describing the system, I forgot to mention that I usually move my SL to BE after the price has moved to "my" direction for $ATR(14) * 2$ pips. After that I go after many pips or nothing 😊*

[b]I am not going to trade all day long. I...

OK, I think I understand the idea, but this H1 still perplexes me.

All that is apparently happening is taking a trade off a lower TF with and upper TF confirmation. In this case the 1H. So, what purpose does the 30M MFT serve. It seems totally redundant to such an effort and is nothing more than wasted chart space.

In addition, it seems there is a heck of alot of faith that the 1H will hold as a developing trend. Otherwise, the 15m is going to whipsaw due to lack of direction and trader indecision at that level.

In addition, we have a SL in place of around 28-60 pips depending on pair traded, and we have the initial spread to account for also.

So a trader trying to do this for a living is risking approx. \$280-\$600 on a trade based on 1 standard lot traded. (I already touched on how much capital is needed to trade higher TF's for a living previously).

That is a pretty hefty potential draw-down for even a modest \$10k account on a per trade basis. 3-6% on a per trade basis simply terrifies me personally as I would only risk 4% on an entire session. Just me though.

Again, if one is to trade a 15m TF, the 1H is even a reach here for anything other than initial trend confirmation. Same as trading a 5M off a 15m confirmation. In fact, the thread I admittedly criminally hijacked (EURGBP) already was tailor made for this swing trading stuff. Also, Paul's TM indi is unparalleled as a primer and TRIX would serve well as the detonator for swing traders.

However, I feel it important to trade within one financial means, anything else is glorified monopoly. By actually trading a decent 5M plan after gaining proficiency in such, one is able to step up their efforts to higher TF's based upon their account growth. Trading is a business to me personally and I think should be taken as such by everyone. I know full well that is never going to happen as the FF is designed more as a creative persons think tank, not as a traders actual forum. Lots of ideas are floated around, not much actual implementation of trading per plan is present though.

That is just my general observation though, I am sure others will disagree and of course have that right in a public forum such as this.

As to your other highlighted comment, I must have misinterpreted that post as I thought you were indeed saying you were going to devote 9 hours daily to this effort. However, if you are only going to do so temporarily during summer months and then go trade the 1H as you deem prudent, how does that benefit us as a community. It will simply be unfinished work as a couple more months is not going to allow a potential trader to gain a reasonable profit expectancy based on what can only be 100 trades at best on the 15m. Again, there are better ways to qualify your plan now for minimal expense and have those who wish to, and can afford to, trade such expeditiously.

I apologize for any misinterpretations and appreciate as others do your continued postings and dedication to your trading style.

regards.

Quote:

Originally Posted by **Indrek** 

Mark has a strong point in his post... What could we do for keeping things focused? Open another thread for discussing the system's behaviour at other timeframes?

I have posted here and followed the thread carefully as I like the system itself but ONLY for swing trading.

So, my question is: do we have enough interested people here for opening another thread?

Was indeed a very good post by Mark and THX!!!

As you no doubt read yesterdays postings. I mentioned that I was not concerned on which TF a trader trades. The signals are all the same, regardless of TF.

There are both aggressive and conservative traders here. My concern is to trade the base signals as generated and to become proficient at doing so. If someone cannot accomplish trading a MA cross with a momentum indi confirmation, I do not see them succeeding on ANY TF.

Sure, you have plenty of folks who would like to tackle the 15M TF here. Again, what is their

base strategy? The same as here is it not.

Only thing different is their mindset as it is indisputable at this point that their reasoning in general is MORE PIPS. Everyone knows how I feel on this. However, yesterdays posting also mentioned how I am hopeful of more chart shots of trades than anything. That is the only way I can judge the effectiveness of the plan on others. It needs to be VISUAL. I do not care about pips gained or lost right now as everyone should be in 'demo' mode until they can trade several signals competently. I have crossed this bridge a few times also.

A potential trader gaining trust in the base plan at +10 TP levels is going to get solidified further in their thought process by dropping to a +5 level. If you were doing 70% at +10. you will do better at +5. The C4 component is the explosion to your account value, not your pip accumulation value.

Traders suffer one sin worse than any other, That is GREED. Is a constant battle in the beginning to control that particular demon. Only strength of mind, focus and faith in plan, and repetition of trades will become the magical elixir able to dispel that curse. Just my opinion though.

Regards.

Quote:

Originally Posted by **todor113** 

Edge! Beats me to understand why you're spending your valuable time to kick some knowledge , common sense into the heads of the crowd following your great thread. Please keep up your good job, some of us can get it. Dan


In the days of old, I also took many a beating screaming "Thank-you sir, can I have another".

There are so many here that get it also, they just cannot accept it. It is somewhat difficult to unscramble scrambled eggs.

IMPROVISE, ADAPT, OVERCOME. Not only in battle, but in athletics, education and life.

Regards.

Quote:

Originally Posted by **paradoxical** 

"All that is apparently happening is taking a trade off a lower TF with and upper TF confirmation. In this case the 1H. So, what purpose does the 30M MFT serve. It seems totally redundant to such an effort and is nothing more than wasted chart space."

Edge, what about scalping 10 pips only and a 20 pip stop using a 15 minute chart based on Indrek's plan using four or more pairs during a trading day? Would you be catching some quick momentum trades that way & getting out quickly? That way, one could just set the alert on the 15 minute chart &...

Fine if that is a traders actual trading goals. +10 are relatively easy to spot on a 15m, -20 may be too tight at that higher TF but give her a go and see.

The whole idea is to trade signals at the moment. Throwing real money at it is a bit nervy for beginners I think, but that is a personal choice.


As for alers, they have never concerned me much as I do not walk away very often. I usually trade no more than 2 hours in real time, so they have no bearing on my trades.

I am given a mission, I make sure my s... is right, I insure extraction is planned, I seek my target and I try to blow the crap out of it.

Less is more and very little exposure. Capture is rare, although the threat is constant.

Regards.

Quote:

Originally Posted by **Edgetrader** 

Today is your mid-term test. Good luck to all and remember, Simplicity, the single most difficult trading aspect to wrap your mind around".

Question #1

What item is singularly most important to ensure combat readiness and mission completion as a C4 explosive ordinance expert?

(may reference attached chart for clue)

A. *Primer*



B. *Detonator*

C.....

The correct answer is NEITHER. Indrek will get a gold

star for the correct answer, although his assumption (while good) lacks additional clarity.

The question was, "which is SINGULARLY" most important.

Answer 'c' is incorrect as it encompasses two items.

Answers, 'a' and 'b' are both incorrect as both are useless without the other. You can toss M80's and C4 around like a ball quite safely. They must be 'energized' to cause an explosion.

Answer 'd' is correct for the following.

As a demolition expert taking on a mission, you need a target!

That is the freight train called 'price action' (PA).....

As a demolition expert, you need a plan of attack (POA).....

That is your well thought out trading plan.....

And, as a demolition expert in combat, you need a firm extraction plan upon completion of mission.....

That is leaving the area upon attaining TP or SL. You live to fight another day. 🤔

Key word in the question was 'expert'. Nobody is at that level yet, nor were you expected to be. Was a simple mind exercise in order for you to ascertain your skill level at this point. After a week of 'indi envy', did you expect more? Surely everyone had some trouble with focus during the last week. 🤔

[b][size=5]Everyone passes mid-term as everyone is trying and that is the measure of success to me after just a week. 🤖

We have a bit more work to do but am quite proud to be in an instructor capacity in this class. Is quite professional overall, and I said before will be self paced. It has higher a education aspect which is great. I hated high school but loved college. "Throw it out there and make them think" worked for me back then. Works now too.

From a military perspective, absolutely no one, living or dead, became proficient at handling, setting, and energizing explosives in one weeks time. Takes that long to learn to keep your ass alive when being around the damn stuff. So, RELAX !!! You will be fine. 😊

Regards.

Quote:

Originally Posted by **Tw0eleven** ➤

I'm not sure how anyone will be able to make an ea for this method. If my understanding is correct...Price action is King and the "primer&detonator" are supporting indicators. I have yet to come across an ea that can determine what Price Action is accurately enough to produce profits over a period of time.

Edge, correct me if I'm wrong here. And I don't wish to be rude to those who have made or use EA...I just think the spirit of Edge's first post to start this thread has more to do with us thinking about trades and not relying on automation....

Partially correct here.

There are a few ea's capable of producing consistently with the base plan guide as trading inputs. However, I await a MT4 ea that is capable of such. This is why I am not going much further than I have. There are some that have worked long and hard to develop such and I just want to wait it out a while longer. Am a bit leery on brokers with MT4 platforms as their base platform still also.

Lots of neat little features, easy to add indicators and the like, but many have long and, at times, sordid histories. Have yet to find one of the top 3 worldwide recognized brokerages get any bad press. Will leave it to the threads followers to guess who those might be.

Platforms are solid, CS is way above average, no complaints with any oversight authority and could care less how you trade. In short, they work WITH you, not AGAINST you. They might cost a bit more than others, but you usually get what you pay for in this business.

And yes, I would prefer people spend time learning to trade on their own before seeking short cuts. In this industry, I think it best to prove yourself first and foremost. Besides, should a

really good ea happen upon the market, and thereby operate to dramatically alter the efficiency and equilibrium of such, do you really think that any brokerage will allow or want to be associated with such person(s). Nope, any extreme equilibrium change to the market, any market, and the game is over.

It exists and operates basically as a casino. It needs a built in edge to continue. No business lasts long when losing money. Even the pompous bureaucratic windbags would not be able to bail a market out like this. This market functions quite efficiently and matches buyers against sellers in very close percentages. It seemingly allows small tilts in one direction or the other so as to keep everyone interested and gambling a bit more.

That is why I enjoy a short term methodology. Just trying to take a bite of the cake when possible, not the whole damn thing at once. By using an ea MODERATELY, it is possible to have a few more bites than those who are not as advanced in their trading. Like I said before, I trade relatively quickly and with only enough lots to stay below the radar screen. I am not at all greedy.

My brokerage is more than happy to take my trades while making their spread and my personal broker enjoys his commissions. I do not think it wise to rock the boat.

So, how much does one think is enough? \$50k, \$100k, \$1M? Do you really think that, as a retail trader, they are going to allow you to jeopardize their long tenured bread and butter, the institutional traders? I don't.

Regards.

Quote:

Originally Posted by **Tw0eleven** 

Very interesting comments there...I have wondered that myself and don't have any answer. So I ask it to you or anyone else on here...how much can you trade while still staying under a brokers radar? 5 standard lots, 10, 50, 100???

That all depends. Who is the brokerage? What is their capitalization? Who are the clearing banks associated to them? Are there any dealing desks? Are they in compliance with oversight authorities? Blah, blah, blah.

Some brokers can handle larger lot sizes than others as their business connections allow them to farm virtually every single order they take out to associated financial institutions. Others are not as well connected and are therefore hesitant on dealing with larger 'players' as they might occasionally have to actually eat a loss. It definitely pays to go brokerage shopping when you are really ready to trade. I think the bigger the better is prudent in this business.

Country of residence also merits consideration. In the U.S., you need to have pretty solid business organization in order to get through the hoops the IRS has strewn about. Not

everyone can be a tax cheat and hold the top treasury office. Just pay the damn taxes and move on is my motto.

I tend to make better returns when conservatives hold power, less when Democrats are in office. Overall, there is enough money to get by on quite comfortably. I would never trade as a sole proprietor business entity in this industry, but there are many others that do. Again, there are well educated and informed people available to set you up correctly when one is ready to trade for a living. Everyone and everywhere is different.

Regards.

Quote:

Originally Posted by **lrathi** 

Not so clear to me....

Cannot share renko indicator because it is commercial...(understandable)

Is TG C4 commercial too? The information about the MA commercial too?

Request was for indicators and template.

WHY DOES ONE HAVE TO EARN THIS? All other ideas and indicators are shared freely and to all members without earning.....

What exactly does EARN mean in this context?

Thanks,

Edge do you answer for other programmers on the thread too?...

Could care less what programmers do. They are of course welcome to follow the thread and take what they want back to the lab, but that should be about the extent of it. Thread is designed for trading, any thing else does not belong here.

As for Pip Chaser's question, it would have been better to read the thread. Never has anyone posted a Renko template. As for indicators, it is a MA available anywhere on any platform and with any brokerage.

Also, PS stated that they wanted to TRADE renko. Fine, as with everyone else, a posting some time ago gave the location where to PURCHASE such. Anne, in a subsequent posting, even gave the location again.

Not really interested in your ongoing sewing circle crap with her. Has no place here. It is apparent you each have your own ways, whether or not her tone seems condescending to you is not relevant. You can simply place her on 'ignore' and be done with it.

So, yes, if PS wants to trade Renko, then go EARN it. Buy the thing and start trading it.

As to your subsequent posting, no, everyone is not equal here. Having no idea of your chosen field of medicine, I do know that a first year med student certainly is not equal to one with a PhD in the field.

That said, those who do not trade for a living are not yet equal to me, or any other trader that does. As with medicine, you can either practice the profession full time and competently, or you flunk out and move on. Either field is no place for hobbyists. Many here are simply learning as best they can in the hopes of getting to that level.

Lastly, my relationship with Anne is my own business. Those who care to speculate that I am somehow enamored with her being educated and female are engaging unsubstantiated speculation. In all honesty, for a PhD to do so is well beneath your standard of professionalism and is not appreciated at all.

If folks here want to trade, or gather some info that might help them do so, that is fine as it is the thread's purpose. Anything else is secondary and barely merits mention until someone airs it publicly.

Now, back to trading.

Have managed some pretty good +5's today. Mentioned over the weekend that the C4 explosion was not pip oriented, it is trading account oriented and I like the less is more philosophy.

So, perhaps it merits consideration on your part to take a closer look at the plan and see how things slowly start making a bit of sense as we start the second week of this.

Have seen a few excellent chart shot posting and those are much appreciated. Good effort of those and stick with it.

As shown, it would not have taken very long to get a pip count easily reaching goals of +2% to account value. Just have to trade appropriate lot sizing depending on your account value. Mentioned over the weekend that a \$10k account needed to net 40 pips at 0.5 lot sizing to gain 2% (\$200). These charts are showing such, and a tad more. Not a lot of market exposure time involved, so risk is somewhat diminished.

PA was a bit un-nerving at times as the pairs faced minor fundamentals and was choppy, but again the TRIX comes through. I do like the 15m MTF for additional confirmation and think all you trading this should incorporate it into your charts and trading efforts. It is located in the thread and pretty easy to find. Thanks to 'Swingman' for his efforts in this regard.

Regards.

Attached Thumbnails



Quote:

Originally Posted by **f4mnect** ➤

well here's what I'm watching. 2 versions, 1 my regular set up, 1 the mtf version. Not trading today, will be trading live tonight. just very busy weekend and was not focused so just watching PA and the signals today. I really haven't made a choose yet on which version. My 55 guppy MA was my directional indication or 15m Trix. I'll just have to watch them and see what speaks to me more.

It seems that the 'guppy' would do quite well in a trending market as does trix.

15m MTF might be better if a trader wants a few pips here and there. Obviously, a few more signals are generated, but many seem to like the action at the table a bit more.

In the long run, both would produce and either accommodates an aggressive or conservative style.

Regards.

Quote:

Originally Posted by **johnthom** ➤

I have probably missed something obvious in all this but I have a question on chart set up. Why do we have both the smC4ScaperCandles and the smSuperTrix? These seem to signal

exactly the same.

Because many like simple color association. Candles and trix all the same color helps some with the trading it seems. Yes, in actuality, if you have trix candles you find the trix indi redundant. Traders option there.

Regards.

Quote:

Originally Posted by **waddij** 
Edge,

*Thanks for your on going commitment and patience. Have been watching and finding what i am comfortable with and am planning on trading this week as **per original rules on 5M in direction of 30M and 1H.***

*Primer cross of 14MA
Detonator 5M Trix and/or Colour Ventana change*

Goal 5 pips per trade. -25 S/L.

*I cant understand the general desire to achieve 100pips a trade....it would be great however a strong believer that 5 pips is **ALL THAT IS EVERY GOING TO BE NEEDED** to achieve all goal. 5 pips at \$100 or 100 pips at \$5 much...*

I do not believe those are MY rules as they would make no sense to me trading off a 5m chart.

If basing direction off a 1H, it is redundant to have a 30M, so you can take that off your charts and de-clutter a bit.

Trading the 5m off of the 1H is way too high a TF also (imho). I prefer the 15m MTF as shown in my charts today. On the other hand, if you want less trades and staying just with a dominant trend then that is fine. Each trader chooses that which serves their style and trading temperament.

Other than that, charts look good. Less is more works well once a trader has FAITH in the trading plan. That can be a daunting task to accomplish. It just takes seat time and observation of PA.

Primers and detonator is good.

Regards.

Quote:

Originally Posted by **revrobwimb** [▶](#)
+10 EU. Primer, Detonator & Plunger.

revrobwimb

Rev, you were in without 15m confirmation, but scalping none the less.

Here is a fresh set of +5's also. BLING!!!!!!!

Regards.

Attached Thumbnails



Quote:

Originally Posted by **vandalrpm** [▶](#)

I am having a hard time dealing with the MM issue when trading the 4 pairs as suggested, and figuring out how I should split my trading capital and how much to risk per trade.

Edge indicated that he likes to stop trading after a 2% gain or 4% loss for the day. I would like to try this out and see how it works for me. Here are my questions:

1. Should I limit to myself to 1 or 2 trades at one time? Or can I be in more?

[color=black]2. If I start with a 10k account, should I divide...

On a 10k account, trade 0.5 lot per pair if 100:1 leverage.

Excerpt from post #1306.

However, this same trader could start with a modest account size of perhaps \$10,000, then this story can be told differently.

Trading at a more prudent level, say .25 lots, this same trader begins the day trading with the goal of taking appropriate setups and seeking 80 pips net for his work that day, or \$200.00. In short, a 2% gain.

He is aware that at 100:1 leverage, each .25 lot traded diminishes his purchasing power by around \$250 via margin requirements while the trade is live. As such, he can comfortably trade any signal developing within the four pairs recommended without cause for alarm from a margin call perspective. In fact, he could have a trade ongoing with each pair simultaneously at a total margin against the account of \$1000 (approx. \$250 x 4), or just 10%. Very conservative this trader is.


*This trader also understands that the performance history of his chosen **trading plan exceeds 75%**. As such, as a **PROBABILITY THEOREM** trader, he has faith that his initial **odds are 3-1 stacked in his favor**. Also comforting is the fact that, should he lose a trade, which is inevitable, his odds increase slightly for the next trade initiated to become a winning trade. Even more, this trader understands that his maximum risk to account daily is 4% to start, or (-\$400.00). Trading this plan, he knows his risk is 2 consecutive losing trades on all four pairs at a SL of -20 pips. (-20 pips x \$2.50 per pips x four pairs x 2 losses = \$400.00). He believes it possible, but unlikely, that his plan will produce 20 consecutive maximum loss days forcing him to abandon such.*

*Why? Because he has back-tested the plan, demo traded the plan, forward tested the plan at modest monetary amounts and **has FAITH in the plan**. He spends his time trading the plan and limits his time to potential improvements until after trading times.*

*In addition, he looks closely at the four pairs deemed appropriate trading vehicles and noticed how that **ALL** four pairs seem to have PA moves **IN GENERAL** within 10 minutes or so of each other. In short, they have a relatively high correlation to one another. "Shit howdy he exclaims, I get more potential bang for my buck and can spread my risk within four pairs". In addition, he reasons that, "if I can **FOCUS** on my trading and trade good setups, I theoretically could be done in only two (2) trades if they all go reasonably close to one another". Btw, this has been shown via chart shot several times recently. **He LIKES HIS ODDS ON ANY GIVEN DAY!!!!***

Regards.

Quote:

Originally Posted by **revrobwimb** 
+5 EU. Primer, Detonator, Plunger.

Chickened out and went w/ +5 tp. Kinda strange when earlier I went +10 w/out 15m confirmation. Oh well, pips are pips.

revrobwimb

Indeed, the M80 was set at +10 TP in order for a trader to ascertain plan viability. We have accomplished that goal imo.

The +5 is the C4 component. Less is more as I like to toss around that phrase.

If a trader is able to do well at +10, the same trad setups will give +5 with less work.

Less pips/ more lot sizing and even less market exposure. It is an attempt to teach trading without emotion. Only way to do that is trade it til the fingers drop off where it becomes a reflex action done without thought.

Takes a while but worth the study. Will see how things progress this week.

Regards.

Quote:

Originally Posted by **cce** 

Ian,

Quite right...good observation.

I read the rules to include a retrace of PA to support or resistance.

In this case the resistance is in the area of the MA. When it was rejected, I considered it a prospect for a new entry and a confirmation of the trend of the moment.

Hope this helps explain my thoughts as to it's merit per the rules as I understand them to be at the moment.

Thanks much for the feed back.

Cliff

Re-entry on trades is of course possible depending on PA.

I am more inclined to set primer, wire detonator, push plunger and meet extraction point as fast as PA will allow.

That GU move already allowed me to complete a successful demo mission. I am then nothing but a memory. I do not go back to admire successful work. Plenty more missions and targets await.

Regards.

Quote:

Originally Posted by **enewbold** 


I've added the current indicators as outlined from Post #1, and was wondering if everything looks OK on my 5 minute charts. Thanks for your advice. =Ed=

The charts are fine.

LWMA in with the trix is not needed but that is your call.

Regards.

Quote:

Originally Posted by **Tw0eleven** 

Ok, I made some mistakes earlier this morning and thought I corrected them. On this trade, I waited for the Primer and Detonator to confirm the Price action I was seeing. However, I never saw more than +4 and ended up taking a 25pip loss. Also, are you suppose to close the trade when price closes back above the Primer...did I hold onto a losing trade too long??? The first couple of days trading this method last week were great...but since then, I have had loss after loss and I'm not sure why.

It is well after designated trading time.


Also, you would not have taken that short with a trix MTF set at 15m as it was sitting on zero level, thus no volume and PA just drifts.

5m triggers was fine, trade just did not progress.

Lastly, PA had already turned back north and breached MA well before a 25 pip SL. Should have lost -10 at best imo. And, you would have made most of that back in the following long.

Regards.

Quote:

Originally Posted by **Tw0eleven** 

While I agree that the overall trend is up...I see a lot of people made pips today shorting the gu during the london/US overlap period. I even saw edge take a short on the charts he posted. So I guess I'm confused. Thank you for the reply.

As you review my charts again, you will see GU short has 15m confirmation given it a better probability.

In fact, with the MTF, you do not need it exact. You can see at the time I made the short, the 15m was also weakening. I think it best to have all colors matching, but we are only starting

and we need repetition to gain proficiency. Need to develop a mindset so as to get into a zone as they say.

The book 'trading in the zone' touches on this. Very 'yoda' like stuff but trading is 75% mental anyway imo.

Regards.

Quote:

Originally Posted by **enewbold** 

Thanks very much.

*In the main chart window the **MA in color wApplied Price** settings are 21, 3, 6*

*In the middle window the **MA_color_ventana** settings are 12, 3*

Cheers, =Ed=

As per page 1, settings are 8,3,6 and ventana is redundant so discarded.

Regards.

Quote:

Originally Posted by **markfx** 

Yeah, it's almost time for a ReadMe file to explain the various indi's. Might be a good thing for newbies just joining in.

I think it best to only go with what I have on page one right now.

Everything else is clutter and does nothing to improve anything.

A signal is a signal. Trick is to be patient and let PA develop a bit.

I think that it is a good idea to notice how ALL four of these pairs move relatively close to one another. Helps a trader get a 'feel' for overall market movement. It is a 'big' picture thing.

Improvise, adapt and overcome. Lose the instinct to want pure mechanical trade signals. It will never happen as ALL indi's lag to one extent or another.

That said, put your leg behind your head, roll onto your left shoulder and breath through your eyelids. That might be helpful also but we will wait until you let us know how that worked out for you. 🤪

Regards.

Here is a simple charts outlining why I think these are good pairs to start trading with.

Quite a bit of positive correlation present daily.

Strength begets strength and weakness begets weakness.

Have marked the beginning of my day trading time until well after I stop trading. Look to see how many times the pairs move close to one another. This provides me some bang for the buck, especially trading C4 at +5 level. Can be done trading many many days very quickly.

Remember, 2% net gain on a \$10k account is \$200. Trading 1 full lot (\$10 per pip) you can be done in 15 minutes or less if PA cooperates(\$10 per pip x four pairs x 5 pip TP = \$200). Very little market exposure!!!!

Regards.

Attached Thumbnails



Quote:

Originally Posted by **Tw0eleven** [➤](#)

Thanks Edge. After comparing the indicator you just gave me and the original...I have noticed the the newest indi will give a signal 1-3candles later than the original even though i have the same settings. Have you or anyone else noticed this??? It would appear to get you into trades a little later at times...or am I wrong? Anyone can feel free to comment on this. Thanks

The MTF is not used for signal, just confirmation. Should be set at 3,1,1,1.

The ultra super trix pv should have the same 3,1,1,1 settings.

I get very good signals on my screen all the time. Especially important is to have the SM trix candles matching the top trix indi.

Up to the minute chart attached. Is 12:58 pst.

Regards.

Attached Thumbnails



Quote:

Originally Posted by **ianf0ster** [▶](#)

Hi,

Be careful - because you are then using two differnt Price values for the same indicator, one as Primer and one as Denonator.

I do not think their is much/any security in that.

Agreed wholeheartedly.

As PA moves above and below the MA, ventana will also turn color.

There is no point in this as you are trying to turn a primer into a detonator as Ian explained.

Go with the setup and indi's I posted a bit ago, same as what Ian has. It will be better for you in the long run.

Also, high explosive nitro is way beyond anything we do here. If we ever get to that point, all the material used here changes. Would start a whole new thread for that.

Regards.

Done for the day.

Notice the four pairs at this moment.

GU is lagging a bit, but STRENGTH begets STRENGTH as the all are long at very close to the same time.

Pretty good way to develop a 'feel' for what the market in general is doing.

Back tomorrow.

Regards.

Attached Thumbnails



First set of +5's complete.

Those trading at +10 had a pretty good opportunity there also.

All 5m longs with 15m confirmation.

Regards.
Attached Thumbnails



Quote:

Originally Posted by **paradoxical** >

Edge, would you recommend that, after a pullback in an up or downtrend of a number of bars, just setting a buy/sell stop a few pips above/below the "Trix Signal Price Live" price? Worked like a charm (for pennies) on the EU and EJ just a few minutes ago & made 10 easy pips on both. Still going up, but I don't think a person can shoot for mega pips on the 5 minute charts, even though it works occasionally.

Pullbacks are a little tricky at times. The trades I just posted are basically pullbacks, however, I MUST see PA cross MA and then head back the other way to enter.

Even more, I would prefer the small trix to change color and then go back in the trend direction. Gives me alot more confidence in the trade as to have this happen requires deeper oscillation which is great. Not so choppy.

Regards.

Quote:

Originally Posted by **vandalrpm** >

I had a pretty good morning. Today, I found that as it got closer for me to leave for work, I was hoping that I wouldn't get another signal to trade. Even though I am on demo, I didn't want my streak to end or my wins to be wiped out, which I just thought it was kinda funny/counterproductive. If I did get a signal to trade again, I am sure that I would have hesitated, but would eventually take it.

Should I go back to 10 pips or is it fine to keep using 5 Target/20 Stop?


*Stop 20/Target 5
Wins 4/Losses...*

Do you really want me to go there?

Which do you prefer? Pips or cash?

Regards.

Quote:

Originally Posted by **paradoxical** 
Edge,

Here's a shot of what I mean, using the GBP/JPY as an example. It's in an uptrend, and has pulled back. To be above the TRIX line, it would need to hit 155.28. Similar situations occurred with the EU and EY earlier. Would these be situations where one could set a buy stop a pip or two above that point with their SL and TP preset?

Sure. However, that is just guessing. I would wait until trix turned green before trying to trade it long again. I do not like guessing, I would rather act on solid information.

Also, good luck playing with the beast in a full account.

Regards.

Quote:

Originally Posted by **paradoxical** 

Do you, and others, wait for the 5 minute candle to CLOSE green or red before placing the trade? Or, do you make the trade as soon as the trix is above/below the zero line?

This is where I'm confused. If a trade is made as soon as the trix turns green or red, that would be the same situation as what you call a spike. The trix arrow could turn back off when the pair goes the other way. At what point do you enter the trade? Right AT the arrow....awhile after the arrow appearance, or after the bar close?...

This is the difference in a traders mindset as I have spoken on often.

A purely 'mechanical' trader is going to fail!!!!!! Has not yet reached the ability to follow price

action and get into a zone when trading a pair(s). Everyone want the perfect plan, that which tells them exactly when to enter and exit a trade. That is why so many spend so much time on an ea to do the work. Even with a decent ea, you still have to manage the trade or risk account implosion due to a possible ea failure while they are off playing.

I can guarantee that this mental aspect of real concentration is not going to happen in a week. How long have many here been searching for a decent trading plan? Weeks? Months?

Many trading plans work fine. It is the trader who allows them to fail.

Once again, trading is 25% menchanical / 75% mental. This cannot be taught. It is **AQUIRED** by seat time and doing the work needed to become proficient.

Now, as for your actual question, I think it best to look for a closed candle and let PA develop a bit. If it is going to happen, it will. Especially at +5 levels, maybe a bit less at +10.

Regards.

Here is an prime example of letting PA develop.

Took the initial trades based on my own personal trading without 15m conformation. PA and signals all present and entries are even a bit late as with most of my trades. Most 5m candles are closed or very close to closing via candle clock.

Next, PA continues and 15m triggers short also. Those waiting for 15m confirmation need to get jiggy with it and place their trades. I let these run a bit as we had good momentum, however, +5's were real easy here.

Either way, in a little over one hours time, there is **AMPLE** opportunity to get your work done and leave the area. Again, **ALL FOUR** pairs are seen as being in sync.

Until a demolition boot gets over the fear of pushing the plunger, they do not move forward. Like I said though, this is self paced and more a mind strengthening exercise than a mechanical one. The signals are easy, the rest is a bit more difficult.

Regards.

Attached Thumbnails



Quote:

Originally Posted by **Lou G** [▶](#)

Edge - read the entire thread over the weekend and am learning a lot in the last two days of live trading (and taking some necessary lumps).

The only area of confusion for me is bailing out of failing trades. I've seen several different approaches taken here (fixed SL of 20-30, a bar closing on the wrong side of the MA, PA passing through the MA) and wonder what you suggest. I understand that it's hard to generalize but I feel that excessive losses on uncooperative trades is my biggest headache. If you could speak to this subject I'm sure it would...

That is a tough one and EVERYONE here has struggled with this issue.

In trading C4 at +5 levels, I think taking a -20 loss is too excessive.

-10 to -13 should be about the most you take. As PA moves against you and crosses the MA opposite your trade, that is about it for me. On the surface, the R/R stinks. However, that is the nature of 5m scalping. Just a numbers game.

Overall, there is no set amount as a s/l. Trader has to manage their trade based upon the PA they see unfolding in front of them. That MA acts as a good buffer though!!! Hard to mentally accept -10 or so though. Need to battle those demons constantly.

As for me, I am pure probability theory and will continue trading multiple pairs as it provides me a perceived opportunity to spread my risk among other pairs. A loss or so is just what it is. No time to dwell on it, PA is moving and you need to focus on the next trade. This is where

the +2%/-4% of account value daily is handy. I just look at the PA, check the ATR to see what kind of oscillation is present and start trading signals. Very few losers occur at +5 with 15m confirmation.

Regards.

Look at the last trades.

EY is the only one with a clear short signal with 15m confirmation.

EU is close enough and GU and AU have been short for a while.

However, look at the BIG picture. As EY triggers, note the trix reading on the other pairs. Remember yesterday? Strength begets Strength.

You have increasing strength in trix readings of all pairs and they come along for the ride.

This will drive you mechanical traders nuts I am sure, however, as I mentioned before, a purely mechanical trader will lose in the long run. Every time.

I said many times in the past to challenge yourself. I also said in post one that you need to be in a place when you trade that provides no interruptions. We need to start getting up to speed here, get some C4 pips, and get out of dodge.

How many of you are actually trying the +2/-4% daily goals on those demo account? Not too many is my guess. Still seeing pip accumulation mindset here and there. That is fine with lower lot sizing, however, it will be the kiss of death should you start trading standard lots. That money issue is going to creep up on you and skew your thinking when trading decent money amounts.

Less is more, embrace it, live it and love it. You will be glad you did.

Regards.

Attached Thumbnails



Quote:

Originally Posted by **Nick'em** ➤

Hi all,

Here is an interesting set up on the GU this afternoon (see attached) Two opposing signals at the same time but on different time lines.

I take it we avoid these areas (possible consolidation) until PA resolves the situation? 🤔

Nick

If conservative, you take the trade once 15m confirms.

Quote:

Originally Posted by **ianf0ster** ➤

My results for today are 13 trades 4 losses total of +11 pips.

Progress made:-

1. I have refined my entry strategy.

1a. And once I had done so, I stuck to it.

2. I refined my exit at a loss strategy. Unfortunately made a mistake on one trade and inadvertently set disaster SL inside my chosen MA and so exited prematurely - trade would have gone on to be a winner. Net loss 25 pips

Mistakes made:-

1. Getting in late (once because I forgot which chart of the 4 I had last clicked on and so brought up Order for the wrong pair).
2. Thinking my TP was...


Ian,

Was reviewing your charts. Am sure you notice the activity a bit before U.S. open until about an hour later.

Very few signals fail there.

Regards.

Quote:

Originally Posted by **Tw0eleven** 

Just curious...and trying to understand...if you trade ej and gu and the spread is roughly 4pips. You are already in the hole -4 and then price can only go a max of 9pips against you before you take the loss? Am I understanding that right? Seems pretty tight and that you'd have to have just about the perfect entry to keep this from happening on most trades right?

The more 'negative' thoughts you try and understand, the more 'negative' trading you are to encounter.

Could care less about the spread. What does ATR tell you? Do you have the needed oscillation present? Are you in good MENTAL shape, that being, DO YOU TRUST YOUR TRADING PLAN?

Are you a probability theorem trader? Is so, nothing else matters. You set your primer, wire your detonator and push the plaunger as the train rolls by. Keep it simple as always.

Regards.

Quote:

Originally Posted by **winningfx** 

i only see traders post good results n winning chart shots. can i request traders post losing ones too. otherwise new readers n i r starting 2 think this is the infamous " holy grail ". hahahaha

Both have been posted. At least by those posting charts showing trades.

I have seen no others as most are not posting trades are still contemplating plan viability. Which losers do you refer too? Lets see your trades so as to compare.

We need visuals to ascertain production or regression.

As for NEW readers, that is up to them to get up to speed here. I know I certainly am not going to do alot of backtracking on this.

There is enough info in the thread to answer any question posed.

Post #1 lays it out and is one of the more basic and simple plans to trade.

Every plan in FF is the holy grail to someone. You just have to trade your chosen plan faithfully.

Anything else is just searching for the next trading plan 'hobby' to play with.

If their ambition is to dabble in trading - wrong thread.

If they want to do indi research -wrong thread

If they want coding and the like - wrong thread

If they cannot watch PA and believe what their eyes tell them - wrong thread.

If the want to learn to trade a simple plan for a living - climb aboard.

How many trades need posted for the newbie to believe? Answer is NONE!

It is up to them to do their own work. Backtest, forward test and start trading it if they chose.

If they even think of the phrase 'holy grail' to begin with, they have the wrong mindset for a trader. Every plan loses trades, always have and always will.

Regards.

Quote:

Originally Posted by **Chris_B** 

Today no pre-fixed SL and no pre-fixed TP....

...only my finger...primer....and TRIX...

Edge...do you think I could be a good scalper in the future???

+50 net pips for now... (profits are in €)

Good work here also.

Only loses were counter to 15m trend at the time. Plenty of pips attained, more than needed as a matter of fact.

Plan is easy to trade, just need to actually trade the thing. Loses will occur, big deal. Set your goals and push the plunger.

Do it until it becomes a reflex action.

Regards.

Quote:

Originally Posted by **winningfx** 

yes, i thought so too, when i looked at it. but there was a trade that was +11 on the e/u. that was a winning trade but it seems 2 violate the rules too. trade well


That depends on if a trader is aggressive or conservative.

Aggressive trades without benefit of 15m confirmation. This is how the plan is set forth in original format.

Conservative trades with a 15m MTF confirmation. This is relatively new to the plan but has been mentioned many, many times as a traders choice and works well much of the time.

Regards.

Quote:

Originally Posted by **TudorGirl** 

OK, so there it is, a +2% on the day. Mainly +5s on the Oil together with the +10 on the CJ.

Less is more!

Anne

A walk in the park as they say. Stick to less is more and there will be plenty of time for those moonlit strolls. Trade to live, don't live to trade.

Regards and nice work Anne.

Quote:

Originally Posted by **f4mnect** 

ok just my thoughts on the bug in the swingman indicator alerts....what bug, i have never had a issue, never 1 problem...loaded them, turn off the alerts, use them with no alerts.

[b][color=red]Alerts? were scalping, not swing trading and i'm watching PA with the signals the trix gives me. a alert would just make me pull up a chart, figure out what the pa and

indicators and past couple of hours direction is and by then, i would be too late for the trade anyway. Theres more to PA and scalping the 5m then alerts, if your not focused on the chart,...


Finally.

If you do not have time to watch 5m charts for a while and scalp with some real focus, you will blow a limb off.

Good posting.

Regards.

Quote:

Originally Posted by **DarkDays** 

Another good day, made 7 trades: 5 winners and two losers. Net pippage +13 with an account increase of 2.3%.

I do have a question for Edge. You subscribe to the +2/-4% strategy for each day, but if you have faith in the probability theorem, when you reach +2 or -4% why wouldn't you just continue to trade valid signals according to your criteria? Sure it is increased market exposure, but if you have the EDGE it should work out in the long run...

How much is enough? That is the question I have.

Been trading since Noah finished the Ark, and simply do not like sitting there hour after hour any longer. It is not about the money for me, and it should not be about the money for anyone else either. It is about mental discipline, trading quality setups, obtaining goals, taking minor defeats and steadily moving forward.

Pretty much everything I state when speaking about trading focuses around a \$10k account generating 2% or \$200 daily for a beginning trader. These are the exact same goals I set forth in either business or individual settings when I talk to others on trading in general. Yep, sewing circles of my own there too.

As such, how does that equate out if a trader with perhaps 5 years experience can trade a \$100k account. A 2% daily account growth there = \$2000 per day. We are already talking 1/2 million in annual income and that is with leaving the accounts beginning principle intact, trading a couple hours a day and enjoying life.

Numerous traders have \$100k accounts. It is not all that much money in trading account capital as it affords a trader the ability to trade 16 standard lots based on my MM parameters. Do you think this trading plan can produce at this level? Lets look at the numbers and see what we need at a \$100k level.

Now, 1 lot (\$10 per pip) x 16 (lots) = \$160. If your goal is 2% net to account daily (\$2000) you need to obtain 12.50 pips in order to succeed each day and get by on a half of a million dollars annually. Not bad! I need the 4 pairs to provide 3.125 pips each to reach goal every day.

I would almost bet my life on this plan producing at that level pretty damn consistently. Almost!

How about the multitudes of traders who have \$1m accounts? Do we even need run those numbers?


Be very cautious and diligent in controlling GREED. There is good reason why it is one of the seven deadly sins, biblically speaking.

As time passes, one learns to respect the market and be grateful for it providing them with 'one' pip. Tread very lightly, and know when you are matched against something that can rip you to shreds without even contemplating the action. This is the only time in trading when a healthy 'fear' will save your account balance, your sanity and perhaps even your life. Very few things are as distressing to a person as seeing their hard earned money evaporate in front of their eyes. Especially through greed.

This is why I preach mental attitude so much. A weak mind is so detrimental in trading as to be associated to a terminal disease.

Regards.

Quote:

Originally Posted by **lrathi** 
*Better showing this **dashboard** in swingtrader thread for discussion*

<http://www.forexfactory.com/showthread.php?t=183801>

In it's present form, I would agree with the 'doc' here.

In a 5m scalping thread, many have difficulty handling 2-3 pairs as a group, much less 12 or more.

Perhaps a modified dashboard with perhaps 4-6 pairs might be useful, but you still need very good focus and one hell of a quick trigger finger.

Also, should one really have faith in this methodology, a 4-6 pair dashboard with a solid 'ea' attached to OPEN trades may be consistent with scalping efforts applied to multiple pairs simultaneously. There is something for the 'cerebral's' to chomp on.

Perhaps a friendly note to 'Cobra' might expedite efforts on that front. I believe that his site has an ea running currently that seems well trusted to perform efficiently.

Just throwing some stuff out there for review.

Regards.

As mentioned yesterday, like to be in and out of the chaos as quickly as possible.

Pretty good PA on entering U.S. open today. Took the initial trix signals and re-entered if 15m also triggered.

Completed a few missions, got ambushed in the Australian outback and suffered injury (another purple heart to the collection) and still met extraction chopper and back in the compound for first aid and breakfast. Life is good at times.

Seeing some excellent charts and trades by a few here. Very good indeed, getting a nice grasp of the 'less is more' concept.

Regards

Attached Thumbnails



And another nice bushel from good PA.

Regards.

Attached Thumbnails



Quote:

Originally Posted by **vandalrpm** [▶](#)

Hey Edge, What does using the 15m as confirmation mean? See the chart below.

Many traders prefer to only take 5m trades if the 15m is also showing strength in the same direction.

Example; 15m shows 'green' = long side.

5m triggers a long signal.

Conservative traders trade the 5m long based on 1 upper TF confirmation of intermediate overall trend.

Looks like this.

Regards.

Attached Thumbnails



Quote:

Originally Posted by **ianf0ster** [▶](#)

zznbrm,

I agree with you about backtesting. Though C4 seems a little too discetionary to backtest - at least it is for me until I define my entry,TP, premature TP and SL and premature exit rules.

I can see how such an indicator would help (those using the 15min Trix) to backtest. I am not using the 15min as you can see from my charts.

Spent some time at the weekend trying to get the Sliding TF Trix working, but with no success. Tried to decompile your ind in order to see if it held any clues.

Ian

Can always go with the 'live' trix for backtesting or TOTAL elimination of repainting issues.

Those histograms are all neat and pretty, but live sure has a place in trading too.

5m set trix to 2.0,false,1500. Top color red, all others none.

15m set trix to 3,0,false, 1500. Same color scheme.

Regards.

Attached Thumbnails



Classic 5m trades with 15m confirmation.

Leave the previous shorts alone if conservative, which ALL new traders should be. Trade with upper TF confirmation until REAL comfortable with the method. Notice GU stayed long thus no 5m new opportunity.

Regards.

Attached Thumbnails



Quote:

Originally Posted by **nsteve** [➤](#)

Thanks for all the mentoring, Edge!

Looking at the charts in your post I see you sometimes place a trade when primer, detonator and 15M MTF are aligned, then shortly after place another trade (all three are still pointing in the same direction). This appears on all four charts.

What criteria do you use for the second trade?

Also, what is the thinking behind getting out of the market after reaching your daily target? If you make 2% on day 1 and 2% on day 2, why not 4% on day 1?

I'll post charts when I figure out...

Look a bit closer at the initial trade charts in posting #1995.

You will see 3 trades are taken when the top trix triggers. Other 1 taken about same time and each already have both 5 and 15m in sync.

2nd set of trades taken when ALL pairs have both 5 and 15m in sync, thereby showing intermediate market weakness for all pairs. Have toched several times on the correlation between these boys.

A 15m trigger is just as good as a 5m trigger to me. Pretty easy to re-enter a trade direction a get another set of +5 trades. I call it 'bang for the buck'. Very low risk trades and can easily help me reach daily goals very quickly. Watch the 5m trix histogram bars also as the trix will

project momentum with increased bar size and darker coloring of said bar.

As for trying to get more \$\$\$\$\$, please refer to posting #1951.

Regards.

Attached Thumbnails



Quote:

Originally Posted by **DesertFX** >

Edge .. I am in London .. you said you trade this between 4-9am PST (is that New york time?)

LA time

7-12 NY time

Quote:

Originally Posted by **glass** >

Thanks , I have no alerts , don`t like them . You are right my cpu is slower . I downloaded from page 1 but is that not current ?

Mt4 update is latest , did yhat last night .

Try just the MTF one with 5m setting.

If that does not work, use the original sm trix (attached) set at 3,1,1,1.

Make sure to use LWMA colored also set at 8,3,6.

Need a pretty good processor to run the SM stuff.


Regards.

Attached Files

 [smSuper TRIX_v1.ex4](#) (10.6 KB, 24 views)

 [MA in Color_wAppliedPrice.mq4](#) (4.7 KB, 34 views)

Quote:


Originally Posted by **Gleneagles** 

+15

Nobody is posting any trades?

I hope I am not going against the rules and regulations of the thread, too many pages to read, if I did, sorry Edge...but it was fun trading some beer money short term while I wait for setups on longer TF.

I suppose everyone is trying to figure out how to stack a stupid indicator.

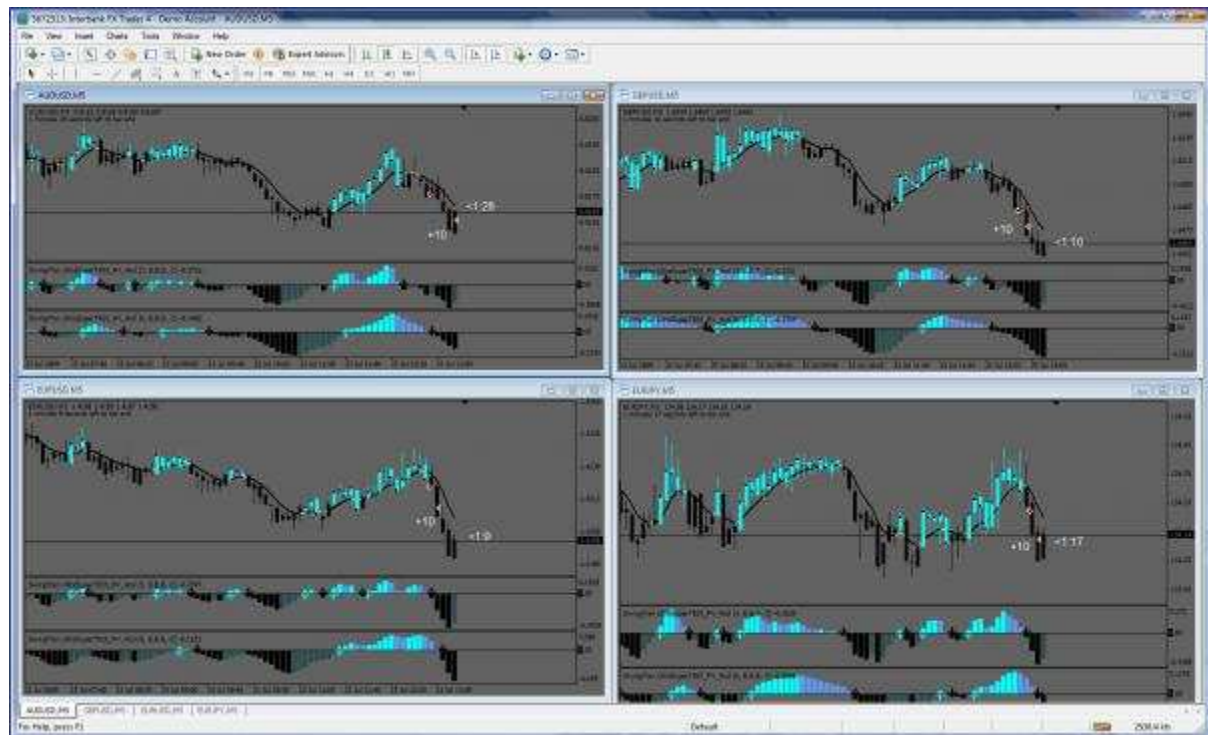
In the meantime, I see you have had a field day scraping up a few pips. 

Got cranked up a bit ago. Good setup and 15M was also ready to go short.

+40 in about 20 minutes of work. Goal hit, out of danger and gone.

Regards.

Attached Thumbnails



Quote:

Originally Posted by **gerry berard** [➤](#)

I am trading the 1 HR time frame using color ma and trix. 37 wins and 1 loser. Taking 10 pips on a trade. Edge's system is my salvation. I have been trading forex for over 9 months and have never had this level of success.

Thanks again EDGE

Glad to hear you are doing well.

Here is another +10 set.

+5 traders should be done and gone for sure.

Regards.

Attached Thumbnails



Quote:

Originally Posted by **Ozz** [➤](#)

Edge,

Did you take the 15m confirmation from GU and enter all other pairs based of the early signal?

Nope, I usually trade just the top trix indi. However, this morning the trades just happened to be initiated very close to 15m triggering also.

Mentioned yesterday I would take 15m triggers also, especially when they are close to 5m triggers. More bang for the buck.

Regards.

Quote:

Originally Posted by **SkyzerFX** [➤](#)

I took some trades, 7 and all win, no losses.

Edge, is that MA_Color_Ventana you using there on your chart?

For some reason when I trying to place it it's falling down into separate Indicator Window..

Page #1 has no Ventana, nor does it have a Trend Magic.

Not sure why you guys are still wasting time with those as they have nothing to do with this

level of trading.

Regards.

Very strong **uptrend** in each pair. **Friend???????** 😊

Trendline is intact and needs breached in order to consider short trade.

Taking longs as the 5m provides them.

AUDUSD very tired.

Regards.

Attached Thumbnails



Quote:

Originally Posted by **babama** >

Edgetrader,

I have put auto pivots and 200 ema on my 5min chart hoping that it will help staying with the direction of trend and also reversals but instead of clarity I got more confusion.

So my question is ;

are those indicators on 5min more of a clutter that creates confusion than a clear indication of what is happening?

*Should one just go without any of them as not to **PREDICT** what will happen next and only act on signal?*

Thanks for all your help and clarity!

Very few times will they play into trading a 5 m chart.


Many trader like to use them, and that has always been their personal choice.

Trix will take care of a 200 EMA easily and pivot points vary from broker to broker and platform to platform.

Obviously, higher TF trading may utilize these more efficiently, just not my cup of tea.

Regards.

Quote:

Originally Posted by **vandalrpm** 

Total points today: -24

Losses: 12

Wins: 17

I got chopped up quite a bit today, but didn't do that much damage to my account. All suggestions welcome.

Need to have trix showing some strength before trading. Flat trix with weak bars is lack of motivation in the pair.

See a few countertrend trades also. I would suggest taking 5m trades only when 15m confirms trend.

Regards.

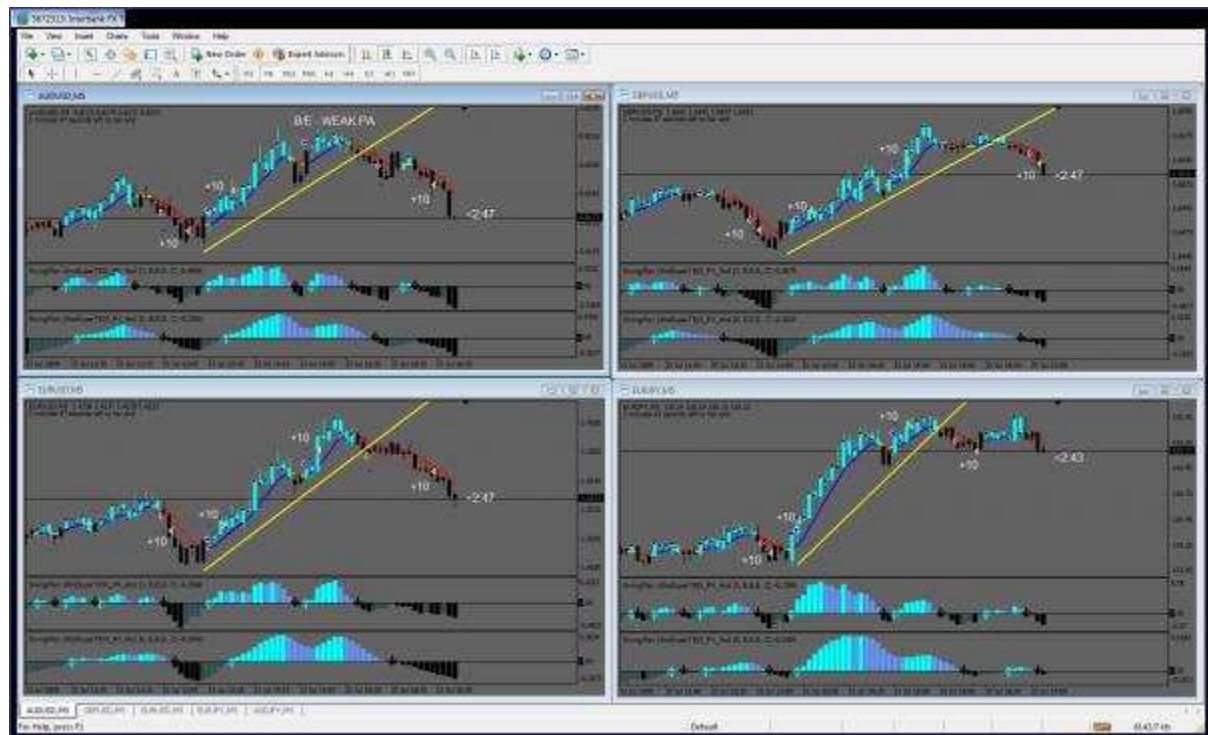
Last trades took a while. Coming off of nice runup earlier.

AU is really a pain at times, just have to stick with it.

GU was sitting around having a little lunch I suppose, been watching that for a hour it seems. Finally starting getting minor selling pressure after a 100 pip runup. Wanted those trend lines broken for sure.

Regards.

Attached Thumbnails



Quote:

Originally Posted by **Syahmi** [↗](#)
It's MA in Color_wAppliedPrice bro....

OK,

If you want to use the HAMA as a 15m TF confirmation replacement that seems fine.

It can only run on the PA as set so nothing I can do there.

However, real easy and simple chart to trade 5m stuff with.

Need a LWMA set at 8,3,6.

Need a SM Trix candle set at 'default' with colors you like.

Need the Sm Ultra Super Trix PV 4 color set at 'default'.

Trades are easy.

PA crosses and closes above/below LWMA.

LWMA changes color and you are 'primed'.

Trix matches color and you 'detonate'.

HAMA turns color to confirm on 15m or can stay in a trade longer, whichever a trader chooses.

EVERYTHING else is redundant and clutters a chart.

Just an idea.

Regards.

Attached Thumbnails



Quote:

Originally Posted by **stav01** >

Edge,

I cant quite see on your posted charts - have you replaced the MTF TRIX with the STF TRIX set at 6? If so, have you done any testing to show that it is better as a higher time frame confirmation.

I cant quite work out why a single TF TRIX set at 9 is not the direct replacement for the MTF 15 Min TRIX.

The reason I am asking is because I am using the MTF 15 min TRIX and seems good as a confirming indicator, and so need to know if there is a proven rationale for changing it.

Thanks.

Yep, set at 6,1,1,1. Is close enough on the scale to match MTF and is easier on the CPU for those with an older system.

No rationale, I can throw 20 indi's on the screen all showing the same thing. It does not matter what a traders uses and I am not so mechanically oriented anyway. I follow PA more than anything, indi's just confirm a hypothesis.

As for new testing, I do absolutely none. Not my job. Been there, done that, got the teeshirt.

This plan was already back-tested, and forward tested for quite a while. We can use 20 different indi's all saying the same thing, thus we would get the same results. Challenge was put out long ago for folks to come up with anything better than the trix, nothing has surfaced so we are right where we started generally speaking.

As mentioned previously a few times, this stuff on a MT4 is for the thread community. It is not what I trade on a daily basis. It is just a simple plan that is productive if followed faithfully. Way too many in the thread are still stuck in the indi phase and it takes a while to get through that I suppose.

Only about 10% or so of followers actually post trades more than occasionally. Not a great percentage at all, but better than 5%.

Regards.

Quote:

Originally Posted by **zznbrm** 

Edgetrader, is this a correct assessment:

The point here is that Edgetrader has a system that he trades live on a non-MT platform. I assume that system has not changed at all in the 2 weeks this thread has been active.

This is a training thread. The different variations (5 pips vs 10 pips, 15 min TRIX confirmation, different TRIX indicators, etc) that Edgetrader has shown on this thread are only to help educate the readers of this thread. He continues to trade his real system live while using this thread to teach.

[b]Thus, I would...

The plan I trade has not changed in over 5 YEARS, much less a couple of weeks.

Also, this is somewhat of a training thread to some I suppose. The actual purpose is to provide a 'time' tested and verified trading plan to the FF community that can and will generate profit if traded responsibly and professionally. Many here have already discovered the inherent versatility it contains and have begun trading such with some degree of confidence. Step one complete...

The other purpose was to share my own trading philosophy and to show how a combination of a decent viable trading plan, combined with a good MM and goal oriented trading plan, was essential to relatively successful trading FOR A LIVING.

Step two is yet to be determined as few have enough trades under their belts to form a hypothesis as of yet. Some still want to accumulate pips over dollars so the mission continues.

From day one, I have said that to waste time suffering through 'indi envy' is both counterproductive and is clearly not profitable. You need a primer and a trigger, nothing else. There has been considerable lost trading time, literally dozens of setups missed, by some folks still experimenting with indicators. In the end, this will be their Waterloo. If you cannot get through some basic decision making with a few indi's to choose from, you are going to play hell when you try to trade.

If your focus is on driving yourself nuts trying to figure out a couple of indicators, then how much actual focus do you have on trading. None, thats how much.

If the indicator says long, it is long, if it says short, it is short. If a higher TF says long also, then it is a really good long opportunity, opposite is true if your indicators say short. This is why you need only a couple.

Regards.

Renko

It is 2:40 p.m. pst when this chart shot was taken.

It is the EY pair with a 10 tic block sizing.

I suggest ANYONE playing with those Renko over the counter indi deals compare their charts with the one shown and make sure it matches up correctly.

Regards.

Attached Thumbnails



Quote:

Originally Posted by [maxximus](#) >

Renko with 8 zerolag ema.

[Attachment 277860](#)

Ok, I see everything from 2-10 tic Renko charts now. So, someone tell me, how do you trade them? What is your plan? Anyone can chime in here.

Am going out to dinner now and will review when I get back. If folks are smart enough to use a decent tool to trade with, then I should get a few responses showing how the thing is traded.

I mean plan and goals for each day.

Ian earlier mentioned that he would have difficulty staying at +5/10 levels due to trends shown with Renko.

So, what are others thoughts here?

I will tell everyone this much, you better not be loading these Renko things up with indicators or your trading career just ended.

Regards.

Quote:

Originally Posted by **Indrek** 

Edge,

*I still do not quite understand the exit principles of this system... If to trade by the book then we should exit when a candle closes to the other side of LWMA or Trix gives opponent signal, am I right? **But then it means that we possibly exit many winning trades too early with a loss that can be bigger than our average win per position?***

I am not a scalper as you already know 😊 but today I just had time and decided to test myself with C4. Tried to do everything exactly by the book. Whenever told to get out from the trade, I did. Swing...

Am confused a bit here.

Not sure how one exits a winning trade with a loss. I need chart shots showing the trades taken in order to go any further with that aspect.


Also, taking 20 trades is a bit of overtrading possibly. What was your goal entering the trading session?

This plan was never set forth as a good R/R plan. Not many scalping plans provide such that I am aware of. Plan is based upon high strike rate, probability theory conceptual trading and ability to get in and out of the market quickly.

So, if possible, show me the trades you are questioning and can further assist.

Regards.

Quote:

Originally Posted by **gerry berard** 

There is so much crap on your chart I cannot read it.

It would be best to pick a different battle on this one 'G'.

Am a hard core Renko trader myself and am going to give everyone a sneak preview of 'Nitro' as promised earlier this week.

What folks are playing with in C4 is real basic stuff that works well overall. There is a bit more yet to come though.

Patience will be rewarded.

Regards.

Quote:

Originally Posted by **Indrek** 

Here is a chart shot that describes one of the trades that I am speaking about. White line is LWMA 8. Entered long and price went down, already the same candle closed under LWMA and Trix gave a short signal. Exited the position with -11 pips. Already at next candle I could exit at breakeven and after an hour could collect my 10 pips that I was targeting in this trade. If there are many such trades during a day then...

P.S. Do not be confused about the "sell" line on the chart. It is another trade that was open when I took the picture.

Well, you certainly have recognizable consolidation during the area in question.

In addition, this is a trade that looks to be taken outside of my trading time so will not go in to that aspect as everyone is on their own during those times.

While there are indeed long signals as you show, I cannot tell anybody honestly why PA during that time simply did not work out in their favor. As that is only 1 trade of the 20 you took, it is still difficult to tell you very much here.

I can only throw my EY chart up for comparison and you can see also that, even in a more volatile period, PA does not always work out. This is why I also look at multiple pairs in order to spread my risk. Have attached charts for today also.

Usual Friday PA. Light on fundamental drivers and all over the place. Even the last GPB trades were held on to based strictly on overall market bias, which was short. I know, as a swing trader, you will see that as the 15m is short for a while on almost everything.

Also, take a good look at the OPENING trades to the market today. Trading pure C4, a trader would have been in and out quickly and done for the day. The rest are, in actuality, irrelevant trades.

Regards.
Attached Thumbnails



Quote:

Originally Posted by **Indrek** [➤](#)

Thanks, but what about the other one? The GU trade was perfect but the rules tried to stop it. I mean post #2368.

I understand what you are asking, however, I would ask to look at the time you are isolating this GU trade at.

This is not when I recommend trading this thing. As for the Asian/London overlap, I mentioned that it 'looked' like a decent time to trade the plan.

I have tested this plan thoroughly. It is optimized and shows the period I trade to be the single most productive. Any thing else (time) and all bets are off.

Regards.

True Renko

OK, here is your sneak peak at 'Nitro' as promised.

The attached file is a MS Office deal so it is the only format I have to provide such. It simply shows the data on the chart so hope most of you can open it. If you have 'good work tools' to do your job, this wont be a problem.

Not sure the Renko deal many are purchasing is good enough to do the trick as it is not true Renko. It may be sufficient though. If someone wants to send me a copy of it, I will test and optimize the thing and advise as to MT4 usage.

There are a number of people here that can see the value in the basic trading plan I have set forth. Have traded such along with you long enough to know that you should have gotten some sense of its viability after a few weeks.

Take a look at the 'Nitro' chart. It is what it is and yes, there is an 'ea' operating on such. Do not ask me to share that with you as I have already mentioned more than once that "you learn and you earn, or consequently, you learn or you burn". I have provided sufficient material to allow you to trade consistently. The only thing I cannot provide is the 'mental' aspect needed. That one you yourself will have to develop.

This type of scalping, in my estimation, is going to put to rest the ongoing battle between more pips on higher TF trading, and even higher TF trading in general. My average work day lasts a VERY short time. Have already set forth my own goals within this thread, how you decide to trade is your own choice. This also should lay to rest those old, worn out adages concerning R/R. The industry is, like everything else, evolving rapidly.

In the 'old school', folks were pounded with the 'buy and hold' concept when investing. That, imo, has run its course and I have long since moved away from that. I think that, in these uncertain times, CASH IS KING.

Have said from day one that I promote a 'less is more' trading concept. That will never change!! Get it quick, say thanks, and leave the area. Repeat as you wish. Here is just one currency pair that,

traded correctly, will be long term successful. There are several others also.

True Renko does not give a damn about TF trading. It works strictly on a PA basis as some here have commented on. There is do doubt that it has the ability to smooth PA somewhat and give a trader a 'big picture' view instantaneously, especially at 10 tic brick size. You need a primer and detonator, that is all. I also told everyone previously that the more you make, the better tools you can get. There is a gradual progression from general laborer, to apprentice to master craftsman.

Enjoy the visual but remember. You have to earn your stars in this industry. While this (FF) may be a public forum, and the information is indeed free, this (C4) is not an entitlement thread. Do the work needed and you will do well. You have everything necessary and you have for a few weeks already.


'Simplicity, the single hardest trading concept to wrap your mind around'.

Regards.

Attached Thumbnails



Attached Files

 [nitro.xls](#) (177.3 KB, 261 views)

OK,

Now that we have that 'Nitro' thing out of the way, two things are most likely going to happen.

Anne ('TG') has already informed everyone that the store bought version works fine. Still waiting to see if anyone is going to share that with me so I can finish up the MT4 stuff. If not, no big deal. Is for your benefit as what I use serves well to start with.

Anyway, many are going to go get the thing and that is fine. This is a progression type thread and you will end up there sooner or later.

Or, we have seen plenty of trades and PA variations to know we have a pretty good plan in place as it stands.

Can use bread and butter candlesticks and still use C4 at +5 or +10 and blow the hell out of stuff when the time is right.

Not sure where this thread will head at this time. As such, I think we (I) will just continue to use base C4 on here and see if we cannot get a few more involved and work on getting TRADING down to nothing more than a reflex action.

I think the indi envy period has passed so perhaps we will see a few days of trading next week with a boatload of charts posted. Maybe in a couple of weeks we can re-evaluate our efforts as we will be able to isolate many of the potential pitfalls some are having and work to resolve those particular issues.

Hope everyone is pleased overall with thread content and plan usage. Need to convince a few more longer TF traders on the merit of this, but that is my problem.

Thanks for a good week and the increased participation. So sense being a 'wallflower' here. If you have a question please ask. However, make sure you have read the thread a bit before asking basic material questions as they are probably going to be low on the totem pole for response.

Have a good weekend.

Regards.

Quote:

Originally Posted by **pgpb** 

Edge, how can it be no losses?

What is the stop loss on this?

I believe that if we take only very high probability trades we can achieve 85% accuracy....but 100% accuracy?

I am a believer in this system...but how could it be no losses?

PGPB

Well, it is what it is. The numbers are what they are. I certainly am not capable of putting out such just because I feel like it. You only see the first page of the performance report. It is quite entailed.

Have asked folks to study up on Renko in the past. When combined with Trix it is formidable. Remember, each one of those bricks is 10 tics. I am only having the 'ea' trigger entries and then I take a portion of just ONE brick. SL would be a counter direction signal. Add in a candlestick ATR reading and it is not all that difficult to operate a less is more trading

concept. An ea is fine as long as you follow PA and adjust its parameters as needed.

Now, 'Nitro' only has no losses over the last 2 months.

Over the past 4 months it has not performed as well.

SOB is moody at times due to crappy PA and ran at 96.7%. Damn Asian session with low volatility has some trades drag on way too long.

Nothing wins all the time.

Regards.

Quote:

Originally Posted by **pgpb** 

Yes, I am going to rename my children Edge1 and Edge2

I am looking at the report, did any trades ever go into drawdown?

Anyways.....I would be delighted and tickled pink if I could maintain 85% accuracy day in and day out

PGPB

Maximum drawdown was \$160.

Quote:

Originally Posted by **walb99** 

Does somebody no anything about the Renko indi by metaquotes?

<http://codebase.mql4.com/691>

Yep.

Take that junk, delete all reference to it and get the other one mentioned in the thread.

This is not being a smarta.., just sound advice.

Regards.

Initial Thought

Have taken a look at the mlq and TS (my) Renko setups with 10 tic blocks and there is a bit of difference as expected.

However, it remains to be seen until Sunday live feed as to whether or not this is going to be significant. My initial thought is that either will work, you just have to do as we always do. You do what?????

Yep!!! **IMPROVISE ADAPT OVERCOME.**

There is also no doubt that more indi's can be eliminated via Renko!!!

Have a look at the charts and see for yourself. Put your thinking caps on, review the discrepancies and ascertain its value to you as compared to C4.

'THINK REAL HARD' as the avatar states. But not too hard.

Regards.

Attached Thumbnails





Up to page 167