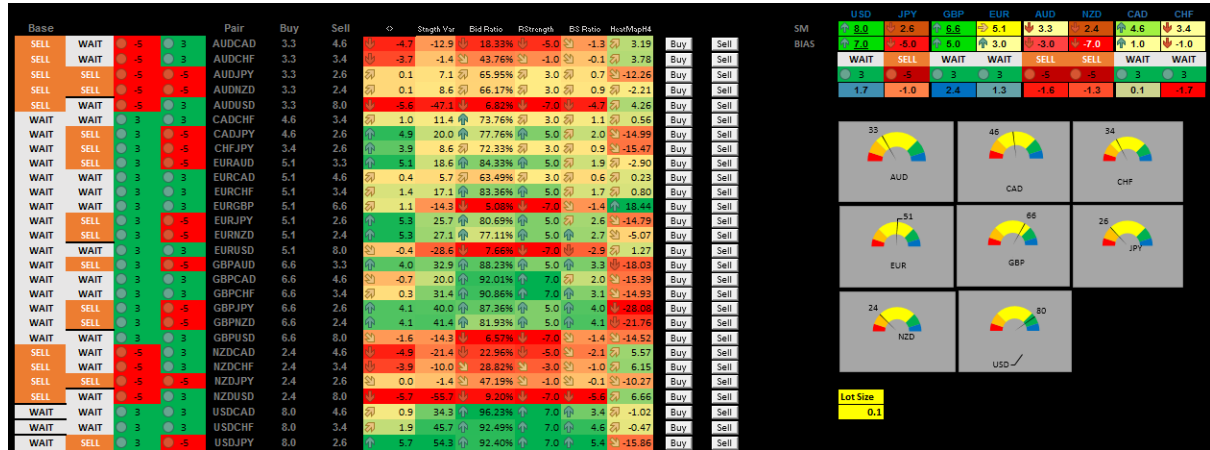


## Installation MT4 & Excel

Use in conjunction with [MT4 Trading the GAP With Excel](#) (compiled by [PayItForward](#)) EO&E




The following is provided as information only, as is, files worked at time of publication and with MT4 build 1010 - use at your own risk.

Many thanks go to the following:

[PipFlak](#), [Marialuiza](#), [dtlase](#), [nasap](#), [JibalaPasan](#) (a great contributor and member of nasap's team), [dingdong99](#) and many others like ...  
[the bourne](#) and [project13et](#) to name just a few ...

Essential Reading:



- [Post 1](#)
-  [Maria Gap Theory.pdf](#)

Requirements:




- Microsoft Excel Software.
- MetaTrader 4.0 Platform.

Files needed:







Excel file: (Note Excel files contain Macros - use at your own risk)

-  [Speedometer v4c](#) OR
-  [Speedometer v4c+HeatMap.zip](#) (Original from [Dtlase](#))

MT4 Files:

-  [TradeFromExcel2MT4.zip](#) - insert into MQL4 > Scripts
-  [ExportToExcelTimer.mq4](#) - insert into MQL4 > Indicators  
(this produces the DWM.csv file which can be found in MQL > Files folder and is required for Excel to obtain the the MT4 Data)
-  [TradeFromCSVFile](#)

Dashboards: If you require Auto Trading and are unfamiliar with Excel & or VBA, several Dashboards using GAP are listed below (in no particular order of preference):

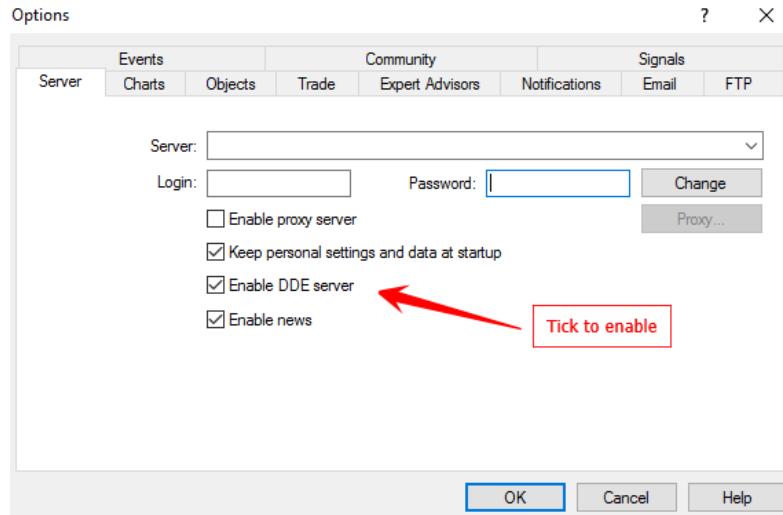
-  [Dashboard EAX](#)
-  [Dashboard Trading](#)
-  [Dashboard - Power MeterV5q.ex4](#)
-  [Dashboard - Power MeterV3\\_modGAP.mq4](#)
-  [Dashboard Fibo V3 correction Suffix.rar](#)
-  [Dashboard - Currency MeterV3R.ex4](#)

Installation:

Step 1.

Once you have your MT4 terminal open enable DDE Server as follows:

Click on the “Tools” tab and then click on “Options”. The Options window will come up; check the box next to “Enable DDE server” as shown below and click on the “OK” button to save your settings.

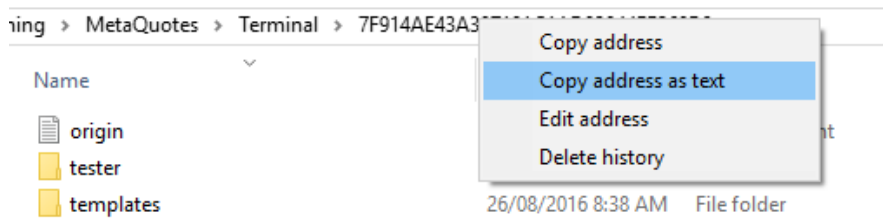


**Step 2.**

Open a chart in MT4 to use the MT4 Files above - e.g. XAUUSD & load a blank template  
 Load the MT4 Files above onto the chart. (You should not change this chart after loading as it has a script file which may stop working if the chart is changes - adding indicators excepted)

**Step 3**

In the MT4 Terminal click on File > Open Data Folder > Right click and Copy address as text as below.  
 (You need this path to input into the Excel file so save it as a text file)



**Step 4**

Open Excel and select sheet called 'getValues'  
 Insert the path you just copied into the SetUp Path as below

C	D	E	F	G	H	I	J	K
SetUp Path								
C:\Users\Name\AppData\Roaming\MetaQuotes\Terminal\LettersAndNumbers\MQL4\Files								
C:\Users\Name\AppData\Roaming\MetaQuotes\Terminal\LettersAndNumbers\MQL4\Files\DWM.csv								

**Step 5**

Save the Excel file

### Step 7

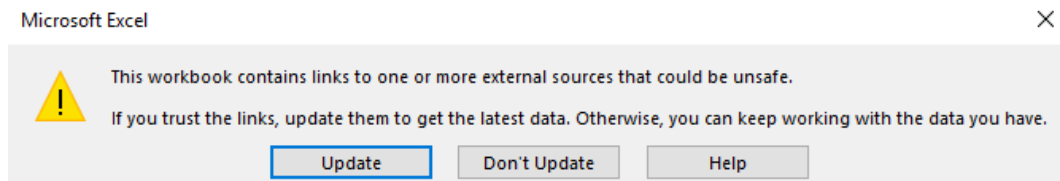
Go to your terminal MQL > Files and check to ensure you have the following file DWM present. If it is present then go to Step 6, if not wait for it to be generated by MT4 before opening Excel again.

### Step 6

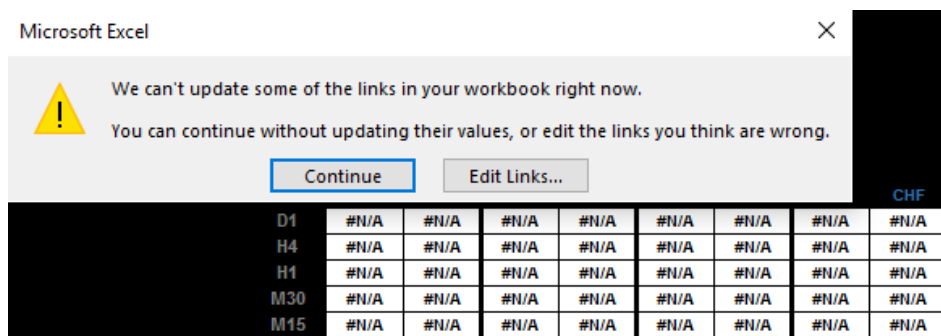
ReOpen the Excel file

### Step 7

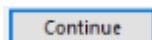
You will see the following, click on Update



If you see this then the path needs to be changed for each pair to Buy Sell (search Google for assistance with VBA or go to [Excel VBA Programming](#))



### Step 8



Click **Continue** and then Click on e.g. the Tab 'Arkusz1' and provided you have DDE connection and the DWM file in MT4 the data will load and you should see the following:

Base	Buy	Sell	Pair	Buy	Sell	0	Stop	Var	Bid Ratio	RStrength	ES Ratio	NonMupHd	Buy	Sell
SELL	WAIT	-5	3	AUDCAD	3.3	4.6	-4.3	-12.9	18.23%	-3.2	-1.3	3.15	Buy	Sell
SELL	WAIT	-5	3	AUDCHF	3.3	3.4	-3.7	-1.4	43.76%	-1.0	-0.1	3.78	Buy	Sell
SELL	SELL	-5	-5	AUDJPY	3.3	2.6	0.1	7.1	65.95%	3.0	0.7	-12.26	Buy	Sell
SELL	SELL	-5	-5	AUDNZD	3.3	2.4	0.1	8.6	66.17%	3.0	0.9	-2.21	Buy	Sell
SELL	WAIT	-5	3	AUDUSD	3.3	8.0	-5.6	-47.1	6.82%	-7.0	-4.7	4.26	Buy	Sell
WAIT	WAIT	3	3	CADCHF	4.6	3.4	1.0	11.4	73.76%	3.0	1.1	0.56	Buy	Sell
WAIT	SELL	3	-5	CADJPY	4.6	2.6	4.9	20.0	77.76%	5.0	2.0	-14.99	Buy	Sell
WAIT	SELL	3	-5	CHFJPY	3.4	2.6	3.9	8.6	72.33%	3.0	0.9	-15.47	Buy	Sell
WAIT	SELL	3	-5	EURAUD	5.1	3.3	5.1	18.6	84.33%	5.0	1.9	-2.90	Buy	Sell
WAIT	WAIT	3	3	EURCAD	5.1	4.6	0.4	5.7	63.49%	3.0	0.6	0.23	Buy	Sell
WAIT	WAIT	3	3	EURCHF	5.1	3.4	1.4	17.1	83.36%	5.0	1.7	0.80	Buy	Sell
WAIT	WAIT	3	3	EURGBP	5.1	6.6	1.1	-14.3	8.96%	-7.8	-1.4	18.44	Buy	Sell
WAIT	SELL	3	-5	EURJPY	5.1	2.6	5.2	25.7	80.69%	5.0	2.6	-14.79	Buy	Sell
WAIT	SELL	3	-5	EURNZD	5.1	2.4	5.3	27.1	77.11%	5.0	2.7	-5.07	Buy	Sell
WAIT	WAIT	3	3	EURUSD	5.1	8.0	-0.4	-28.6	7.66%	-7.0	-2.9	1.27	Buy	Sell
WAIT	SELL	3	-5	GBP AUD	6.6	3.3	4.0	32.9	88.23%	5.0	3.3	-18.03	Buy	Sell
WAIT	WAIT	3	3	GBP CAD	6.6	4.6	-0.7	20.0	92.01%	7.8	2.0	-15.39	Buy	Sell
WAIT	WAIT	3	3	GBP CHF	6.6	3.4	0.3	31.4	90.86%	7.8	3.1	-14.93	Buy	Sell
WAIT	SELL	3	-5	GBP JPY	6.6	2.6	4.1	40.0	87.36%	5.0	4.0	-28.08	Buy	Sell
WAIT	SELL	3	-5	GBP NZD	6.6	2.4	4.1	41.4	81.93%	5.0	4.1	-21.76	Buy	Sell
WAIT	WAIT	3	3	GBP USD	6.6	8.0	-1.6	-14.3	6.57%	-7.8	-1.4	-14.52	Buy	Sell
SELL	WAIT	-5	3	NZDCAD	2.4	4.6	-4.9	-21.4	22.96%	-5.0	-2.1	5.57	Buy	Sell
SELL	WAIT	-5	3	NZDCHF	2.4	3.4	-3.8	-10.0	28.82%	-3.0	-1.0	6.15	Buy	Sell
SELL	SELL	-5	-5	NZDJPY	2.4	2.6	0.0	-1.4	47.15%	-1.0	-0.1	-10.27	Buy	Sell
SELL	WAIT	-5	3	NZDUSD	2.4	8.0	-6.7	-35.7	5.20%	-7.0	-5.6	6.66	Buy	Sell
WAIT	WAIT	3	3	USDCAD	8.0	4.6	0.9	34.3	96.23%	7.8	3.4	-1.02	Buy	Sell
WAIT	WAIT	3	3	USDCHE	8.0	3.4	1.9	45.7	92.45%	7.0	4.6	-0.47	Buy	Sell
WAIT	SELL	3	-5	USDJPY	8.0	2.6	5.7	54.3	92.40%	7.0	5.4	-15.86	Buy	Sell

SM	BIAS	USD	JPY	GBP	EUR	AUD	NZD	CAD	CHF
		3.2	2.5	6.6	5.1	3.3	2.4	4.6	3.4
		2.2	-4.0	6.0	3.0	-3.0	-7.0	1.0	-1.0
		3	-5	3	3	-5	-5	3	3
		1.7	-1.0	2.4	1.3	-1.6	-1.3	0.1	-1.7

Lot Size: 0.1

If you have any questions please post a general question for everyone on the forum

Happy Trading ...

Compiled by in conjunction with [PipFlak](#)



[PayItForward](#)

**Green Is The New Black**