



DEN MURAKAMI



Japanese style of Forex trading

Forex TrailingBot

By Den Murakami



User's Manual

www.dmurakami.com/trailingbot.htm

Installation and Setup:

Forex TrailingBot requires MetaTrader 4 to function. It works with 4 and 5 digits brokers. If you don't have MT4 on your PC – you can get it easy from ANY broker. It's 100% FREE as well as DEMO account there.

There are many brokers nowadays, but here some examples for you too. See below:

FxPro: <http://fxpro.com>



Alpari UK: <http://alpari.co.uk>

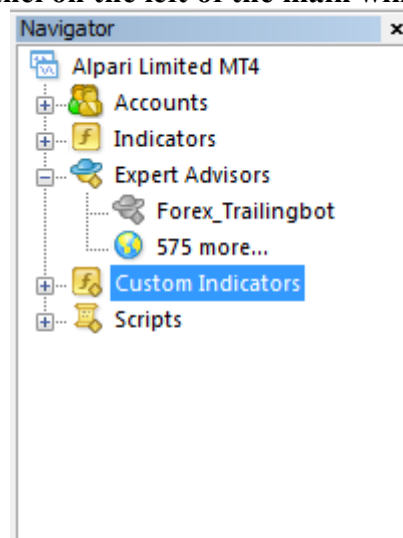


If you already have MetaTrader 4 installed, place the following file: **Forex_TrailingBot.ex4** into C:/Program Files/xxxxx/experts, where **xxxxx** is the name of your MT4.

For example, the MT4 from FxPro is called **FxPro - MetaTrader**, and the complete path will look like this: C:/Program Files/FxPro - MetaTrader/experts.

Relaunch MetaTrader 4

Take a look at the Navigator panel on the left of the main window



The Navigator panel displays all the accounts, indicators, expert advisors, custom indicators, and scripts available to you. Let's focus on Expert Advisors for now.

If you followed the simple instruction above, you should see `forex_trailingbot` under Expert Advisors.

If you don't see it there, please make sure you have placed the file **forex_trailingbot.ex4** in the correct folder, as described above. Relaunch MetaTrader 4 and check Expert Advisors again.

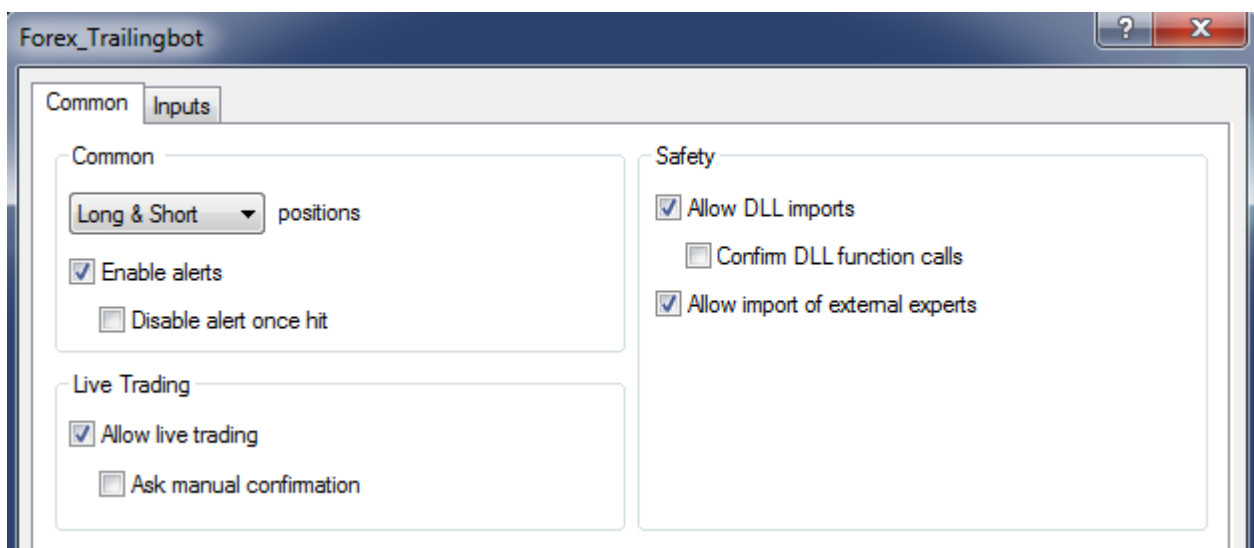
If `forex_trailingbot` are still not listed there, contact our technical support by sending an email to: denmurakami@gmail.com

Open the ANY charts in MT4:

Drag and drop the `forex_trailingbot` from the Navigator panel to right chart for each pair.

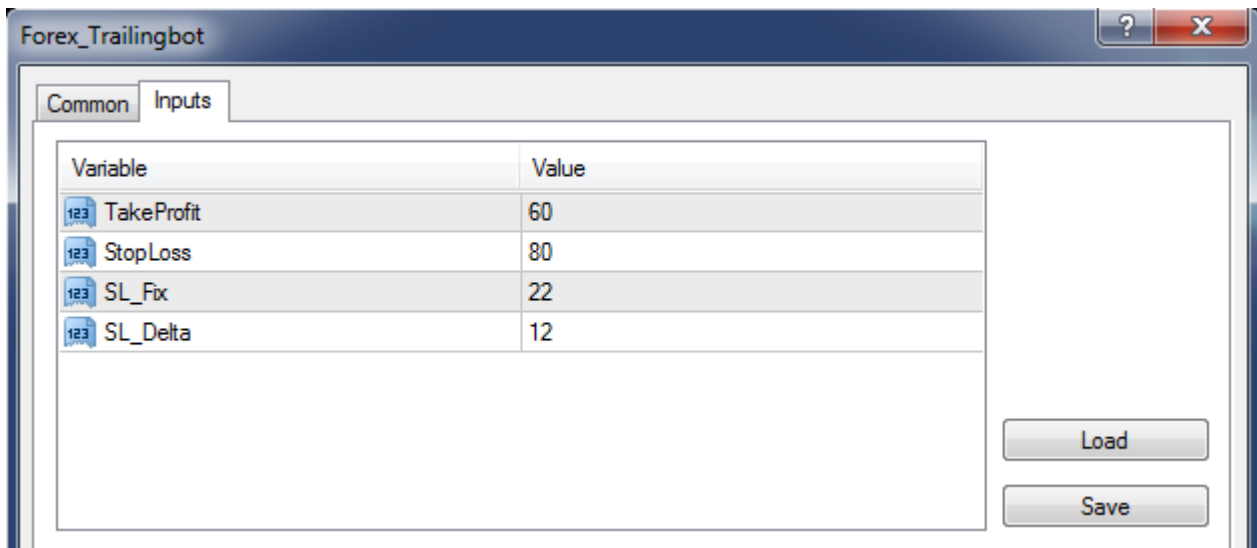
A window with the `forex_trailingbot` settings appears:

Please, make all the settings in the “**Common**” tab the same as in the picture below.



In the “**Inputs**” tab, you'll find 4 parameters of the TrailingBot:

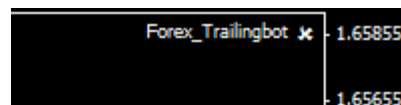
- ✓ **Take Profit:** fixed take profit value of the order
- ✓ **Stop Loss:** initial stop loss value of the order
- ✓ **SL_Fix:** a minimum level of profit in points (to fix no loss by trailing SL)
- ✓ **SL_Delta:** is the number of points between price and the minimum possible profit, which begins with SL_fix. *Example: 1st trailing SL will be at SL_Fix +SL_Delta and then will follow it 0.1 Pips from each price moving.*



Set these settings like you want, it depends on pair-time frame and your style of trading.

Click OK

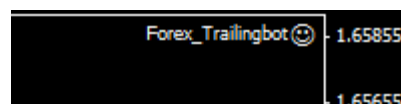
In the top right corner of the terminal window you should see the name of the bot with a cross next to it. This indicates that your robot has been activated but your terminal does not allow algorithmic (robot) trading.



To allow robot trading, click Expert Advisor in the toolbar:



Once you click Expert Advisor, a smiley face will appear next to the robot name, instead of the cross.



Great. You have successfully installed, set up, and launched the TrailingBot. Now it will set SL & TP levels, trailing SL and finally close orders when price reaches it.

Good luck with your trading!



If you have any questions – you may ask me directly by using my **email:** denmurakami@gmail.com

銭

Your questions are welcome!

I would love to help you at any time!

Sayonara...Den Murakami

Kobe, Japan

Disclaimer

Before you start trading Forex, you should read our full disclaimer and risk warning. There is a certain degree of risk associated with Forex trading and you should be fully aware of it before you begin trading. By reading this disclaimer, you are agreeing that you understand the material discussed in the "Risk Warning Disclaimer".

CFTC RULE 4.41

HYPOTHETICAL OR SIMULATED PERFORMANCE RESULTS HAVE CERTAIN LIMITATIONS. UNLIKE AN ACTUAL PERFORMANCE RECORD, SIMULATED RESULTS DO NOT REPRESENT ACTUAL TRADING. ALSO, SINCE THE TRADES HAVE NOT BEEN EXECUTED, THE RESULTS MAY HAVE UNDER-OR-OVER COMPENSATED FOR THE IMPACT, IF ANY, OF CERTAIN MARKET FACTORS, SUCH AS LACK OF LIQUIDITY. SIMULATED TRADING PROGRAMS IN GENERAL ARE ALSO SUBJECT TO THE FACT THAT THEY ARE DESIGNED WITH THE BENEFIT OF HINDSIGHT. NO REPRESENTATION IS BEING MADE THAT ANY ACCOUNT WILL OR IS LIKELY TO ACHIEVE PROFIT OR LOSSES SIMILAR TO THOSE

SHOWN.

THE RISK OF LOSS IN TRADING FOREIGN EXCHANGE (FOREX) CAN BE SUBSTANTIAL. YOU SHOULD THEREFORE CAREFULLY CONSIDER WHETHER SUCH TRADING IS SUITABLE FOR YOU IN LIGHT OF YOUR FINANCIAL CONDITION. THE HIGH DEGREE OF LEVERAGE THAT IS OFTEN OBTAINABLE IN FOREX TRADING CAN WORK AGAINST YOU AS WELL AS FOR YOU. THE USE OF LEVERAGE CAN LEAD TO LARGE LOSSES AS WELL AS GAINS.

Source for CFTC Rule 4.41: <http://www.cftc.gov>

This is not an offer to buy/sell futures or options. Any account can bring profits or losses similar to those found on the site. The results obtained in the past by any software, does not guarantee same results in the future.

Quite frequently there is a possibility of sharp differences between hypothetical performance and the actual results subsequently achieved by the use of any specific program in the trade.

All information on this site is intended for educational purposes only. Any statements about profits or income, expressed or implied, are not guaranteed. Your actual trading may result in losses. You are fully responsible for your actions, professionalism and profit or loss. The use of this software constitutes acceptance of my user agreement.

COPYRIGHT

This software is copyrighted and may not be re-written or published without the author's consent.

The use of books and software is only allowed for personal use. Distribution of copies is not legal and is protected by international copyright law.

Copyright © 2013. All rights reserved