

This post is my personal interpretation of this post:  
<http://www.forexfactory.com/showthread.php?p=3660327#post3660327>  
and my answer to this post:  
<http://www.forexfactory.com/showthread.php?t=357104>

=====

First I want to begin by saying it is quite obvious that what Crucial Point is describing in terms of dimensions are not literally different dimensions as in there are new planes in which price exist between. Price on any chart will always be 2 Dimensional & anyone who tries to convince you its truly 3 Dimensional is lying to themselves. Price & Time are what will always make up a price chart. Price being the first dimensions and time being the second. Just because you can draw 3D interpretations based on what is being plotted on the Chart does not make the price 3 Dimensional. Drawing Cubes does not make a true 3D object. It makes the interpretation of a 3D object on a 2D Plane. So price will always exist within 2 Dimensions on a chart.

Now that that is established I am still going to use the terms dimensions in the same way CP does but I am really referring to the possible outcomes of price. I also believe these "dimensions" he is mentioning do not end at 6(3 Up & 3 Down).

Now lets talk about DNA.


DNA is the driving force between the technical factor of our bodies. It tells us how tall we will grow, what color our eyes will be, etc. DNA is chemically made up of the same thing, a phosphate group, a sugar group and one of four types of nitrogen bases and we view these building blocks as a double helix. Something interesting about DNA though is its structure, the double helix, is made up of smaller double helix's within itself. It is the exact same data, it is just presented in larger and smaller segments. Think of these different sized helix's as time frames.

Price is very similar to DNA in the sense that it is what drive every technical factor of the chart. It tells every indicator or form of technical analysis where to move. Price is the "chemicals" or building blocks that create what we see, the double helix, or in this case the market. Whenever we are looking at the market we are looking at the exact same data presented in larger and smaller segments known as time frames.

Now before I continue lets briefly recap what Crucial Point is saying in regards to "dimensions". He is basically saying there are 6 outcomes for price & only 2 of the outcomes are profitable. 3 bullish dimensions & 3 bearish dimensions. The 2 profitable dimensions are the most extreme bullish & bearish dimensions. I personally do not think these "dimensions end with 3 in each direction. Like our universe, the number of dimensions available are limitless in the same manner the number of time frames that are available are basically infinite.

So after recognizing the dimensions we are trading in the next step is to identify how we can enter into the 2 profitable dimensions. Now lets turn back to DNA.

As I was mentioning the structure of DNA is comprised of smaller version of itself. It is fractal, just like all things in nature. Lets take a look at how DNA is structured.



In the top left corner of the image we see a 2D interpretation of what our 3D DNA structure looks like. Like I mentioned earlier since the market as we trade it is 2 dimensional. So to view this structure in a 2 dimensional way that can better represent the structure in regards to the market, in the center of the image we have a 2D interpretation of what are DNA structure looks like. It consist of smaller versions of itself within itself.

The first key thing to note is that this fractal nature of the DNA & the markets structure has no end and has no beginning. There are unlimited time frames or dimensions we can look at price in the same way that if you keep looking inside the DNA you just see smaller versions of the double helix structure. There is no finite end & beginning to how large or small you can view the exact same data. This means it is balanced & efficient as previously discussed [here](#)& if you wait long enough it will return to where it started. This is because of what is known as a Torus. Everything moves through this form in one way or another.

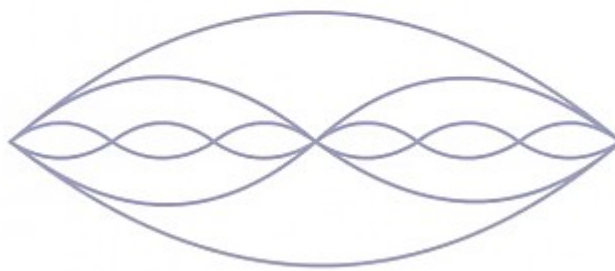
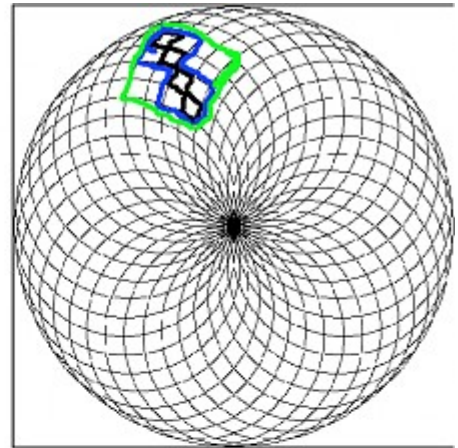
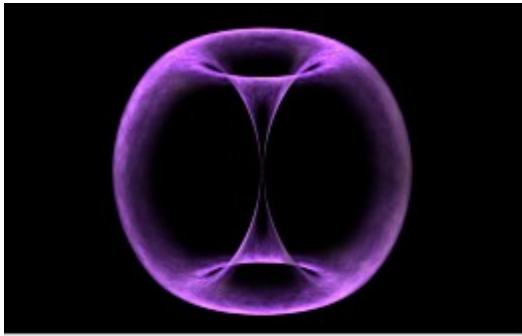
### **This is what Pi has to do with the market.**

This geometrical pattern(Torus) is what emerges from all the methods of ancient geometry. Fibonacci, Pi, Phi, etc.

Tesla figured out a way to use this model so that he could provide the world with free energy forever. Of course, no one makes any money that way so that is not an option and will never be

The Torus is a self organizing system that comes together in a space of unity & expands its energy out all around itself till it returns back to that original space and it will continue to do this forever. There is no finite end or beginning. It is a very efficient system, just like all of our systems on earth in regards to natural things. Galaxies function in this manner, atoms, gravity, tornado's, the business cycle, the rock cycle, the water cycle and even the growth of oranges. This is why no matter can be created or destroyed. There is no finite end or beginning. At the end of the day, the market is no different and this is why the market is so efficient. It can not escape the laws in which everything exist.

Lets take a look at this Torus.

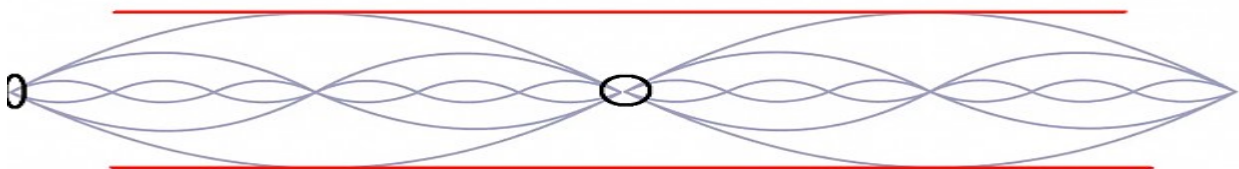



---

In the top right corner we see what a 3 dimensional torus looks like. In the top left we have a 2 dimensional interpretation of a torus. In this image I have outlined the pattern the torus forms. It is no coincidence this is the exact same pattern of our 2D interpretation of the structure of DNA. It is also no coincidence that this pattern will repeat forever as it moves through the Torus.

Lets take another look at our 2d interpretation of DNA and how it forms in layers.

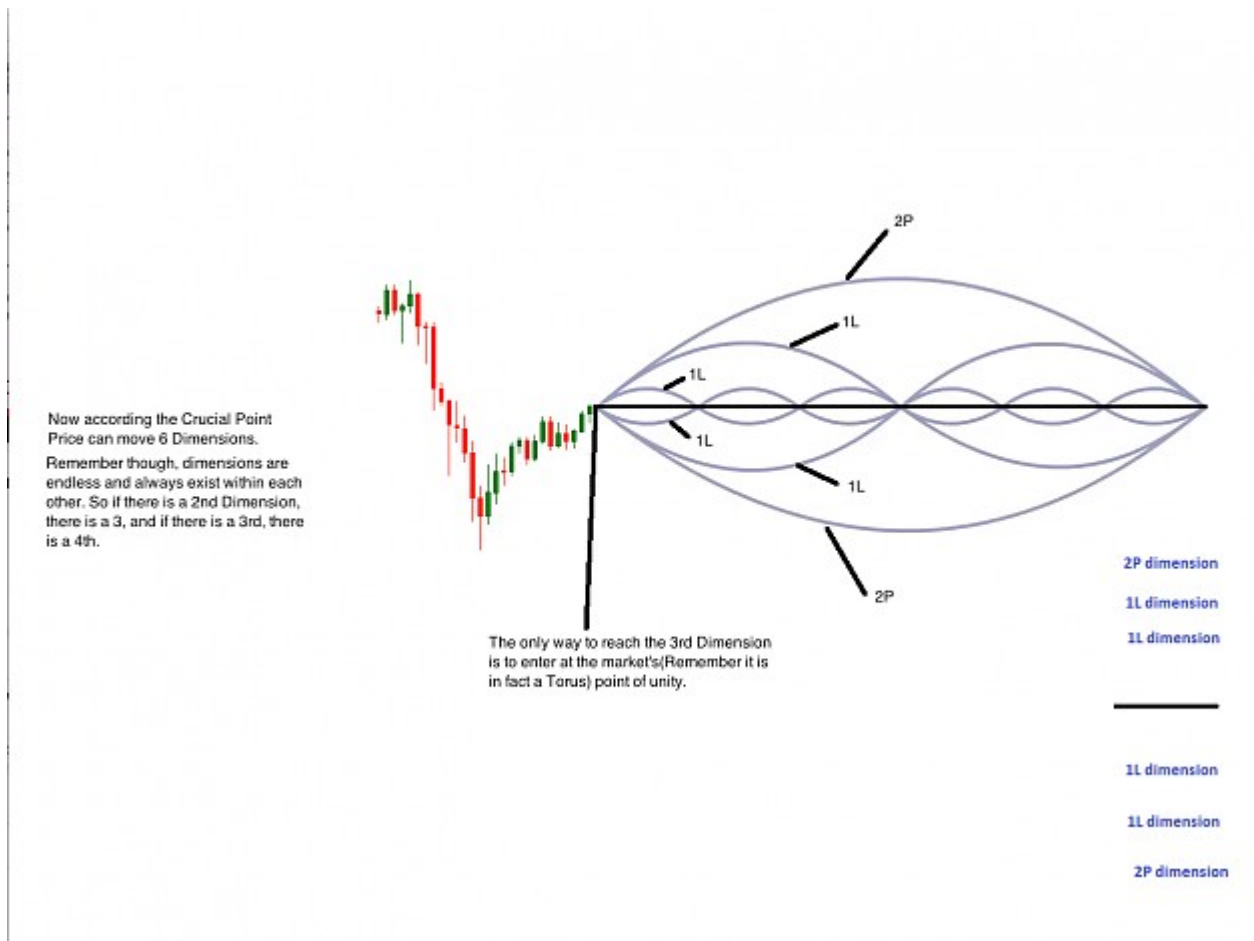
---



Notice the points of unity where our structures meet and then expand only to inevitably meet again. This

is the center of the Torus. The red lines represent the top and bottom of the Torus.

Now using Crucial Points example of 6 dimensions lets see how this relates to price & the market.



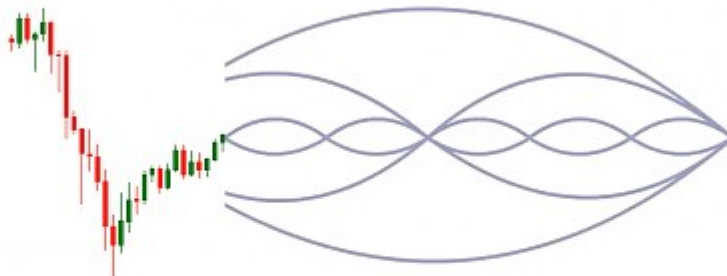
Notice how the only way we can reach the 3rd dimension is to enter at the markets point of unity.

Remember every thing in existence moves through this form in one way or another.

Now lets take a look at the possible outcomes of price if we enter when there is only 1 dimension in unity.

Now lets look at what it looks like when you Enter when there is only 1 Dimension of Unity.

Notice it is structurally impossible for you to get to the 2nd Dimensions, let alone the 3rd & profitable dimension.



2P dimension

1L dimension

1L dimension

1L dimension

1L dimension

2P dimension

It is structurally impossible for you to get to the 2nd dimension, let alone the 3rd & profitable dimension. Lets take a look at the possible outcomes of price if we enter when there is 2 dimensions in unity.

---

Now lets take a look to see what can happen when we enter with 2 Dimensions in Unity.

Notice how we still are unable structurally reach the 3rd, profitable, Dimension.

and In fact we are entering when the 3rd, profitable, dimension is returning back to Unity.



2P dimension

1L dimension

1L dimension

1L dimension

1L dimension

2P dimension

---

We are still unable to structurally reach the 3rd & profitable dimension. In fact we would be entering when the 3rd dimension is returning back to unity.

The only way to reach the 3rd & profitable dimension is to enter the market when it is in unity. You have very low odds of making a profit when you enter the market when all of its cycles are not in unison.

Again I believe the dimensions do not end there just like the amount of time frames we can view the market in has no end. Again time frames are nothing more than small or large structures used to analyze the same data.

So what really are these dimensions Crucial Point is talking about? We know he does not literally mean price is entering into a new dimension. I personally believe these dimensions are better labeled cycles. In our example there are 6 different cycles or dimensions the market will move in & again only 2 are profitable. As shown in the images above the only way to reach this dimension is to enter the market when all the cycles or dimensions are in unison.

Now that we have properly identified what I believe to be these dimensions Crucial Point is speaking of as cycles, let talk some more about cycles.

There are two types of cycles that exist in this universe.

1. Biological Cycles
2. Technical Cycles

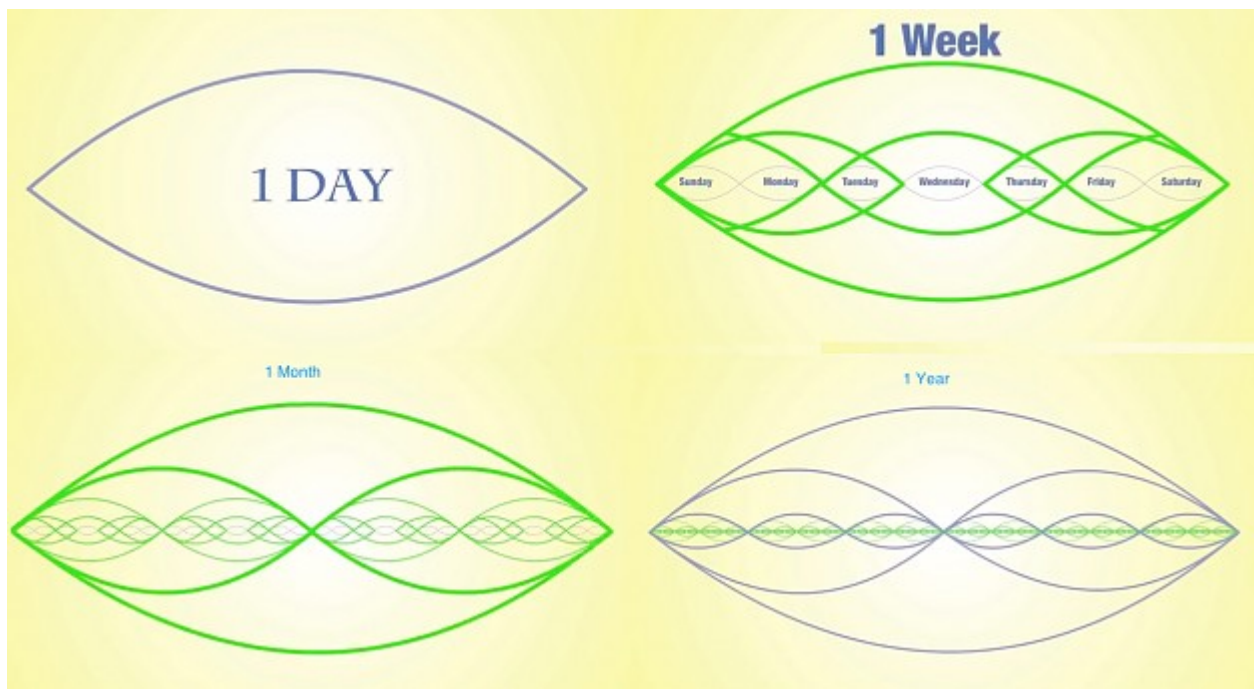
Biological cycles are part of the creation of life. Technical cycles are cycles we have created and imposed on top of these biological cycles as a way of measuring and understanding whatever it is we are applying the cycles too.

Time is an example of a technical cycle. It has no life of its own. It is a simple measurement of other cycles. Time is meaningless unless it is used to measure something.

An example of this is our calendar. We have 365 days in what we call a year. This is an interpretation of a natural cycle, that cycle being the earth moving around the sun. A week is just a smaller measurement used to measure the same cycle, this is why there are 52 weeks in a year. Days work the same way.

Any market including forex is a natural cycle of humans buying and selling, it is efficient. Time frames are what we use to interpret this natural cycle. The start and end of any natural cycle we are measuring, including forex, is when all of the cycles within come into unity.

The start and end of a year(cycle) is at the first hour of the first day, of the first week, of the first month of the year(Cycle). Many different combinations of these cycles will occur in between each year(cycle) but a new year(cycle) will not begin unless all of the cycles within the year come into unity again at the first hour of the first day, of the first week, of the first month of the year.



It is important to note that the smaller cycles start to influence the larger cycles as all the cycles leaves & approaches unity.

**Trends work the same way. The start and end of a trend is when all of the units of measurements(time cycles) you are using to measure the market come into unity.**

It is important to keep in mind that some natural cycles are much more stable than others, but no matter how unstable the cycles are, they always start and end with unity.

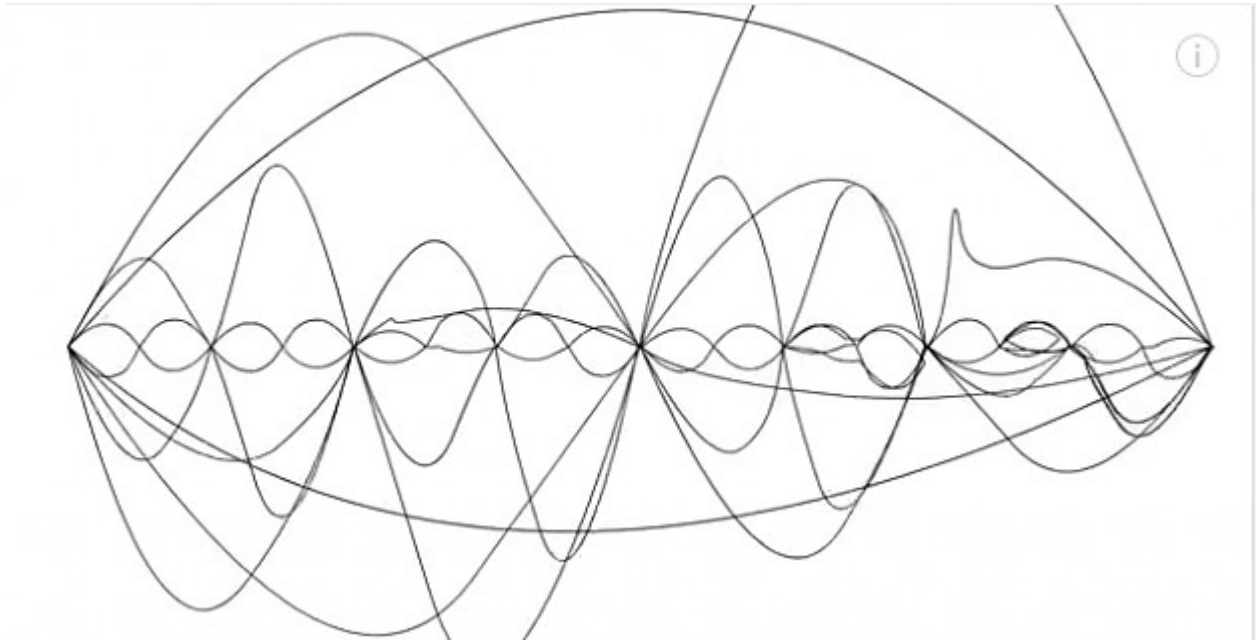
The cycle of a year is very stable as shown in the pictures demonstration the cycle of a year. The amount of time it takes for the earth to move around the sun hardly ever changes and would be considered an extremely stable cycle. Once a new year begins, you can count on it ending when all of the time cycles within the year return to unity in the same amount of time it took the previous year.

Other cycles are not so stable. For example the water cycle.

All the water that exists on the earth will always be on the earth. This does not automatically or naturally make the water cycle a stable cycle and as a result there are periods of drought for some areas and periods of abundance for others. No one knows when these cycles will occur and they never occur in the same pattern as they previously have. This is what makes the water cycle an unstable cycle compared to the earth's rotation around the sun. Even though this is an unstable cycle, it is still a natural cycle.

The market is the same way. Although it is an extremely unstable cycle, it is indeed still a natural cycle and it can not escape the laws of nature.

This type of structure better represents the Market, the Water Cycle or any other unstable cycle.



Keeping all of this in mind it is easy to see why one would get chopped to pieces when entering the market when all of the cycles are out of unison, especially in the picture directly above this paragraph. The only way we can enter the market and reach the profitable dimension originally brought up by Crucial Point, we must enter the market when all of our time cycles are in unity.

This is how DNA, Dimensions & Trading all come together.. O and how a little Pi never hurt anybody