

forecasting prices

5th ed. revised and enlarged

by

t. g. butaney

201 shivanji nagar

bombay, 13, india -

1958

(pages 1-7 of introduction missing)

part i

... it is as if you had deposited rs. 1000 in the bank. as a matter of fact, you have not deposited even a rupee and the bank has advanced you a loan of rs. 1000. credit or bank-money is as good as government money or what we call currency. price does not only depend upon money so defined but also upon the rate of circulation of money in the market. *if the rate of money circulation is faster, other things remaining the same, the price level will rise.* so if you find that money is rapidly changing hands in the market, you may expect a rise of prices. now if you want to study the money situation, you must carefully study the statistical returns of the reserve bank of india which appear in the government gazettes and the important daily papers. so you must make a study of the monetary conditions in the principal countries of the world, specially the united states of america and great britain. the statistical returns of the federal reserve bank, the bank of england and other important banks published in the *economica* are very valuable.

there are other factors also which influence prices, but those factors operate by producing changes in the fundamental conditions of demand and supply of commodities and money. so you have a grasp of money and commodity statistics, you can, with a reasonable expectation of accuracy, forecast the price-level.

d. h. butaney m.a. (economics)

principles of successful speculation

in big commercial centres like bombay, calcutta and karachi, there are several associations and exchanges which do enormous business in commodities, stocks and shares. surprisingly the commodities, stocks or shares are not physically found in these places. if you visit a bullion exchange, you naturally expect to see gold and silver bars. if you visit a grain association, you will naturally look for bags of wheat, linseed, groundnuts etc. if you go to cotton exchange, you expect the place to be full of bales of cotton. but you look in vein for bullion in the bullion exchange, for grain in the cotton exchange. all that you find is a mass of strange men, howling at each other and crying out figures which appear to you mysterious. you feel puzzled. then you settle down and begin to understand that these people are buying and selling gold, silver, grain, cotton, shares or government securities, as the case may be.

then, there is another question that puzzles you. suppose you are in a cotton association. there is no cotton in the cotton association. then what are sellers selling and buyers buying? have the sellers got any cotton in their godowns or anywhere on the earth? no. they have absolutely no cotton. not only 99 percent of them have no cotton, but not even a godown which they can call their own to keep it in. then what are the buyers buying? how do they expect to buy from people who have nothing to sell?

what is speculation ? you are told, in reply to these questions, that they are "*merely speculating*" or "*dealing in the futures.*" what does all this mean? the sellers agree to sell to the buyers the commodity in question at a future date. in fact, there will be no exchange of the commodity at that future date. why are they then buying and selling? obviously for profit.

correct judgement & daring

how are they to make profit if there is to be no actual exchange of the commodity? can something come out of nothing? usually, no; but on the exchanges, it does. he, who is able to guess correctly what the price on a particular future date will be, gains; and whosoever makes an incorrect guess, loses. the speculators guess what the price will be in the future and speculate accordingly. they buy and sell in accordance with their expectations of the level of prices in the future. suppose the price of wheat is rs. 10 a maund today and you expect that it will rise to rs. 12 three months hence. you purchase wheat today at rs. 10 for delivery three months hence. if you have guessed correctly and the price actually rises to rs. 12, you gain rs. 2 per maund. you get from the seller not wheat but your profit of rs. 2 per maund. if your guess is incorrect and the price

falls to rs. 7 per maund, you lose rs. 3 per maund which you pay down in cash to the seller. so what you require in the business is not commodity but cash; but more than cash you must have brains. without brains, there can be no insight in the future and without cash there can be no daring. *insight into the future and daring are the two essential qualifications of a successful speculator.*

bulls and bears

now, suppose you possess these qualifications and desire to mint money by speculation. you enter the market and find all sorts of people as in the world outside. some people expect that prices will rise and the others that the prices will fall. those who expect a fall in prices, will sell so that they may buy when prices fall and thus get a clear profit. those, who expect prices to rise and speculate accordingly, are known as "bulls"; those who anticipate the price-level to fall and speculate accordingly, are known as "bears." when a rise in prices takes place in the market, "the bullish sentiment" is said to dominate the market; and when prices fall, the market is said to be dominated by "the bearish sentiment."

study the sentiment of the market

the tug of war between the bulls and the bears continues unabated from day to day. when you enter the market, *you sense the sentiment of the public.* if the sentiment of the public is bullish, play the role of a bull; but if it is bearish, play the role of a bear. the behaviour of the market will show you clearly what course the market is going to take. *study the speculative current and learn to fall in line with it.* if you ignore the market sentiment, you will invite disaster on yourself and can never be a success in speculation. *right judgment of the market sentiment counts a good deal for success in speculation.*

study the statistical position of the commodity and resistance price-level from charts

now you must therefore begin to think; but thought must have some food to feed itself upon. there must be some materials in your possession before you could successfully speculate. these materials are the statistical charts of the production and prices of the commodity in question; and these charts must be for various periods; one for the last twenty years, taking the average price and production for each year; another for the last five years, taking the average price every month; a third for the last six months, taking the average price every week; a fourth showing you the daily price for the last two months. you should prepare the graphs of these price-levels and mark the resistance level in them.

law of supply and demand

since you have now the materials in your possession, you must bring to bear upon them a scientific attitude of mind. prices do not rise because the bulls so desire; nor do they fall because the bears so anticipate. the price-level rises or falls due to changes in the fundamental conditions of demand and supply. you must study these fundamental conditions, which obtain in the world markets and remember the scientific laws that *in the short period of time, demand is more influential than supply in the determination of price. but in the long period of time, supply is a more potent force than demand in the fixation of price.*

study the political conditions

once you have grasped these fundamental conditions of demand and supply, you proceed to study the political situation in your own country and in the world. in modern times, the political situation is of such paramount importance in determining price-level that it overrides even the fundamental conditions of demand and supply. it is a matter of vital significance if a commodity is produced in a belligerent or in a neutral country. war and peace affect demand greatly. *so you must know not only the 'economics' of the commodity but also its 'politics'.*

over-trading spells ruin

before you venture to speculate, always take stock of your financial resources and decide how much you are prepared to lose, lest it should bring you discredit and dislocate your work. suppose you want to risk rs. 600. you should speculate to the extent of 1/6th of your amount in your first deal. if you fail in the first venture, be calm and make a thorough sturdy for future success. in that way you will be able operate six times. if ill luck attends you five times, i am sure the sixth deal will prove so very profitable that you will not only recoup all your losses but it will leave you with a credit balance. therefore *never over-trade*. thousands of speculators have met with utter ruin because they have traded beyond their means. once the market goes against them, they are obliged to close their transactions with a huge loss to themselves. *over-trading spells ruin*.

cut your losses quickly

you are now in the thick of business. you feel worried as to what to do under varying circumstances. you should habituate yourself to practise the axiomatic truths in speculation. as soon as your limit of loss is reached in case the market behaves unfavorably to your deal, learn to cut your losses quickly. what does a novice do? when he sees that the market has behaved favorably to his deal, he is in haste to secure the profit; but when the market goes adverse to his deal, he sticks to it like a leech, thinking that the market might act favourably one day. to his utter disappointment he finds that the transaction has resulted in a huge loss which he is unable to pay. he is then compelled to close it at enormous loss to himself.

let your profits run

when the market behaves favourably to your deal, do not be in a hurry to close it but "go long." you close your transactions only when there is a marked downward trend. take an example. suppose you are operating in the indian cotton market. it is affected by the american cotton production. you learn that the american cotton crop is below estimate; and that japan is making heavy purchases of indian cotton. you expect, therefore, that prices will rise: and you become a "bull". you buy 200 bales of cotton at rs. 180; it rises to 185, rs. 190 and then recedes to rs. 186. but wait, this recession from rs.. 190 to rs. 186 is delusive. you find the price suddenly jumping to rs. 204. again you will find it receding to rs. 196 on profit-taking. you have fortified your position against a further decline of rs. 16. now instead of selling your cotton to secure profit, you should on the contrary purchase half the quantity of the first deal i.e. = 100 bales at rs. 196. this is known in speculation as "pyramiding". you should learn to take the fullest advantage of the bullish sentiment dominating the market. so long the public fall in line with the big bull operators, cotton market will continue to rise with occasional setbacks. as the market goes on rising, you should learn to buy on reactions to carry a long interest; but *take special care that every subsequent purchase should be half of the preceding deal so that average should be higher*. suppose at rs. 250 you feel the market heavy. there is a tug of war between the bulls and the bears in the market and it remains steady. you also sense that the bears are trying to shake the bullish sentiment of the public by spreading rumours which are believed by the public. suddenly the market recedes on a day by rs. 15, and cotton is quoted at rs. 235. you should make haste to close all transactions, cash your profits, get out of the market and survey the situation dispassionately with an unprejudiced mind. if you find that in a few days, cotton has dropped to rs. 220, it is a clear signal that the bearish sentiment has overtaken the market. then when the market gets a reaction and rises by a few rupees, you should play the part of a "bear". it is in this way that you will have the fullest advantage of the rise and fall in prices.

never average your losses

while speculating "*never average your losses*" for the losses never get averaged. if you are losing on one deal, do not enter into another deal to average the loss; but immediately quit the market; otherwise you will lose on both the deals. suppose you have purchased 50 bales of cotton at rs. 240 and the price falls to rs. 225. do not purchase another 50 bales in order to cover the average of rs. 240 and 225. when the price after

reacting to rs. 226, recedes further, you are faced with a loss on both deals. you thus suffer a heavy loss. therefore learn the truth of speculation "*never average your losses.*"

preserve a calm and balanced mind

the most important of all the above maxims in speculation is calm and balanced mind. it will keep you steady. in a period of high bullish activity, many bearish rumors are set afloat. it is advisable not to clear out of the market suddenly and take to the opposite side; but wait and watch whether the rumours are false or true. sudden changing of sides is bad in the market as in life it does not pay.

observe the theory of reaction

whatever the trend of the market may be, every market observes the theory of reaction. suppose cotton is quoted at rs. 180. the trend of the market is distinctly bullish and after three days cotton touches rs. 200. there is bound to be profit-taking when there has been a rise of rs. 20 during three days. wait for a reaction by a few rupees and then enter the market on the bullish side.

choose a good and expert broker

always choose an honest and reliable broker and keep him in your confidence. he knows the parties more than you ever can. he is "*the man on the spot*" and you must, therefore, trust him.

by learning to practise these grand truths of speculation explained above, you will be able to make money in speculation; in case otherwise, lay to heart: "*fortune woos but few.*"

t.g. butaney

summary of the golden rules of speculation

1. divide your capital into six equal parts and never risk more than one-sixth of your capital on any one deal.
2. use stop loss order. it is a safety valve to protect the trader. in normal times the stop loss order should be a few points up or down; but in abnormal times after looking to the fluctuations, the stop loss order should be a few more points either way. place the stop loss order at the time you make a trade and do not cancel it without sufficient reason.
3. never overtrade. overtrading spells ruin.
4. never let a profit run into a loss. protect your capital and your profit. when any transaction shows a profit, still put a stop loss order at a point where you will have no loss should the market reverse. in this way, the risk is minimised and the possibility of profits is unlimited.
5. do not act against the trend but fall in line with it.
6. accumulate a surplus. after you have made a series of successful trades, put some money into surplus account to be used in emergency or in times of peace.
7. never average losses.
8. avoid taking small profits and big losses.
9. be just as willing to sell short as you are to buy. let your object be to keep with the trade and make money.
10. avoid increasing your trading after a long period of success.
11. never go short or go long when the commodity moves up into new territory.
12. keep and maintain:
 - (a) the daily graphical charts of prices.
 - (b) the daily highest and lowest charts of prices.
 - (c) weekly highest and lowest charts.
 - (d) monthly highest and lowest charts.
13. when you notice from the charts that the trend has changed, then change your side immediately.
14. pyramiding should be done in the following manner:

- (a) 1st deal 200 bales.
 - (b) 2nd deal 100 bales i.e. $\frac{1}{2}$ of the 1st deal.
 - (c) 3rd deal 50 bales i.e. $\frac{1}{2}$ of the 2nd and so on.
15. a pyramid should always be followed up with a stop loss order no matter what methods you use because your profits must be protected. pyramid on reactions only.
16. if unhappily your first margin is exhausted due to market behaving adversely to your deal, do not put more money, but get out.

part ii

preliminary ideas in commercial or financial astrology

dear readers,

astrology is a new science to you. therefore you are requested to approach it with reverence to study and master with care and solve each test question at the end of each lesson yourself. although i shall try my best to explain each point clearly, but still you are sure to encounter many difficulties in understanding the book. therefore you should not lie over difficulties and by-pass them but seek the active help of a local astrologer to guide you in conquering your difficulties. once you understand the preliminary ideas of astrology well, you will be able to understand the book with ease.

do not be frightened by the names, signs & symbols of the planets and the zodiacal signs. they are so easy to learn. once you have mastered them, it will help you to understand the book with ease. therefore master each lesson along with test questions before you take up the next lessor for study.

t.g. butaney

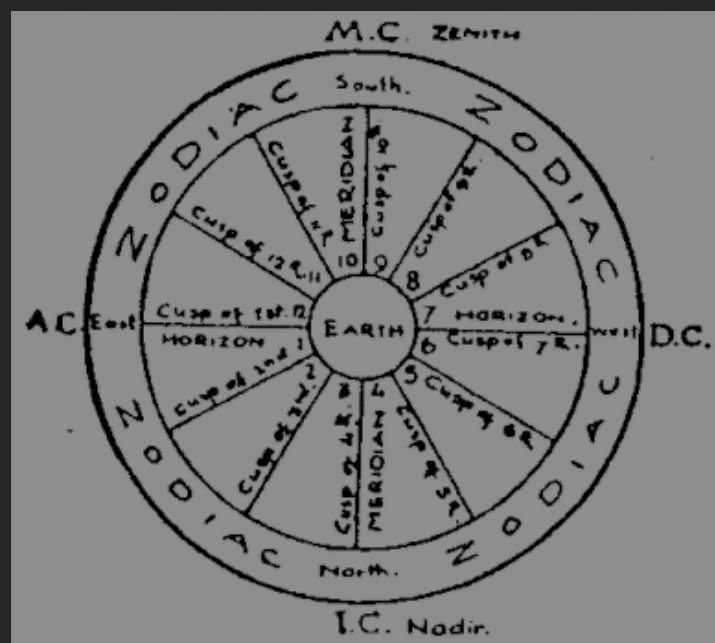
lesson i

explanation of elementary terms

horoscope: "a horoscope is an exact map of the heavens as viewed from a particular place on the earth at a particular time." - robson.

the earth: the small circle in the center represents the earth.

the zodiac: mark the two outer circles in the diagram below. the space between the circumferences of the outer circles is **the zodiac**.



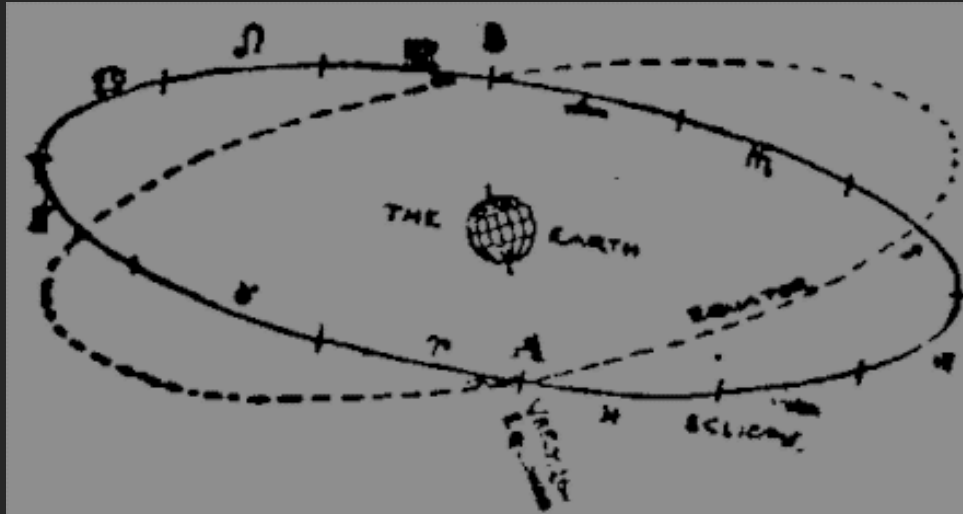
the cusp: the straight line, separating one house from another house, is called **the cusp**.

house: the whole zodiac is divided into 12 divisions. each division is called **a house**. the whole zodiac covers 360 degrees, therefore each house covers 30 degrees.

ascendant or east or langam [lagna]: what is ordinarily called west in a map is called **ascendant** or east or **lagna** in astrology. when any planet is seen on the ascendant, it is said "**to rise**".

descendant or west: what is ordinarily called east in any map is called **descendant** or **west** in astrology. when any planet is seen on the descendant, it is said "**to set**".

orbit: all planets go round the sun in an ellipse. the path, along which a planet goes round the sun, is called its **orbit**.



ecliptic: while the earth is moving in its orbit, the sun appears to move in the sky in an imaginary path called **ecliptic**.

declination: it is the angular distance above or below the equator. **declination** is said to be north if the planet is above the equator and south if below the equator.

longitude: the distance of a planet, measured along the circumference of the circle from zero degree aries, is called its **longitude**.

latitude: the distance of a planet, above or below the ecliptic, is called its **latitude**.

test questions

- q. 1. what is a horoscope?
- q. 2. look at the diagram on page 25 [lesson i] and tell me:
 - (a) what is the zodiac?
 - (b) how many houses are there?
 - (c) how many degrees are covered by zodiac?
 - (d) how many degrees are covered by each house?
 - (e) what is the ascendant?
- q. 3. in which way do all planets go round the sun?
- q. 4. what is declination?
- q. 5. what is longitude?

lesson ii

names of planets, their symbols & signs of zodiac and their symbol

names of the planets and their symbols

the sun, the moon, rahu (dragon's head or north node of the moon), ketu (dragon's tail or south node of the moon) are not really planets but astrology includes them in planets.

[editor's note: all names have been updated to match current 'era' - wiki:

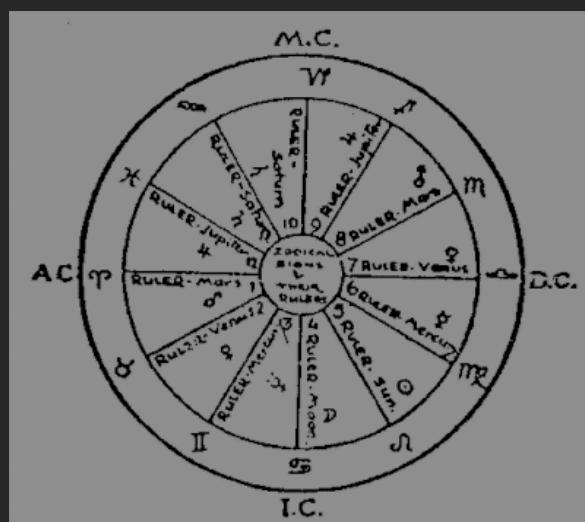
https://en.wikipedia.org/wiki/hindu_astrology]

no.	english name	hindi name	symbol
1	the sun	ravi [surya]	☉
2	the moon	candra	☾
3	mercury	budha	☿
4	venus	sukra	♀
5	mars	mangala or kuja	♂
6	jupiter	guru	♃
7	saturn	sani or manda	♄
8	rahu	rahu	♊
9	ketu	ketu	♋
10	uranus (herschel)		♅
11	neptune		♆

n.b. uranus, neptune and pluto have been lately discovered by the western astronomers, therefore there are no hindi names for them.

signs of the zodiac and their symbols

you have learnt in lesson i that the whole zodiac is divided into 12 houses. each house is called by a different name. study the diagram carefully.



no.	name	english name	indian name	symbol
1	aries	the ram	mesa	♈
2	taurus	the bull	vrsabha	♉
3	gemini	the twins	mithuna	♊
4	cancer	the crab	karka	♋
5	leo	the lion	simha	♌
6	virgo	the virgin	kanya	♍
7	libra	the balance	tula	♎
8	scorpio	the scorpion	vrscika	♏
9	sagittarius	the archer	dhanusa	♐
10	capricorn	the goat	makara	♑
11	aquarius	the waterman	kumbha	♒
12	pisces	the fishes	mina	♓

test questions

q. 1. how many planets are there?

q. 2. which planets have been discovered later by the western astronomers?

q. 3. which zodiacal signs are represented by the following symbols?

- (1) ♋ (2) ♍ (3) ♏ (4) ♈ (5) ♌ (6) ♐
 (7) ♎ (8) ♊ (9) ♉ (10) ♎ (11) ♒ (12) ♐

q. 4. what are the hindi names for the following planets?

- (1) mercury (2) jupiter (3) the sun (4) saturn (5) mars (6) venus

q. 5. what are the english names for the following planets?

- (1) candra (2) mangala (kuja) (3) budha
 (4) guru (5) ravi (6) sukra

q. 6. name the signs of zodiac in order.

q. 7. give the indian names for the following:

- (1) aquarius (2) virgo (3) cancer (4) sagittarius
 (5) pisces (6) gemini (7) leo

q. 8. which planets are represented by the following symbols?

- (1) ♀ (2) ♀ (3) ♀ (4) ♀ (5) ♀ (6) ♀ (7) ♀ (8) ♀ (9) ♀

lesson iii

rulers of zodiacal signs, their detriments, their exaltation & their fall

ruler or lord: every zodiacal sign is ruled by a particular planet. it is called its ruler. the planet, in its own house, is powerful.

detriment: when the planet occupies the zodiacal sign opposite the sign of which it is the ruler, that sign is called its detriment; i.e. mars is the ruler of aries. the zodiacal sign, opposite to aries, is libra. therefore libra is the detriment sign of mars. the planet, in its detriment sign, is not powerful.

exaltation: there are certain signs of the zodiac in which planets are very strong and powerful. when the planet is in that sign, it is said to be "exalted" or "ucha", i.e. the sun in aries.

debilitation or fall: the zodiacal sign, opposite to the sign of the exaltation of the planet, is called its sign of debilitation or fall. the planet, in its sign of fall, is very weak; i.e. the sun in libra.

n.b. astrologers have not assigned ownership signs, the exaltation and the debilitation signs of uranus or herschel, neptune or pluto because they have been discovered lately by the western astronomers.

[editor's note: astrology of the east (indian) and the west (western) are merging slowly, consequently indian astrologers are considering uranus and neptune, even pluto, while western astrologers added rahu and ketu into western astrology. a modern mix up.]

zodiacal signs, their rulers & their detriments

no.	name	symbol	ruler	symbol	detriment	symbol
1	aries	♈	mars	♂	libra	♎
2	taurus	♉	venus	♀	scorpio	♏
3	gemini	♊	mercury	☿	sagittarius	♐
4	cancer	♋	moon	☾	capricorn	♑
5	leo	♌	sun	☼	aquarius	♒
6	virgo	♍	mercury	☿	pisces	♓
7	libra	♎	venus	♀	aries	♈
8	scorpio	♏	mars	♂	taurus	♉
9	sagittarius	♐	jupiter	♃	gemini	♊
10	capricorn	♑	saturn	♄	cancer	♋
11	aquarius	♒	saturn	♄	leo	♌
12	pisces	♓	jupiter	♃	virgo	♍

exaltation & debilitation signs of planets

planet	symbol	exaltation	symbol	fall (debilitation)	symbol
sun	☉	aries	♈	libra	♎
moon	☾	taurus	♉	scorpio	♏
mercury	☿	virgo	♍	pisces	♐
venus	♀	pisces	♐	virgo	♍
mars	♂	capricorn	♑	cancer	♋
jupiter	♃	cancer	♋	capricorn	♑
saturn	♄	libra	♎	aries	♈
rahu	♈	taurus	♉	scorpio	♏

test questions

q. 1. explain the following terms:

- (1) ruler (2) detriment (3) exaltation (4) debilitation

q. 2. which zodiacal signs are ruled by?

- (1) sun (2) moon (3) mercury (4) venus (5) mars (6) jupiter (7) saturn

q. 3. which is the zodiacal sign opposite to?

- (1) aries (2) cancer (3) virgo (4) leo (5) capricorn (6) sagittarius
(7) aquarius (8) scorpio (9) taurus (10) gemini (11) pisces (12) libra

q. 4. name the houses [signs] ruled by:

- (1) mars (2) venus (3) mercury (4) jupiter (5) sun

q. 5. which are the zodiacal signs in which the following planets are exalted & debilitated?

- (1) sun (2) moon (3) mercury (4) venus (5) rahu (6) saturn (7) jupiter

q. 6. which are the houses [signs] of detriment of?

- (1) mars (2) jupiter (3) sun (4) venus (5) mercury

lesson iv**motions of planets & their periods of revolution****the motions of the planets**

there are two motions of the planets (1) **direct**, (2) **retrograde** or **vakri**. when the planet goes without stopping in anti-clockwise direction e.g. from aries to taurus, its motion is said to be **direct**.

when at certain times, they slow down their speed and proceed backward in their march, their motion is said to be **retrograde** (rs [rx]) or **vakri**.

sun and moon have no retrograde motion but direct motion only.

rahu and ketu have always retrograde motion but no direct motion.

the remaining planets have both direct as well as retrograde motion.

name	distance from sun (in millions of miles)	period of revolution	
		years	days
mercury	36	0	88
venus	67	0	225
earth	93	0	365
mars	141 ½	1	322
jupiter	483	11	315
saturn	886	29	169
uranus	1782	84	7
neptune	2791	164	268

n.b. the moon is at a distance of 240,000 miles from the earth and goes round it in 27 ¼ days. rahu and ketu live for one and a half year in each zodiacal signs.

from the above list you will notice that:

- (a) sun, moon, mercury & venus are fast planets.
- (b) mars is neither fast nor slow but average in motion.
- (c) jupiter, saturn, rahu and uranus are slow in motion and therefore are called ponderous planets.

test questions

- q. 1. what do you understand by the terms:
(1) direct motion (2) retrograde motion?
- q. 2. which planets have direct motion only?
- q. 3. which planets have retrograde motion only?
- q. 4. which planets have both direct as well as retrograde motion?
- q. 5. how long does jupiter, saturn and uranus live in each zodiacal sign severally?
- q. 6. how long does rahu live in each zodiacal sign?

lesson v

western astrology (sayana system) & indian astrology (nirayana system)

the difference between the two systems lies in the calculation of the longitude of the planets. the zodiac appears to move backwards by one degree in 72 years. the westerners take into account "**the movable zodiac**" and the indians take into account "**the fixed zodiac**". the difference between them is 23 degrees 20 minutes today in the longitudes of the planets. it is called "**precession**". the calculation of the longitudes of the planets according to the **movable zodiac** is called "**sayana system**" and the calculation of the longitudes of the planets according to the **fixed zodiac** is called "**nirayana system**". I believe in the western i.e. sayana system, i.e. the longitudes of the planets given in "**raphael's ephemeris of the year**" because they have given me good satisfaction and very good results in predicting changes in prices. i have to request you to adopt the sayana system and respectfully reject the nirayana system.

throughout this book the longitudes of the planets according to sayana system, are taken.

test questions

- q. 1. in how many years does the zodiac move backwards by one degree?

q. 2. what is the difference between the longitudes of the planets today as calculated according to movable and fixed zodiacs?

q. 3. according to which system are longitudes of the planets given in raphael's ephemeris of the year?

lesson vi

raphael's ephemeris & its practical uses

note: for the first time the word "aspect" is used. it is likely to puzzle you at this stage. it means "distance between two planets". full explanation will be given, along with diagrams, of the aspects in part iii of the book.

1. every one should have raphael's ephemeris of the year. it is an absolutely essential book without which you cannot do. it is available for sale at the shops of all leading booksellers throughout the world. [editor's note: computer software are used for this nowadays.]

2. raphael's ephemeris of the year contains longitudes of the planets in the zodiacal signs from day to day for the whole a.d. year according to sayana system. by inserting the longitude of the planets properly in the horoscope, you will know which aspects planets form among themselves.

3. i am telling you in brief the important features of the ephemeris. they are:

(1) two pages are allotted to each month.

(2) the pages are divided into columns:

(a) day of the month

(b) day of the week

(c) sidereal time

(d) longitude and declination of the sun

(e) longitude and declination of the moon

(f) longitude of neptune, saturn, jupiter, mars, venus and mercury

(g) lunar aspects i.e. the aspects of the moon with other planets

(h) In the upper portion of the pages are given latitudes and declinations of each planet. for the purpose of this book, you are requested to pay attention to declinations because they form parallel aspect

(i) in the last but one column is given the moon's node. it is the longitude of rahu. by knowing the longitude of rahu, we can immediately know the longitude of ketu. the longitude of ketu is exactly in the opposite zodiacal sign having the same longitudinal degree as that of rahu because rahu and ketu are always 180 degrees apart.

(j) in the last pages is given "complete aspectarian" of each day of the year for greenwich noon time. every country has its own standard time. in india the standard time is 5 ½ hours in advance of greenwich time. if you add 5 ½ hours to the time given in the "complete aspectarian" in raphael's ephemeris, you get the same planetary aspects in india according to indian standard time. i take an example to illustrate the point. on 28th february in 1940 in the complete aspectarian columns, the planets formed the following aspects.

moon [♌] parallel [P] mars [♈] 8-9 a.m. greenwich time.

moon [♌] opposition [♂] uranus [♅] 11-34 a.m. greenwich time.

moon [♌] sextile [*] neptune [♆] 10-18 p.m. greenwich time.

if you add 5 hours 30 minutes to the above time, you get:

moon parallel mars

8-9 a.m. + 5h-30m = 1-39 p.m. i.s.t.

moon opposition uranus

11-34 a.m. + 5h-30m = 5-4 p.m. i.s.t.

moon sextile neptune

10-18 p.m. + 5h-30m = 3-48 a.m. i.s.t. on 29th february 1940.

n.b. i have tried to explain to you the contents of raphael's ephemeris. but if you have not followed them well, you are requested to take the help of any local astrologer who should teach you how to insert the longitudes of the planets in the horoscope of each day and teach you also the usefulness of the ephemeris.

test questions

- q. 1. what does raphael's ephemeris contain?
- q. 2. according to which system are the longitudes of the planets given in raphael's ephemeris?
- q. 3. from which column will you find rahu's longitude?
- q. 4. how will you determine the longitude of ketu?
- q. 5. what does "complete aspectarian" column show?
- q. 6. how will you convert greenwich time into the standard time of your own country?

part iii

principles of commercial or financial astrology

(western astrology)

note: you are requested to read, study and grasp each word with care. no effort should be spared to master each word in the book. then and then alone you will be able to reach solomon's mines of gold and riches.

lesson vii

effects according to western and indian astrology

aspect: by the word 'aspect' is meant a certain angular distance between two planets.

names of aspects according to western astrology

1) **conjunction** (\circ): two planets are said to be in 'conjunction' when they occupy the same degree of longitude in the same zodiacal sign. when mars is 23 degrees taurus and saturn is 23 degrees taurus they are said to make a "**conjunction**".

(2) **parallel** (\parallel): the parallel occurs when two planets occupy the same degree of declination when both are north or south or one is north and the other is south. it is a very sensitive point.

(3) **semi-sextile** (30 degrees): it represents the distance of 30 degrees between two planets.

(4) **semi-square** (\angle): when the distance between two planets is 45 degrees, they are said to be semi-square to each other.

(5) **sextile** (\ast): it represents the distance of 60 degrees between two planets.

(6) **square** (\square): when two planets make an angle of 90 degrees, one is said to be "square to another."

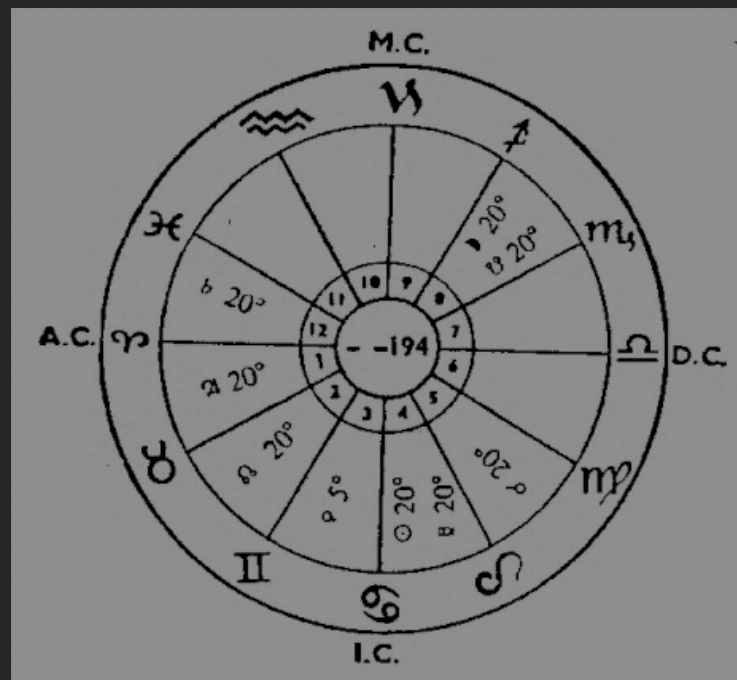
(7) **trine** (\triangle): when the distance between two planets is 120 degrees, they are said to be in "trine" aspect to each other.

(8) quincunx (210 degrees): it represents the distance of 210 degrees between two planets in anti-clockwise direction.

(9) opposition (σ°): when two planets are exactly 180 degrees apart i.e. when they are exactly in the opposite zodiacal sign in the same degree, they are said to be in "opposition".

(look at the diagram on page 44 [below] and you will find in it all 16 exact aspects mentioned below.)

- | | |
|------------------------------------------------------|----------------------------------------------|
| (1) $\odot \triangle \odot 120^\circ$ G ¹ | (2) $\odot \sigma^\circ \odot$ same degree D |
| (3) $\odot \angle \odot 45^\circ$ B | (4) $\odot \square \odot 90^\circ$ B |
| (5) $\odot \triangle \odot 120^\circ$ G | (6) $\odot * \odot 60^\circ$ G |
| (7) $\odot \triangle \odot 120^\circ$ G | (8) $\odot \square \odot 90^\circ$ B |
| (9) $\odot \triangle \odot 120^\circ$ G | (10) $\odot \square \odot 90^\circ$ B |
| (11) $\odot \triangle \odot 120^\circ$ G | (12) $\odot \angle \odot 45^\circ$ B |
| (13) $\odot \sigma^\circ \odot 150^\circ$ B | (14) $\odot \square \odot 90^\circ$ B |
| (15) $\odot * \odot 60^\circ$ G | (16) $\odot \triangle \odot 120^\circ$ G |



observations on the aspects

(1) of the aspects, conjunction and opposition aspects are the most important aspects affecting prices of shares and commodities.

(2) next to conjunction and opposition aspects are parallel, sextile, square and trine aspects producing changes in prices of shares and commodities.

(3) parallel aspect between ponderous planets like jupiter, saturn, uranus and neptune lasts for a very long time and even for months together.

(4) parallel aspects generally occur when the planets are either in opposition to each other or in conjunction with each other.

(5) the semi-square and quincunx aspects are minor aspects and produce both way changes in prices.

¹ G – good; B – bad; D – doubtful; b – slightly bad.

(6) venus and the sun are never more than 48 degrees away from each other. therefore the main aspects between the sun and venus are: (1) conjunction and (2) semi-square. the semi-square aspect between venus and the sun lasts for a very long time and produces good changes in prices of shares and all commodities.

aspects according to indian astrology

(1) planets in the same zodiacal sign, are said to be in "conjunction" i.e. mars 10 degrees in aries and jupiter 25 degrees in aries are said to be in conjunction in aries. the effect on changes in prices of shares and commodities is more pronounced as they come close in the same longitudinal degree.

(2) all planets aspect the 7th house from themselves e.g. the moon in the 2nd house aspects the 8th house; mercury in the 4th house aspects the 10th house. this is the opposition aspect. the effect on changes in prices of shares and commodities is very great when they come close in the longitudinal degree of the opposition.

(3) jupiter aspects "the 5th and the 9th house besides the 7th house from itself. the aspect of jupiter to the 5th and the 9th house from itself is the trine aspect, i.e. jupiter in cancer aspects scorpio which is the 5th house from itself and the 9th house pisces. therefore jupiter, in cancer, will aspect all planets in scorpio and pisces. the aspect to the 7th house is the opposition aspect. the effect on changes in prices of commodities and shares is great when the aspect is close in the longitudinal degree. **the trine aspect of jupiter is the only dependable trine aspect producing great changes in prices of shares and all commodities.** the trine aspects between the other planets should not be paid much attention to.

(4) saturn aspects powerfully the 3rd house and the 10th house besides the 7th house from itself, i.e. saturn, in aquarius, will aspect the 3rd house aries; the 7th house leo; and the 10th house scorpio. its aspect to the 3rd house is the sextile aspect; its aspect to the 7th house is the opposition aspect; its aspect to the 10th house is the square aspect. the effects on changes in prices of shares and all commodities is great when the aspect is close in the longitudinal degree. **this sextile and square aspect of saturn produce great changes in prices of commodities and shares.**

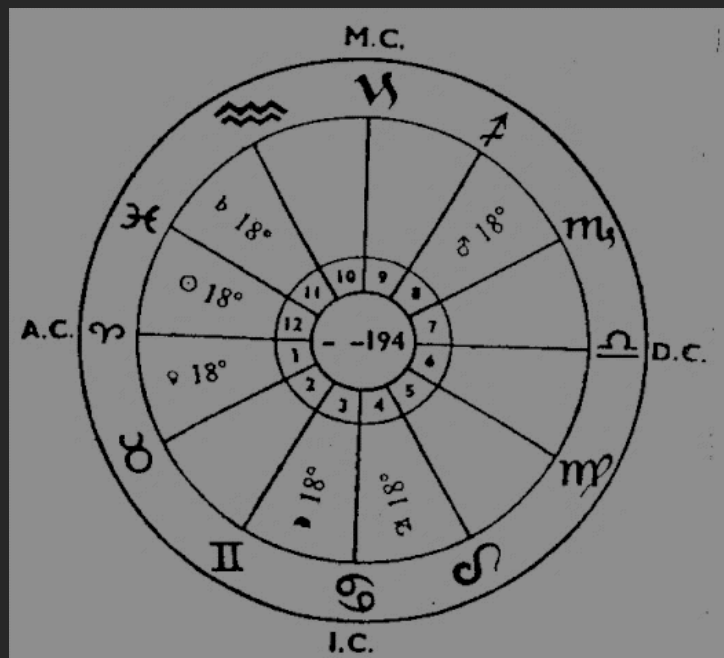
(5) mars aspects powerfully the 4th and the 8th besides the 7th house from itself, i.e. mars in scorpio aspects the 4th house aquarius, the 7th house taurus and the 8th house gemini. its aspect to the 4th house is the square aspect, its aspect to the 7th house is the opposition aspect, and its aspect to the 8th house is the quincunx aspect in anti-clockwise direction. the aspect [effect] on changes in prices of shares and commodities is great when the aspect is close in longitudinal degree. **this square aspect of mars produces great changes in prices of all commodities and shares.**

(6) the other planets the sun, the moon, mercury and venus aspect only the 7th house from themselves. it is the "opposition" aspect. the effect is great when they come close in the longitudinal degree.

observations on aspects according to indian astrology

1. the consideration of aspects, according to indian astrology, should be given special attention to.
2. the opposition aspect and the conjunction aspect is the same according to indian as well as western astrology.
3. saturn's aspect to the 3rd house is the sextile aspect. **this sextile aspect of saturn produces great changes in prices of shares and commodities and therefore should be given special attention to. the other sextile aspects between the other planets are of little importance.**
4. mars' aspect to the 4th house from itself and saturn's aspect to the 10th house from itself are the only square aspects which produce very great changes in prices of commodities and shares. they are two most dependable square aspects. the square aspects between the other planets do produce changes in prices, but to a very little extent.
5. when mars comes in the 10th house from saturn, it aspects its 4th house in which saturn is and saturn aspects the 10th house in which mars is. **this mutual square aspect of mars to saturn and saturn's square**

special note: i have repeated the same things about aspects over and over again on purpose - that you should study them very well. without them it is not possible to understand what follows in the book.



1	$\sigma \square \tau$	90°	4 th	from	σ	B
2	σ quincunx τ	150°	8 th	from	σ	B
3	$2 \triangle \sigma$	120°	5 th	from	2	G
4	$2 \triangle \tau$	120°	5 th	from	2	G

5	♂♀	60°	3 rd	from	♂	G
6	♂☐♂	90°	10 th	from	♂	B
7	♂☐♂ & ♀☐♂	mutual square aspect				B

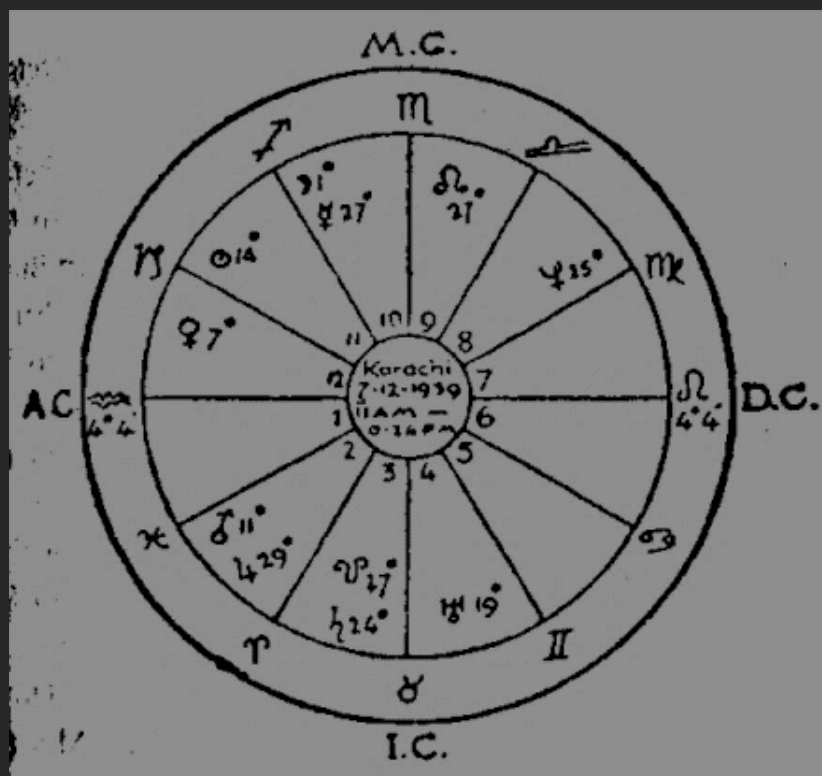
name of aspect**nature of the aspect**

1. opposition: not good. depending on the zodiacal sign.
2. quincunx: fairly good.
3. trine: good. of jupiter very good.
4. square: bad. of mars and saturn very bad.
5. sextile: good. of saturn in anti-clockwise direction very good.
6. semi-square: fairly bad. between sun & venus bad.
7. conjunction: very doubtful. depending on the zodiacal sign.

test questions

q. 1. look into the diagram on page 53 [below]. tell me all aspects which planets form with each other according to western astrology?

q. 2. look into the diagram and tell me which aspects are formed by the planets with each other according to indian astrology?



- q. 3. which two great aspects of all planets produce great effect on prices?
- q. 4. which aspects between (1) the sun and venus and (2) mars and saturn produce great effect on prices?
- q. 5. square aspects of which planets produce great effect on changes in prices?
- q. 6. sextile aspect of which planet produces great changes in prices?
- q. 7. trine aspect of which planet produces good changes in prices?

lesson viii

explanation of the terms

(1) orb (2) "applying to" (3) "separating from" (4) "combust" (5) "rising"

orb: orb is the sphere of the influence between two planets to cause changes in prices. orb is different with different aspects of the planets. if the aspect is powerful, the orb is greater.

following are the orbs of different aspects between planets in general:

(1) for conjunction and opposition aspects between all planets, the orb should be of 4 to [6?] degrees on either side of the exact aspect. but regarding the conjunction and opposition between sun and moon, the orb should be 7 to [?] degrees on either [side] of the exact aspect, e.g. sun in leo 22 degrees, moon is faster in motion than the sun. when moon reaches 15th degree in leo, it is heading for the conjunction with the sun. the orb of influence is upto 7 to [?] degrees on either side of the sun. regarding the square aspect between sun and moon, the orb should be about 3 degrees. between sun, moon and other planets the orb, in case of the square aspect, is about 3 degrees only.

regarding trine aspect between different planets except the trine aspect of jupiter, the orb of 2 degrees should be taken. regarding the trine aspect of jupiter, the orb should be of 6 degrees on either side of the exact aspect.

regarding sextile aspect between different planets, except of saturn aspecting the 3rd house, the orb should be 1 degree only. but as regards the sextile aspect of saturn, aspecting the 3rd house, e.g. saturn in pisces and venus in taurus, the orb should be at least 5 degrees on either side of the exact aspect.

regarding semi-square aspect between all planets except between sun and venus, the orb should be 1 degree. between sun and venus, the orb should be 3 degrees.

special square aspect of mars and saturn

mars aspects the 4th house from itself very powerfully. therefore any planet, which is in the 4th house from mars, is powerfully aspected by mars, e.g. mars in leo 10 degrees and moon in scorpio 10 degrees. in this case the orb to be taken should be at least 6 degrees. but when any planet forms square aspect with mars in the clockwise direction, e.g. sun 20 degrees in taurus and mars 20 degrees in leo, it is not the powerful square aspect of mars. therefore the orb should be only 2 degrees. mars aspects the 8th house from itself very powerfully, e.g. mars in leo 5 degrees and venus in pisces 5 degrees. mars aspects venus powerfully. this is quincunx (150 degrees) aspect between mars and venus in clockwise direction. the quincunx aspect between other planets is not important at all.

saturn aspects the 10th house from itself very powerfully, e.g. saturn in aquarius 10 degrees and mercury in scorpio 10 degrees. this is the very powerful square aspect of saturn. therefore the orb should be of 6 degrees from either side of the exact aspect. when any planet is in anti-clockwise direction of saturn and makes square aspect with it, e.g. saturn in aquarius 10 degrees and moon in taurus 10 degrees, it is not the powerful aspect of saturn, therefore the orb should be 2 degrees on either side of the aspect.

special sextile aspect of saturn

saturn aspects the 3rd house very powerfully from itself, e.g. saturn 15 degrees in aquarius and sun 15 degrees in aries. this is the powerful sextile aspect of saturn. therefore the orb should be 5 to 6 degrees from either side of the aspect. when saturn makes sextile aspect with another planet in the clockwise direction, e.g. saturn in aquarius 10 degrees and moon in sagittarius 10 degrees, it is not the powerful sextile aspect of saturn. therefore the orb should be 1 degree.

mutual square aspect between mars and saturn

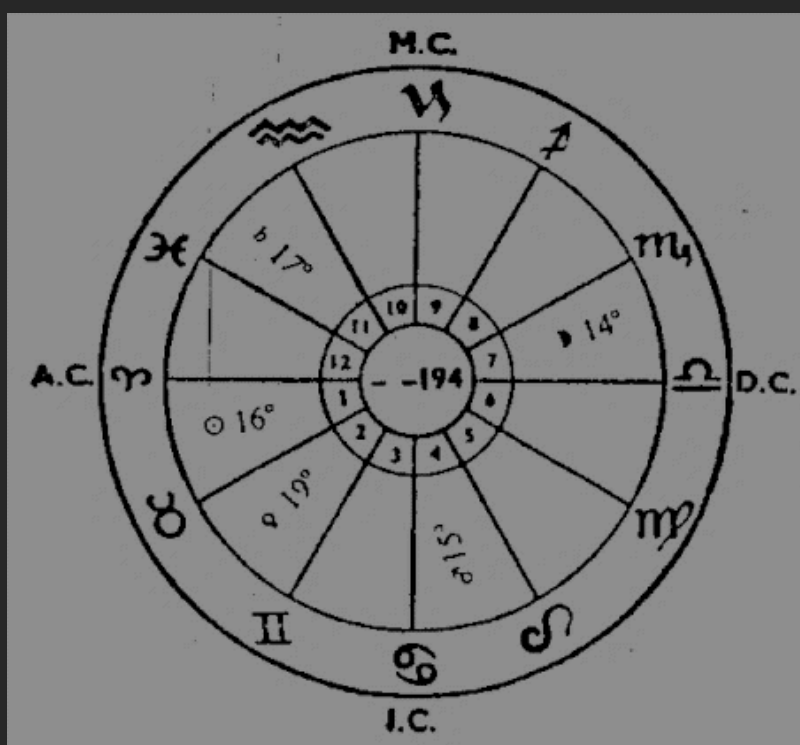
when mars is in libra 10 degrees and saturn is in capricorn 10 degrees, there is a mutual square aspect between mars and saturn, i.e. mars is aspecting saturn very powerfully and saturn is aspecting mars very

powerfully. this is a very strong mutual square aspect between mars and saturn, producing immense changes in prices of shares and all commodities. the orb should be 6 degrees on either side of the exact aspect.

"applying to" and "separating from"

the daily motion of planets is different. some are faster than the others. moon is the fastest of all planets. sun, venus, mercury are faster than mars. mars is faster than jupiter and saturn. therefore before any exact aspect is formed, the faster planet overtakes the slower planet, e.g. moon in taurus 15 degrees and sun in leo 20 degrees. the number of degrees between these two planets is 95. for every 2 hours moon gains 1 degree over sun. it means that moon will reach the exact square aspect 90 degrees after about 10 or 11 hours. then it will go on the right hand side of the exact aspect. in this case when moon is in clockwise direction of the exact square aspect, then we say the moon is "applying to" square aspect by 5 degrees. when moon makes exact square aspect and goes in the anti-clockwise direction of the exact aspect, we say that the aspect is "separating from".

look at the diagram below and you will understand in full by the words "applying to" and "separating from" the aspect.



planets "applying (app) to" and "separating (sep) from" exact aspect.

A = applying to S = separating from

- | | | | |
|--------------------|-------|-------------|-------|
| (1) ☉ * ☿ | 1° A. | (2) ☿ ☽ ☉ | 2° A. |
| (3) ☉ ☐ ☿ | 1° S. | (4) ☿ ☐ ☿ | 3° A. |
| (5) ☿ ☐ ☿ | 1° A. | (6) ♀ * ☿ ☿ | 2° S. |
| (7) ☿ ☿ quincunx ☿ | A. | (8) ♀ ☐ ☿ | 2° S. |

setting and rising

when the planet comes within the rays of the sun, it is not seen with the naked eye, then we say that the planet is "**combust**" or "**setting**" or "**asat**". when the planet has set, i.e. is combust or "asat" for some days, it will not be seen with the naked eye. after a few days it will be seen with the naked eye. then we say the planet has "**risen**" or is "**udaya**".

the sun lives for one month in each zodiacal sign. when he comes nearer to any planet, the planet becomes combust, i.e. sets. all planets do not set at equal distances but set at different distances from the sun. the following are the different degrees of setting and rising of different planets:

(a) moon becomes combust at 12 degrees on either side of the sun, i.e. from 12 degree "applying to" and 12 degrees "separating from" the sun.

(b) when mercury is direct, it becomes combust upto 13 degrees from both sides of the sun, e.g. mercury in taurus 10 degrees and sun in taurus 23 degrees. when mercury goes ahead of the sun by 13 degrees, it rises, i.e. is free of combustion, i.e. can be seen with the naked eye. when mercury retrogrades, it becomes combust and rises at 12 degrees from the sun.

(c) venus sets and rises at the distance of 8 degrees from the sun. mars sets and rises at the distance of 17 degrees from the sun. jupiter sets and rises at 11 degrees and saturn sets and rises at 15 degrees from the sun.

the setting and rising of the planets influence the changes in prices of shares, cotton, oil seeds etc. greatly. they will be explained later on in the book.

test questions

q. q. what orb should be taken in the following aspects?

(a) sun square jupiter

(b) moon opposition venus

(c) sun semi-square venus

(d) jupiter trine mars

(e) moon sextile mars.

q. 2. what do you understand by the phrases "applying to" and "separating from"?

q. 3. tell me what aspects are formed in the following cases and by how many degrees each applies to or separates from:

(1) moon in taurus 15° and jupiter in leo 18°?

(2) venus in gemini 16° and mars in libra 19°?

(3) sun in aries 10° and saturn in libra 8°?

q. 4. at what distances from the sun do the following planets set and rise?

(a) mercury when direct, (b) jupiter, (c) saturn, (d) moon, (e) mars.

lesson ix

different classifications of zodiacal signs

n.b. you are requested to study this lesson with very great care because it is the most important lesson in financial or commercial astrology.

1st classification

1. aries, leo, sagittarius are **fiery signs**.

2. taurus, virgo, capricorn are **earthy signs**.

3. gemini, libra, aquarius are **airy signs**.

4. cancer, scorpio, pisces are **watery signs**.

observations on the 1st classification

- (a) in fiery signs, changes in prices of commodities are quick.
- (b) in earthy signs, changes in prices of commodities are slow.
- (c) in airy signs, sudden and unexpected changes in prices of commodities take place.
- (d) in watery signs, changes in prices of commodities are steady.

2nd classification

- 1. aries, cancer, libra and capricorn are **movable signs**.
- 2. taurus, leo, scorpio, aquarius are **fixed signs**.
- 3. gemini, virgo, sagittarius, pisces are **common signs**.

observations on the 2nd classification

- (a) in movable signs, changes in prices of commodities are very quick.
- (b) in fixed signs, changes in prices of commodities are slow but in one direction.
- (c) in common signs, changes in prices of commodities are very slow.

3rd classification

- 1. taurus, cancer, scorpio, sagittarius & pisces are **fruitful** or **bullish** or **teji signs**.
- 2. aries, gemini, leo, libra and aquarius are **barren** or **bearish** or **mandi signs**.
- 3. virgo and capricorn are **neither fruitful nor barren signs** but **moderate signs**.

to sum up:

1. aries is a fiery, movable and barren, i.e. bearish or mandi sign. therefore it is the most dependable bearish or mandi zodiacal sign showing very quick fall in prices of shares and commodities.

2. taurus is an earthy, fixed and fruitful, i.e. bullish or teji sign. therefore it shows slow rise in prices of shares and commodities.

3. gemini is an airy, common and barren, i.e. bearish or mandi sign. therefore sudden fall in prices at times is a strong probability. because it is a double-bodied sign also, therefore sudden rises in prices, for short periods, are also probable.

4. cancer is a watery, movable and fruitful, i.e. bullish or teji sign. therefore it is the most dependable bullish or teji zodiacal sign showing quick rise in prices of shares and commodities.

5. leo is a fiery, fixed-and barren, i.e. bearish or mandi sign. therefore it is a good bearish or mandi zodiacal sign, showing quick fall in prices of shares etc.

6. virgo is an earthy, common and neither bullish nor bearish sign. therefore it does not show great changes in prices.

7. libra is an airy, movable and barren, i.e. bearish or mandi sign. therefore sudden quick falls in prices of commodities are probable. if there is sudden rise in prices, then it will be followed by fall.

3. scorpio is a watery, fixed and fruitful, i.e. bullish or teji sign. it indicates slow rise in the

[? pages 64 & 65 missing]

mercury: mercury is the nearest planet to the sun. at no time is it more than 26 degrees away from the sun. when it is combust, it is malefic in nature and when it is not combust, it is benefic in nature. its average motion is about 1 ¼ degree a day. it retrogrades three times a year. when its motion is slow, its effect on changes in prices is great. it rules oil seeds, wheat, grains, food stuffs and commerce in general.

venus: venus is the goddess of love and beauty. it is benefic in nature. at no time is venus away from the sun for more than 48 degrees. its average motion is 1 degree 5 minutes a day. it lives for nearly one month

in each zodiacal sign. it rules cotton, jute and its products, textile and sugar prices according to indian as well as western astrologers.

mars: mars is the god of war and strife. it is malefic in nature. its average motion is 40 minutes a day. it lives in each sign for a month and a half. when it retrogrades, it lives for 220 days in that zodiacal sign. it rules iron, hardware, steel and machinery. it also rules gold.

jupiter: jupiter is the planet of plenty, expansion and general prosperity. it is benefic in nature. its average motion is 10 minutes a day. it lives for one year in each zodiacal sign. it rules tin, rubber and silver.

saturn: saturn reigns over poverty, misfortunes and death. it is malefic in nature. its average motion is 5 to 6 minutes a day. it lives for 2 ½ years in each zodiacal sign. it brings about famines. it rules coal, lead, cement & copper.

uranus or herschel: it is a planet associated with abrupt changes and wild fluctuations in prices. it is malefic in nature. it lives for 6 years in each zodiacal sign. it rules electric goods and aeroplanes.

neptune: neptune rules intrigues, plots and syndicates of bulls and bears in the market. it lives for 14 years in each zodiacal sign. it is malefic in nature. it rules tea and raw cotton.

rahu (moon's north node) & **ketu** (moon's south node): they are very powerful planets in producing changes in prices of all things. they are malefic in nature. they do not rule any particular commodity. they live for 18 months in each zodiacal sign.

test questions

- q. 1. which planets rule the following commodities?
(1) rubber, (2) gold, (3) silver, (4) cotton, (5) coal, (6) textile, (7) iron & steel, (8) tin
- q. 2. which planets are benefic and malefic in nature?
- q. 3. which planet governs commerce in general?
- q. 4. how long do mars, jupiter and saturn live in each zodiacal sign?
- q. 5. when mars retrogrades, for how many days does it live in that zodiacal sign?
- q. 6. which planet is nearest to the sun and for how many times does it retrogrades in each year?

lesson xi

commodities & countries ruled by each zodiacal sign

aries: rules iron, steel and machinery. it rules japan, germany, berlin and nepal.

taurus: rules money matters and worldly possessions. it governs prices of cotton, jute, textiles and share values on the stock exchanges. it rules italy, persia, asia minor, ireland and european russia.

gemini: rules railways, publications and paper. it rules belgium, united states of america, canada, egypt, london and san francisco.

cancer: rules silver, tea and landed property. it rules china, new york, tunis and venice.

leo: rules gold, government stock and speculation. it rules france, italy, bombay, bristol, chicago and rome.

virgo: rules labour conditions and cotton production. it rules turkey, west indies, boston, los angles and paris.

libra: rules wheat, rice, grains and food stuffs in general. it rules japan, burma & indo-china.

scorpio: rules chemicals and all kinds of oil seeds and fats. it rules norway, sweden, liverpool and washington.

sagittarius: rules sea traffic, foreign bonds & insurance. it rules australia, spain, arabia, calcutta and peking.

capricorn: rules coal and copper. it rules india, pakistan, afghanistan, oxford, and tokyo.

aquarius: rules electric goods. it rules abyssinia, persia and asiatic russia.

pisces: rules fishes and breweries. it rules ceylon, portugal and south africa.

test questions

q. 1. which zodiacal sign rules?

(a) iron and steel, (b) cotton, (c) food stuffs in general, (d) oil seeds and fats, (e) india, (f) england, (g) united states of america, (h) australia, (i) japan, (j) ceylon.

q. 2. which commodities are ruled by?

(1) cancer, (2) taurus, (3) aries, (4) scorpio, (5) libra, (6) capricorn.

lesson xii

planets showing short periods of bullishness (teji) & bearishness (mandi)

1. planets, having fast motion, indicate short periods of bullishness or bearishness. the moon lives for 2 ¼ days, the sun for one month, mercury for about 3 weeks and venus for about one month in each zodiacal sign. the aspects, formed by these planets with the other planets, are for short duration only.

2. because the moon is the fastest planet, therefore daily fluctuations in prices are mainly determined by the moon.

n.b. when mercury and venus become retrograde (vakri), they live for nearly two months in that zodiacal sign. when their motion is slow, their effect on changes in prices of shares and commodities including bullion is great. when their motion is fast, the effect on changes in prices is not great.

test questions

q. 1. how long does the moon live in each zodiacal sign?

q. 2. how long does the sun live in each zodiacal sign?

q. 3. what is the probable average duration of mercury and venus in each zodiacal sign?

q. 4. when do mercury and venus produce great changes in prices?

q. 5. which planet influences daily fluctuations in prices?

lesson xiii

planets showing long periods of bullishness (teji) & bearishness (mandi)

1. you know that jupiter lives for one year, rahu for one year and a half, saturn for two and a half years and uranus (herschel) for seven years in each zodiacal sign.

2. the daily motion of these planets is very slow, therefore they are known as ponderous or heavy planets.

3. these planets indicate long periods of bullishness and bearishness in prices of shares and commodities including bullion. of these planets, jupiter and saturn are the most important planets affecting prices of all commodities.

4. the aspects formed by these planets among themselves last for a long time because their motion is very slow. *they form the same important aspects of conjunction, square, trine and opposition for three times: (1) for the first time when they are direct in motion, (2) for the second time when they are retrograde, and (3) for the third time when they are again direct in motion.*

5. when their aspects will cause good rise or good fall in prices will be explained in full detail in part iv of the book.

test questions

- q. 1. how long does jupiter live in each zodiacal sign?
- q. 2. how long does saturn live in each zodiacal sign?
- q. 3. why do jupiter and saturn show long range changes in prices?
- q. 4. for how many times do these ponderous planets form important aspects among themselves and when?

lesson xiv

zodiacal signs showing bullishness (teji) & bearishness (mandi)

1. i request you to read carefully and digest the contents treated in previous pages of the book. once again for your convenience, i repeat it in a nutshell.

- 2. (1) aries is a strong bearish (mandi) sign.
- (2) taurus is a bullish (teji) sign, but rise in prices is slow and halting.
- (3) gemini is a bearish sign on the whole. because it is an upsetting sign, therefore at times sudden rises in prices, for short duration, are very probable also.
- (4) cancer is a strong bullish (teji) sign.
- (5) leo is a strong bearish (mandi) sign.
- (6) virgo is neither bullish nor bearish sign, therefore changes in prices are few and narrow.
- (7) libra is a bearish sign. but because it is an airy sign also, therefore sudden rises in prices, for short periods, are also probable.
- (8) scorpio is a bullish (teji) sign, but the rise in prices is slow.
- (9) sagittarius is a bullish sign. but because it is an upsetting sign also, therefore sudden falls in prices, for short durations, are also probable.
- (10) capricorn is neither bullish nor bearish sign. but because it is a movable sign, therefore quick changes in prices in both ways are probable.
- (11) aquarius is a bearish sign. but because it is an airy sign also, therefore sudden rises, for short periods, are also probable.
- (12) pisces is a bullish sign, but the rise in prices is slow and steady.

test questions

- q. 1. which zodiacal signs are strong bullish signs?
- q. 2. which zodiacal signs are strong bearish signs?
- q. 3. which zodiacal signs show slow and steady rise in prices?
- q. 4. which are upsetting zodiacal signs?
- q. 5. what do libra and aquarius zodiacal signs indicate?

lesson xv

general observations

1. daily speculation is ruinous.
2. you should speculate when the planetary positions of ponderous planets specially jupiter & saturn indicate long bullish and bearish periods. those long periods of rise and fall in prices should enable you to pursue one line of business either bullish or bearish and make tons of money.
3. for short periods of gains and losses in speculation, you have to look into the positions of the moon, the sun, mercury, venus and mars in various zodiacal signs.
4. sometimes some planets are in bullish zodiacal signs and some planets are in bearish zodiacal signs. during those periods, one should expect narrow fluctuations in prices of commodities and shares both ways.
5. always look into the zodiacal signs in which jupiter and saturn are living. if jupiter is in bullish sign and saturn is in bearish sign, then when the sun, mercury, venus and mars or the majority of these planets are in bullish sign, prices of commodities and shares rise; but if the majority of these planets are in bearish signs, prices of commodities and shares fall. the effect becomes marked if the moon is in bullish or bearish sign.
6. if jupiter is in bearish zodiacal sign and saturn is in bullish sign, then when the sun, mercury, venus and mars or the majority of them are in bullish signs, prices of commodities & shares rise; but if they or the majority of them are in bearish signs, prices of commodities and shares fall. the effect becomes great when the moon helps them.
7. if both jupiter and saturn are in bullish (teji) signs, a long bullish period in prices of all commodities and shares is indicated. during that year when the moon, the sun, mercury, venus and mars or the majority of them are in bullish (teji) signs, the rise in prices of commodities and shares is fast. when the moon, the sun, mercury, venus and mars or the majority of them are in bearish (mandi) signs, the prices of commodities and shares will be either steady or there will be small rise in prices. during that year the moon's position in zodiacal signs, from day to day, will be greatly influential in causing good rise in prices on these days.
8. if both jupiter and saturn are in bearish zodiacal signs, they indicate a long bearish period in prices of commodities and shares. the fall in prices of commodities and shares is quickened when the moon, the sun, mercury, venus and mars or the majority of them are in bearish (mandi) signs. during that year, the moon's positions in bearish zodiacal signs, from day to day, will be greatly influential in causing good fall in prices on those days.
9. mars plays an important role in causing great changes in prices of commodities and shares. when mars helps jupiter or saturn by its passage in various zodiacal signs, the rise and fall in prices of commodities and shares is great. when mars retrogrades, it lives for nearly 220 days in that zodiacal sign. it has very slow motion during that period. during that period its help to jupiter and saturn, in causing great rise or great fall in prices of commodities and shares, is considerable.
10. when mercury and venus retrograde, they live for nearly two months in the same zodiacal sign. during those two months, their motion is slow and their help to jupiter and saturn, in causing rise and fall in prices of commodities and shares, is fairly good.
11. when the majority of planets are in bullish zodiacal signs, prices of commodities and shares rise. when the majority of the planets are in bearish zodiacal signs, prices of commodities and shares fall.
12. it is not only the location of the planets in the bullish or the bearish signs, but the aspects which the planets form are to be considered, to judge the rise and fall in prices. suppose majority of planets are in bullish zodiacal signs, but they form unfavourable aspects like square, opposition etc., with the other planets in succession. the net result will be very little rise in prices of shares and commodities. but if they make favourable aspects like trine, sextile etc., the rise in prices will be continuous. in the same way, if the majority of planets are in bearish signs, but they form favourable aspects with other planets, the fall in prices will be

little; but if the aspects are also unfavourable like square, opposition etc., the fall in prices will be continuous. **so in determining whether the prices should rise or fall, all factors influencing the rise and fall should be noted with care. then and then alone you will arrive at the final conclusions.**

test questions

- q. 1. should you speculate daily?
- q. 2. during which periods should you speculate and mint money?
- q. 3. for short term profit and loss, which planet plays an important part?
- q. 4. when is a long period of bullishness in prices of shares and commodities indicated?
- q. 5. when is the long period of bearishness in prices of shares and commodities indicated?
- q. 6. when does mars play an important role in causing great rise and fall in prices of shares and commodities?
- q. 7. when do mercury and venus play an important part in causing good rise and fall in prices of commodities and shares?

part iv

effects of mutual aspects of planets on prices of commodities

(western astrology)

note: aspects marked with one asterisk mark (*) should give so 60 to 70 percent correct results and those with two asterisk marks (**) should give almost ~~cent~~ 100 percent correct results. you speculate in periods of almost ~~cent~~ 100 percent certainty and make cheap money in speculation.

lesson xvi

effects of the aspects of sun with other planets

the sun and the moon

conjunction (♌) orb 8 degrees. the effect is great when they come within 1 or 2 degrees of each other.

**** in aries:** aries is a bearish or mandi sign. it is also a fiery as well as a movable sign. therefore prices of cotton, shares and commodities fall. if there is a planet opposing them from libra, the fall in prices is pronounced.

*** in taurus:** taurus is a moderately bullish or teji sign. it is also an earthy sign. therefore prices of cotton, shares and all commodities rise slowly. if there is a planet opposing them from scorpio, the rise in prices is greater.

in gemini: gemini is a bearish but double-bodied sign. therefore prices of cotton, shares and other commodities fall. but if there is a planet opposing them from sagittarius, there are big upsets in prices of all commodities including bullion. during those days, it is advised to watch the trends of various markets and act.

**** in cancer:** cancer is a bullish or teji sign. it is also a movable sign. therefore prices of cotton, shares, and all commodities including bullion rise. if there is some planet in capricorn opposing them, the rise in prices is more pronounced with sharp reactions.

*** in leo:** leo is a bearish sign. it is also a fiery sign. therefore prices of cotton, shares and all commodities fail. if there is some planet in aquarius opposing them, the fall in prices is sharp.

in virgo: virgo is neither a bullish nor a bearish sign. therefore prices of all commodities remain steady. but if there is some planet opposing them from pisces, prices rise somewhat.

in libra: libra is a movable sign and is slightly inclined towards bearishness. therefore there is slight fall in prices of cotton, shares and all commodities. but if there is a planet in aries opposing them, fall in prices of cotton, shares and all commodities is sharp and certain. because it is an airy sign also, therefore sudden rise in prices might materialise followed by good sudden fall.

**** in scorpio:** scorpio is a bullish sign on the whole. therefore prices of cotton, shares and all commodities rise. If there is a planet in taurus opposing them, rise in prices of all commodities specially in oil seeds is certain.

in sagittarius: sagittarius is a bullish sign. it is also a fiery as well as a double-bodied sign, therefore prices of cotton, shares and all commodities rise. but if there is some planet in gemini, great upsets in prices of all commodities including bullion are very likely, because both the signs gemini as well as sagittarius are double-bodied zodiacal signs. therefore it is strongly advised to sense the trend of the markets and operate.

in capricorn: capricorn is a movable sign. therefore you should expect great activity in all markets with tendency uncertain. but if there is a planet in cancer opposing them, prices of all commodities including bullion rise handsomely.

in aquarius: aquarius is a bearish sign. therefore prices of cotton, shares and all commodities except bullion fall. if there is some planet in leo opposing them, the fall in prices of cotton, shares and all commodities is quick and certain. because it is also an airy sign therefore sudden temporary rise is not ruled out.

**** in pisces:** pisces is a bullish sign. therefore prices of cotton, shares and all commodities rise. if there is some planet in virgo, rise in prices is certain.

parallel: (P)

(a) some rise in prices of cotton and other commodities.

(b) some fall in prices of bullion.

square (90°) orb 3 degrees and

semi-square (45°) orb 1 degree.

(a) prices of cotton, shares and other commodities remain tense and uncertain for sometime and then fall somewhat.

(b) rise in prices of bullion for two or three hours before the exact aspect takes place. when the sun and the moon run in the same degree of the aspect, the bullion market feels shaky and begins to fall suddenly.

trine (120°) orb 3 degrees.

(a) if the trine aspect is formed between (i) pisces, cancer and scorpio, prices of cotton, shares and other commodities except bullion rise; (ii) trine aspect from other signs makes prices of cotton and other commodities steady.

(b) in the case of bullion, two or three hours before the exact trine aspect is formed, prices of gold and silver fall. when the trine aspect is exact and for two hours after that prices of bullion rise and previous loss in prices of gold and silver is made up.

(c) opposition (180°) orb 8 degrees.

****** (a) when the sun is in aries and the moon is in libra and vice-versa, prices of cotton, shares and other commodities except bullion fall.

***** (b) when the sun is in taurus and the moon is in scorpio and vice-versa, prices of cotton, shares and all commodities except bullion rise.

(c) when the sun is in gemini and the moon is in sagittarius and vice-versa, prices of all commodities including bullion experience sudden upsets in values. you have to sense the trend of the market and act.

** (d) when the sun is in cancer and the moon is in capricorn and vice-versa, prices of all things including bullion rise with good reactions.

(e) when the sun is in leo and the moon is in aquarius and vice-versa, prices of cotton, shares and all commodities except bullion fall. in bullion there is likelihood of rise in prices.

* (f) when the sun is in virgo and the moon is in pisces, prices of cotton, shares and all commodities except bullion rise somewhat.

the sun and mercury

conjunction (☿) orb 8 degrees.

note: so long mercury remains combust in any zodiacal sign, you are requested not to do bearish business in oil seeds (castor seeds, ground-nuts, linseed etc.), grains like wheat, rye etc., and even in cotton and bullion.

(a) when mercury is combust in aries, leo, libra and aquarius, the rise in prices is little, because the above zodiacal signs are bearish in nature.

** (b) if mercury is combust in taurus, cancer, virgo, scorpio, sagittarius, capricorn and pisces, the rise in prices of oil seeds and grains is quite good. even prices of cotton rise. if during that period, mercury and sun receive favourable aspects of other planets, the rise in prices is sharp. but if they receive unfavourable aspects, it will affect to some extent the rise in prices of oil seeds and grains, but still the prices should rise somewhat.

when mercury is retrograde (vakri), there will be some rise when it is combust; but the rise will be very limited. *before mercury becomes direct and retrograde, it is slow in motion. during that period the rise and fall in prices of oil seeds, grains etc., is handsome according to favorable or unfavorable aspects respectively.*

the sun and venus

conjunction (♀) orb 6 degrees.

* (a) in aries, leo, libra and aquarius, fall in prices of cotton, shares and other commodities is indicated. the fall becomes more pronounced if mercury is along with venus. if venus happens to retrograde in the above signs, the fall lasts for a fairly long time. if there is a planet opposing them, the fall in prices is certain.

** (b) in taurus, cancer, scorpio, sagittarius and pisces, prices of cotton, shares and other commodities including bullion rise. if mercury is along with sun and venus in the above sign, the rise becomes very pronounced. if venus becomes retrograde in the above signs, the rise in prices lasts for a fairly long time. if there is a planet opposing them from the opposing sign, the rise in prices is quick with good reactions.

(c) in virgo and capricorn, prices are steady. but if there is a planet opposing them from the opposite sign, prices rise.

semi-square (45° ∟) orb 3 degrees.

(a) prices of cotton and shares generally fall.

(b) prices of bullion rise in the applying state.

the sun and mars

conjunction (♂) orb 6 degrees.

* (a) in aries, leo, libra and aquarius prices of cotton, shares and other commodities fall. the fall becomes greater if either there is a planet opposing them from the opposite sign or is along with the sun and mars in the above signs.

** (b) in taurus, cancer, scorpio, sagittarius and pisces, prices of cotton, shares and all other commodities including bullion rise. the rise in prices becomes more pronounced with sharp reactions if there is a planet or planets opposing them from the opposite sign.

(c) in virgo and capricorn, prices of cotton, shares and other commodities rule steady. but if there is a planet or planets opposing the sun and mars from pisces and cancer respectively, prices of all commodities rise with good reactions.

semi-square ($45^\circ \angle$) orb 1 degree.

(a) prices of bullion rise in the applying state. when the semi-square aspect separates, prices of bullion fall.

(b) slight fall in prices of cotton, shares etc.

square ($90^\circ \square$)

* (a) when sun is in the 4th house from mars, i.e. mars taurus 12° and sun leo 12° , it is a very powerful square aspect of mars. the orb of this square aspect should be taken from 6° applying to 6° "separating". during this square aspect, there is good excitement in prices of shares, cotton and all other commodities including bullion. when the square aspect becomes closer, all markets begin to shake and prices of all commodities fall sharply. when the aspect is exact and when it separates, the fall in prices is fast.

(b) when sun is in the clockwise direction of mars and makes square aspect, i.e. sun aries 10° and mars cancer 10° , the orb of 2° only should be taken. it is not an important square aspect of mars. therefore, prices of all commodities should fall somewhat but not much.

trine ($120^\circ \triangle$) orb 2 degrees.

* (a) when the trine aspect is formed between them in cancer, scorpio and pisces, prices of cotton, shares and other commodities rise.

(b) when the trine aspect is formed between them in other zodiacal signs, prices of all commodities remain steady.

(c) when the trine aspect is in the state of applying by 2 degrees, prices of bullion begin to fall.

(d) when the trine aspect is exact and till it is in the "separating" state by 2 degrees, prices of bullion rise.

opposition ($180^\circ \oslash$) orb 6 degrees.

** (a) when the sun is in aries and mars is in libra and vice-versa, prices of cotton, shares and all commodities fall heavily.

* (b) when the sun is in taurus and mars is in scorpio and vice-versa, prices of cotton, shares and all commodities rise with many good reactions. the rise in prices of oil seeds is marked.

(c) when the sun is in gemini and mars in sagittarius and vice-versa, very heavy upsets in prices of all commodities including bullion are very likely. one should sense the trend of all markets and act.

** (d) when the sun is in cancer and mars is in capricorn and vice-versa, prices of cotton, shares and all commodities including bullion rise with good breaks in values at times.

* (e) when the sun is in leo and mars is in aquarius and vice-versa, prices of cotton, shares and all commodities fall.

(f) when the sun is in virgo and mars is in pisces and vice-versa, prices of all commodities rise with many reactions.

(g) when the opposition is in its applying state by 2 or 3 degrees, prices of bullion rise. when the opposition runs in the same degree, i.e. is exact and when it is in "separating" state by 2 or 3 degrees, prices of bullion fall.

the sun and jupiter

conjunction (\oslash) orb 6 degrees.

** (a) in aries, leo, libra and aquarius, prices of cotton, shares and other commodities fall. but if there is a planet opposing them from the opposite sign, fall in prices is pronounced.

** (b) in taurus, cancer, scorpio, sagittarius and pisces, prices of cotton, shares and other commodities rise. but if there is a planet opposing them from the opposite sign, rise in prices is great.

(c) in virgo and capricorn, prices of cotton, shares and other commodities are steady. but if there is a planet opposing them from the opposite sign, prices of cotton, shares and other commodities rise.

(d) in gemini, upsets in prices of cotton, shares etc., are likely but prices lean towards fall. if there is a planet opposing them from sagittarius, upsets in prices of all commodities including bullion are very heavy.

parallel (P)

prices of cotton and other commodities rise.

semi-square (45° ∟) orb 1 degree.

(a) prices of cotton and other commodities fall slightly.

(b) prices of bullion rise. when the aspect separates, prices of bullion fall.

square (90° □) orb 2 degrees.

(a) prices of cotton and other commodities fall.

(b) when the square aspect is in applying state, prices of bullion rise. when the square aspect is exact, the bullion market feels shaky and begins to fall. the fall in values continues when they separate from the exact aspect by 2 degrees.

trine (120° △) orb 6 degrees.

the trine aspect of jupiter is very significant because jupiter aspects the 5th and the 9th house from itself powerfully.

(a) trine aspect of the sun and jupiter between aries, leo and sagittarius makes prices of cotton, shares and other commodities steady.

** (b) trine aspect between cancer, scorpio and pisces indicates a good rise in the prices of cotton, shares and all commodities in general.

(c) when the trine aspect is in the state of applying by 2 degrees, prices of bullion begin to fall. when the aspect runs in the same degree, prices of bullion rise and the rise continues till they are separated from each other by 2 degrees.

opposition (180° ♂) orb 6 degrees.

* (a) when the sun is in aries and jupiter is in libra and vice-versa, prices of cotton, shares and all commodities fall.

* (b) when the sun is in taurus and jupiter is in scorpio, prices of cotton, shares and all commodities rise with good reactions.

(c) when the sun is in gemini and jupiter is in sagittarius and vice-versa, upset and fluctuations in the prices of all commodities including bullion are very likely.

* (d) when the sun is in cancer and jupiter is in capricorn and vice-versa, prices of all commodities rise with some reaction.

* (e) when the sun is in leo and jupiter is in aquarius and vice-versa, prices of all commodities fall.

* (f) when the sun is in virgo and jupiter is in pisces and vice-versa, prices of shares, cotton and all commodities rise.

the sun and saturn**conjunction** (\circ) orb 6 degrees.

** (a) in aries, leo, libra and aquarius prices of cotton, shares and all commodities fall nicely. the fall in prices becomes more pronounced if there is a planet opposing them from the opposite sign.

(b) in taurus, one should sense the trend of prices and act.

* (c) in cancer, scorpio, sagittarius and pisces, prices of cotton, shares and all commodities rise well. in cancer, prices of bullion record good rise.

(d) in virgo and capricorn, prices of all commodities are steady.

parallel (P)

prices of cotton and other commodities fall generally.

sextile (60° *)

(a) when sun is in the clockwise direction of saturn and makes sextile aspect, its orb should be taken as 1° or 2° . if is not an important sextile aspect of saturn. prices generally rule steady.

** (b) when sun is in the anti-clockwise direction of saturn and is in the 3rd house from saturn, i.e. saturn in aquarius 10° and sun in aries 10° , it is a powerful sextile aspect of saturn. in this aspect, the orb of 5° to 6° should be taken. prices of shares, cotton and all other commodities including gold and silver rise somewhat. the example taken above illustrates the sextile aspect of saturn from bearish to bearish zodiacal signs (aquarius and aries). but still the prices should rise somewhat. but if the sextile aspect is formed between bullish (teji) zodiacal signs, i.e. saturn in pisces 10° and [?] in taurus 10° , prices of shares, cotton and other commodities including gold and silver, shoot up nicely. when the aspect is exact degree to degree, there is sudden fall in prices, but the fall is soon made up.

square (90° \square)

(a) when the sun is in the anti-clockwise direction of saturn, e.g. saturn in aquarius 12° and sun in taurus 12° , they make square aspect to each other, but it is not the powerful square aspect of saturn. in this square aspect, orb of 2° should be taken. prices of shares, cotton and all commodities fall somewhat.

(b) saturn aspects the 10th house very powerfully from itself. it is a very powerful square aspect of saturn. in this aspect the sun will be [in] clockwise direction of saturn, i.e. saturn [in] aquarius 15° and sun in scorpio 15° . it being the very powerful square aspect of saturn, the orb of 6° should be taken.

in this square aspect, prices of shares, cotton and all commodities except gold and silver are very much affected and they fall nicely.

when the square aspect is in the state of "applying", prices of bullion begin to rise. when the square aspect is exact, prices of bullion [remain] tense and shaky for some time and then they begin to fall. the fall in prices continues [?] the square aspect separates by 3° to 4° .

trine (120° \triangle) orb 2 degrees.

(a) when the trine aspect is between cancer, scorpio and pisces, prices of cotton, shares and other commodities rise.

(b) when the trine aspect is between other signs, prices of all commodities remain steady.

(c) when the trine aspect is in the applying state by 2 degrees, prices of bullion fall. when the trine aspect is exact and is in "separating" state, prices of bullion rise.

opposition (180° \oslash) orb 6 degrees.

** (a) when the sun is in aries and saturn is in libra and vice-versa, prices of cotton, shares and all commodities record a steep fall during that period.

(b) when the sun is in taurus and saturn is in scorpio and vice-versa, prices of cotton and shares fall somewhat.

(c) when the sun is in gemini and saturn is in sagittarius and vice-versa, great upsets in prices of all commodities including bullion are very likely.

(d) when the sun is in cancer and saturn is in capricorn and vice-versa, prices of all commodities and shares and bullion record a good rise in values. the reactions will be sudden and sharp.

** (e) when the sun is in leo and saturn is in aquarius and vice-versa, prices of cotton and shares fall for the whole month.

(f) when the sun is in virgo and saturn is in pisces and vice-versa, prices of shares and all commodities rise somewhat with good falls.

(g) when the opposition aspect is an applying state by 2 degrees, prices of bullion rise. when the opposition is exact, there is great excitement in the bullion market and the trend of prices becomes uncertain. it then begins to fall and the fall in prices continues till the opposition aspect is separated by 2 degrees.

the sun and uranus

parallel (P)

sudden changes in prices including bullion are certain. you have to sense the trend of the markets and act.

semi-square (45° ∟) orb 1 degree.

prices of shares, cotton and other commodities fall slightly.

square (90° □) orb 2 degrees.

(a) prices of all commodities excluding bullion remain tense and uncertain for some time and then they fall.

(b) when this aspect is in applying state, prices of gold and silver appreciate. when the square aspect is exact and when it separates, prices of all commodities including bullion fall.

trine (120° △) orb 2 degrees.

* (a) prices of cotton, shares and other commodities remain steady and appreciate specially when this aspect proceeds from cancer, scorpio and pisces.

(b) when this aspect is in applying state by 2 degrees, prices of bullion fall. when the aspect is exact and when it separates prices of bullion rise.

opposition (180° ♂) orb 6 degrees.

(a) good fluctuations, in prices of commodities including bullion, take place. at first prices rise suddenly followed by sudden fall.

* (b) from aries to libra and vice-versa, prices of all commodities fall very nicely.

* (c) from taurus to scorpio and vice-versa, prices of shares, cotton etc., and of gold and silver rise suddenly followed by sudden severe fall.

(d) from gemini to sagittarius and vice-versa, many heavy upsets in prices including bullion are very likely.

* (e) from cancer to capricorn and vice-versa, prices of all commodities including bullion shoot up suddenly followed by good sudden fall.

* (f) from leo to aquarius and vice-versa, prices of shares, cotton and all commodities fall nicely on the whole, but with sudden reactions of rise.

(g) from virgo to pisces and vice-versa, prices rise suddenly with good many sudden breaks in values.

the sun and neptune

note: neptune lives for 14 years in each zodiacal sign. it means it will take $14 \times 12 = 168$ years to complete its journey in all 12 zodiacal signs. moreover it has been lately discovered; therefore its effects are not fully determined. therefore i leave aside the consideration of its effects in sagittarius and other zodiacal signs because i have no past record to back my conclusions. I shall treat only its effects in scorpio where it will live till 1971 a.d.

conjunction (♌) orb 6 degrees.

from 1957 to 1971, neptune will transit scorpio. during this period the conjunction of the sun with neptune in scorpio should improve prices of cotton, shares and other commodities except bullion.

semi-square ($45^\circ \angle$) orb 1 degree.

prices of cotton and shares fall.

square ($90^\circ \square$) orb 2 degrees.

prices of cotton, shares and other commodities fall after a slight rise.

trine ($120^\circ \triangle$) orb 2 degrees.

(a) prices of shares, cotton and other commodities rule steady.

(b) when the trine aspect is in applying state by 2 degrees, prices of bullion [fall]. when the trine aspect is exact and when it separates, prices of bullion rise.

opposition (180°♌) orb 6 degrees.

from taurus to scorpio, prices of cotton, shares etc. should rise with good [reactions].

the sun and rahu

note: rahu is a shadowy point [of the] moon. western astrology does not consider it as a planet. but indian astrology considers it as a malefic planet like saturn. it produces very great effect on men and aspects to it produce [?] changes in prices of all commodities. therefor [you] should read what follows with care and [?].

conjunction (♌) orb 6 degrees.

(a) in aries, taurus, gemini, leo [?] and aquarius, prices of cotton, shares and other commodities fall.

** (b) in cancer, scorpio, sagittarius and pisces, prices of all commodities rise with [good] reactions at times.

(c) in virgo and capricorn, prices tend to rule steady.

(d) when the conjunction aspect is in the state of "applying", prices of bullion rise. when the aspect is exact and when it separates, prices of bullion fall.

semi-square ($45^\circ \angle$) orb 1 degree.

prices of cotton etc. fall.

square ($90^\circ \square$) orb 2 to 3 degrees.

(a) there is a slight spurt in prices of cotton and shares and the other commodities, followed by a good fall.

(b) when the square aspect is in applying state, prices of bullion rise. when the aspect is exact and separates, prices of bullion fall.

trine ($120^\circ \triangle$) orb 2 degrees.

(a) prices of cotton, shares and other commodities rule steady and rise somewhat.

(b) when the aspect is in applying state, prices of' bullion fall. when the aspect is exact and separates, prices of bullion fall.

opposition (120° ♌) orb 6 degrees.

(a) from aries to libra and vice-versa, prices of all commodities should fall very nicely.

(b) from taurus to scorpio and vice-versa, prices of shares, cotton and all commodities rise with good reactions.

(c) from gemini to sagittarius and vice-versa, many upsets in prices including bullion are very likely.

* (d) from cancer to capricorn and vice-versa, prices of all commodities including bullion will shoot up followed by good fall.

* (e) from leo to aquarius and vice-versa, prices of shares, cotton and all commodities should fall.

(f) from virgo to pisces and vice-versa, prices should rise with good many breaks in values.

test questions

q. 1. what is the effect on changes in prices of shares and other commodities like cotton etc.?

(a) the conjunction of the sun with the moon in aries.

(b) the conjunction of the sun with the moon in cancer.

(c) the conjunction of the sun with jupiter in cancer.

(d) the conjunction of the sun with jupiter in leo and libra.

(e) the opposition of the sun to mars and saturn from aries to libra.

q. 2. what is the effect on changes in prices of shares, cotton etc., on account of?

(a) the sextile aspect of saturn to the sun when the sun is in the 3rd house from saturn.

(b) the square aspect of mars to the sun when the sun is in the 4th house from mars.

(c) the square aspect of saturn to the sun when the sun is in the 10th house from saturn.

(d) the trine aspect of jupiter to the sun specially when jupiter is either in pisces or in cancer or in scorpio.

q. 3. what is the effect on changes in prices of shares, cotton etc., when the trine aspect between the planets proceeds specially from cancer, scorpio and pisces?

lesson xvii

effects of aspects of moon and remaining planets on prices

the moon and mercury

conjunction (♌) orb 6 degrees.

** (a) in aries, leo, libra and aquarius, prices of cotton and shares fall. the fall becomes more pronounced if there is any planet opposing them.

** (b) in taurus, cancer, scorpio, sagittarius and pisces, prices of shares, cotton and all commodities and bullions rise. the rise is more pronounced if there is a planet opposing them.

(c) in virgo and capricorn, prices of all commodities are steady. prices rise somewhat if there is a planet opposing them.

parallel (P)

prices of all commodities are steady but those of bullion fall somewhat.

semi-square (\angle) orb 1 degree.

prices of cotton, shares and other commodities fall slightly.

square (\square) orb 2 to 3 degrees.

(a) prices of shares, cotton and all commodities including bullion rise somewhat in the applying state.

(b) when the aspect is exact and when it separates, prices of all commodities fall. the result is more pronounced if the square aspect is formed between movable signs, i.e. aries, cancer, libra and capricorn.

trine (\triangle) orb 2 degrees.

* (a) prices of cotton and shares and other commodities rise on the whole. the rise in prices is pronounced if the trine aspect is between cancer, scorpio and pisces.

(b) in the case of bullion, prices fall for about two hours before the trine aspect is exact. when the trine aspect is exact and when it separates, prices of bullion rise for about two hours.

opposition (\circ^o) orb 6 degrees.

in the case of cotton, shares and other commodities, following are the effects:

* (a) when the moon is in aries and mercury is in libra and vice-versa, prices fall.

* (b) when the moon is in taurus and mercury is in scorpio and vice-versa, prices rise well with good reactions.

(c) when the moon is in gemini and mercury is in sagittarius and vice-versa, there are great upsets in values of all commodities.

* (d) when the moon is in cancer and mercury is in capricorn and vice-versa, prices rise well.

* (e) when the moon is in leo and mercury is in aquarius and vice-versa, prices fall.

(f) when the moon is in virgo and mercury is in pisces and vice-versa, prices rise with some reactions.

the moon and venus

conjunction (\circ) orb 6 degrees.

** (a) in aries, leo, libra and aquarius, prices of cotton, shares and other commodities fall.

(b) in taurus, cancer, scorpio, sagittarius, capricorn and pisces, prices of cotton, shares and all commodities including bullion rise.

parallel (P)

prices of cotton, bullion, shares, oil seeds and b. twills [bullions ?] fall.

semi-square (\angle) orb 1 degree.

prices of shares, cotton and all commodities, except bullion, fall.

square (\square) orb 2 degrees.

(a) prices of cotton, shares and other commodities, after a slight rise, fall.

(b) prices of bullion rise in the applying state and fall when the square aspect is exact and when it separates.

trine (\triangle) orb 2 degrees.

(a) prices of cotton and other commodities remain steady and rise slightly.

(b) prices of bullion fall in the applying state, but when the trine aspect is exact and it separates, prices rise.

opposition (♌) orb 6 degrees.

* (a) from aries to libra and vice-versa, prices of shares, cotton and all commodities fall.

* (b) from taurus to scorpio and vice-versa, prices of cotton and all commodities, including bullion, rise with good reactions.

(c) from gemini to sagittarius and vice-versa, upsets in prices of all commodities, including bullion, are very likely.

** (d) from cancer to capricorn and vice-versa, prices of shares and other commodities, including bullion, rise with good reactions.

* (e) from leo to aquarius and vice-versa, prices of cotton and all other commodities, except bullion, fall.

(f) from virgo to pisces and vice-versa, prices of all commodities, including bullion, rise.

the moon and mars

note: mars aspects the 4th, the 5th and the 8th houses from itself according to indian astrology. its 4th house is the square aspect, its 7th house is the opposition aspect and its 8th house is quincunx (150 degrees) aspect. they are very powerful aspects of mars.

conjunction (♌) orb 6 degrees.

** (a) *when the moon "applies" for the conjunction with mars in any zodiacal sign by 2° till it becomes exact, prices of gold and silver rise. when the conjunction is exact and it separates, prices of bullion fall suddenly but again recover.*

* (b) in aries, leo, libra and aquarius, prices of cotton, shares and other commodities fall nicely.

* (c) in taurus, cancer, scorpio, sagittarius, capricorn and pisces, prices of cotton, shares and other commodities rise with sharp breaks.

** (d) if the moon is between mars on one side and saturn on the other side during market hours, prices of cotton, shares and other commodities fall very well; but on the other hand, prices of bullion record sharp advance in values.

parallel (P)

prices of all commodities, including bullion, fall.

semi-square (♏) orb 1 degree.

(a) prices of cotton and other commodities fall.

square (♏)

(a) when moon is in clockwise direction of mars and makes square aspect, e.g. moon taurus 12° and mars leo 12° , the orb of 2° should be taken because it is not a powerful square aspect of mars. during this aspect, prices of all things fall somewhat.

** (b) when moon is in the anti-clockwise direction of mars and is in the 4th house from mars, i.e. mars cancer 10° and moon libra 10°, it is a very powerful square aspect of mars. in this case the orb of 6° should be taken. the minds of all speculators are uneasy and there is great excitement in all speculative markets. in the applying state, prices of shares, cotton and all commodities except bullion fluctuate heavily. when the aspect is exact and separates, there is unexpectedly sudden sharp fall in prices of shares, cotton and all commodities.

** (c) in case of gold and silver, prices rise very well in the applying state and fall nicely when the aspect is exact and separates.

trine (♌) orb 2 degrees.

(a) prices of all commodities, including shares and cotton, are generally steady.

(b) prices of bullion fall when the trine aspect is in the applying state and rise when the trine aspect is exact and in the separating state.

opposition (\circ) orb 6 degrees.

** (a) *the opposition aspect of the moon and mars inflates bullion prices in the applying state by 2 degrees and deflects bullion prices in the separating state till 2 degrees.*

** (b) from aries to libra and vice-versa, prices of shares, cotton and other commodities fall.

* (c) from taurus to scorpio and vice-versa, prices of all commodities rise with good reactions.

(d) from gemini to sagittarius and vice-versa, great upsets in prices of all commodities including bullion are very likely.

* (e) from cancer to capricorn, prices of all commodities, including bullion, rise with good reactions.

* (f) from leo to aquarius and vice-versa, prices of commodities fall.

(g) from virgo to pisces and vice-versa, prices of all commodities, including bullion, rise with good reactions.

note: mars aspects the 8th house from itself powerfully. when the moon transits the 8th house from mars and when she applies to 150° (quincunx) aspect with mars by 2°, prices of bullion and of all other things rise. when the aspect is exact and separates, prices fall.

the moon and jupiter

note: (1) jupiter aspects the 5th, the 7th and 9th houses from itself. the 5th and 9th house aspects are the trine aspects and the 7th house aspect is the opposition aspect.

** (2) *whenever the moon is aspected by jupiter in the applying state, prices of gold and silver fall on those days.*

conjunction (\circ) orb 6 degrees.

** (a) prices of bullion fall in all zodiacal signs in the applying state.

** (b) in aries, leo, libra and aquarius, prices of cotton, shares and other commodities fall.

** (c) in taurus, cancer, scorpio, sagittarius, capricorn and pisces, prices of cotton, shares and other commodities rise.

semi-square (\angle) orb 1 degree.

prices of cotton, shares and other commodities fall slightly.

square (\square) orb 2 degrees.

(a) slight fall in prices of shares, cotton and other commodities.

(b) prices of bullion rise in the applying state but fall when the square aspect is exact and when it separates.

trine (\triangle) orb 6 degrees.

** (a) prices of cotton, shares and other commodities appreciate well specially when the trine aspect is between cancer, scorpio & pisces.

(b) trine aspect between other signs causes little rise in prices of shares and all commodities.

opposition (\circ) orb 6 degrees.

(a) prices of bullion fall.

** (b) from aries to libra and vice-versa, prices of cotton, shares and other commodities fall.

** (c) from taurus to scorpio and vice-versa, prices of cotton, shares and other commodities rise with good reactions.

(d) from gemini to sagittarius and vice-versa, great upsets in prices of all commodities, including bullion, are likely.

** (e) from cancer to capricorn and vice-versa, prices of cotton, shares and other commodities rise with good reactions.

(f) from leo to aquarius and vice-versa, prices of cotton, shares and other commodities, including bullion, fall.

(g) from virgo to pisces and vice-versa, prices of cotton, shares and other commodities rise somewhat.

the moon and saturn

note: (1) saturn aspects the 3rd, the 7th and the 10th houses from itself powerfully, according to indian astrology. the 3rd house aspect is the sextile aspect, the 7th house aspect is the opposition aspect and the 10th house aspect is the square aspect in the clockwise direction.

(2) *whenever the moon is aspected by saturn, prices of gold and silver rise from the time when the aspect is in applying state by 2° to 3°. when the aspect is exact and it separates, the fall in prices of bullion is sudden and sharp and then again prices of bullion recover.*

conjunction (\circ) orb 6 degrees.

** (a) in all zodiacal signs, prices of gold and silver rise in the applying state and fall sharply when aspect is exact and when it is in the separating state. again prices recover rapidly.

** (b) in aries, leo, libra and aquarius, prices of cotton, shares and other commodities record good drop in values.

** (c) in taurus, cancer, scorpio, sagittarius and pisces, prices of cotton, shares and other commodities rise with good reactions.

parallel (P)

prices of all commodities fall somewhat.

semi-square (\angle) orb 1 degree.

(a) prices of cotton, shares and other commodities fall.

(b) prices of bullion rise in the applying state.

sextile (\ast)

(a) when the sextile aspect to saturn proceeds from clockwise direction i.e. moon libra 10° and saturn sagittarius 10°, orb of 1° should be taken. prices rule steady with not great changes in them.

(b) when moon is in the anti-clockwise direction of saturn and is in the 3rd house from saturn, i.e. saturn taurus 12° and moon cancer 12°, it is a very powerful sextile aspect of saturn. the orb of 6° should be taken. prices of shares, cotton and all commodities including gold and silver rise well with sudden breaks.

square (\square)

(a) when moon is in the anti-clockwise direction of saturn and makes square aspect with saturn, e.g. saturn aries 12° and moon capricorn 12°, it is not the powerful square aspect of saturn. in this case orb of 2° should be taken. prices of shares, cotton and all commodities fall somewhat.

(b) when moon is in the clockwise direction of saturn and in the 10th house from saturn, e.g. saturn aries 12° and moon cancer 12°, it is a very powerful square aspect of saturn. the orb of 6° should be taken. prices of cotton, shares and all commodities fall nicely on the whole.

trine (△) orb 2 degrees.

(a) prices of cotton and other commodities rule steady.

(b) prices of bullion fall in the applying state, but rise when the aspect is exact and in separating state.

opposition (♂) orb 6 degrees.

(a) prices of bullion rise in the applying state, but fall when the aspect is exact and when it separates. after a sudden fall there is some recovery in prices.

** (b) from aries to libra and vice-versa, prices of cotton, shares and other commodities fall nicely.

* (c) from taurus to scorpio and vice-versa, prices fall after a slight rise with good reactions.

(d) from gemini to sagittarius and vice-versa, great upsets in prices of all commodities, including bullion, are very likely.

* (e) from cancer to capricorn and vice-versa, prices of all commodities rise followed by sharp falls.

* (f) from leo to aquarius and vice-versa, prices of cotton, shares and other commodities, except bullion, fall.

(g) from virgo to pisces and vice-versa, prices of all commodities rise, at first followed with many reactions.

the moon and uranus

conjunction (⋈) orb 6 degrees.

* (a) In aries, gemini, leo, virgo, libra, capricorn and aquarius, prices of all commodities, including bullion, record sharp break, when the aspect is exact and separates.

* (b) in taurus, cancer, scorpio, sagittarius and pisces, prices of all commodities record good rise.

semi-square (⚡) orb 1 degree.

(a) fall in prices of cotton and other commodities.

(b) rise in prices of bullion.

square (☐) orb 2 degrees.

(a) some fall in prices of cotton and other commodities.

(b) prices of bullion rise in the applying state, but fall when the aspect is exact and when it separates.

trine (△) orb 2 degrees.

* (a) rise in prices of cotton, shares and other commodities, specially when the trine aspect is between cancer, scorpio and pisces.

(b) when the moon applies for the trine aspect, prices of bullion suddenly fall. when the trine aspect is exact and when it separates, prices of bullion rise.

opposition (♂) orb 6 degrees.

note: it indicates sudden changes in prices of all commodities, including bullion, during two or three hours.

** (a) from aries to libra and vice-versa, a sharp fall in prices of all commodities, except bullion, is a very strong probability.

* (b) from taurus to scorpio and vice-versa, a sharp rise in prices of all commodities, including bullion, is a probability. but there should be sharp reactions.

(c) from gemini to sagittarius and vice-versa, sudden upsets in prices of all commodities, including bullion, are certain.

** (d) from cancer to capricorn and vice-versa, prices of all commodities, including bullion; record a sharp rise with good sudden reactions.

* (e) from leo to aquarius and vice-versa, prices of all commodities fall suddenly.

(f) from virgo to pisces and vice-versa, prices of all commodities rise sharply with good reactions.

the moon and neptune

conjunction (\circ) orb 6 degrees.

* in scorpio, prices of cotton and other commodities rise.

semi-square (\angle) orb 1 degree.

prices of cotton and other commodities fall somewhat.

square (\square) orb 2 degrees.

prices of shares, cotton and other commodities fall somewhat on the whole.

trine (\triangle) orb 2 degrees.

prices of shares, cotton and other commodities rise specially when the aspect is between cancer, scorpio and pisces.

opposition (\odot) orb 6 degrees.

when the moon is in taurus and neptune is in scorpio and vice-versa, prices of all commodities rise with good reactions.

the moon and rahu

conjunction (\circ) orb 6 degrees.

** (a) in aries, gemini, leo, libra, capricorn and aquarius, prices of shares, cotton and all commodities fall.

(b) in taurus, cancer, scorpio, sagittarius and pisces, prices of all commodities, including shares and cotton, rise.

semi-square (\angle) orb 1 degree.

prices of cotton and other commodities fall.

square (\square) orb 2 degrees.

some fall in prices of cotton and other commodities is certain.

trine (\triangle) orb 2 degrees.

prices of cotton and other commodities rise.

opposition (\odot) orb 6 degrees.

** (a) from aries to libra and vice-versa, prices of cotton and other commodities fall nicely.

** (b) from taurus to scorpio and vice-versa, prices of cotton and other commodities rise with good reaction.

(c) from gemini to sagittarius and vice-versa, prices of all commodities, including bullion, encounter sudden upsets.

* (d) from cancer to capricorn and vice-versa, prices of all commodities, including bullion, rise with many good reactions.

* (e) from leo to aquarius and vice-versa, prices of all commodities fall.

(f) from virgo to pisces and vice-versa, prices of all commodities rise with good reactions.

test questions

q. 1. what is the effect of the following aspects on prices?

(a) opposition of the moon and saturn from aries to libra.

(b) opposition of the moon in cancer and mars in capricorn.

(c) conjunction of the moon and jupiter in aries, leo and libra.

q. 2. what is the effect of the trine aspect between the moon in pisces and uranus in cancer on prices?

q. 3. what is the effect on prices of the square aspect between saturn and moon when the moon is in the 10th house from saturn?

lesson xviii

effects of aspects between mercury and other planets on prices

mercury and venus

note: mercury and venus are the nearest planets to the sun and they are also near to each other. at no time are mercury and venus at more than 68 degrees from each other. therefore the important aspects formed between them are of (1) conjunction, (2) semi-square, (3) sextile.

conjunction (\circ) orb 6 degrees.

** (a) in aries, leo, libra and aquarius, prices of cotton, shares, b. twills [bullions ?] and oil-seed fall. but if they retrograde in the above signs, the fall in prices is greater. if the sun happens to be with them, the fall in prices is very sharp.

** (b) in taurus, cancer, scorpio and pisces, prices of cotton, shares, b. twills [bullions ?] and oil seeds rise. but if they retrograde in the above signs, the rise in prices is greater and for longer duration. if the sun happens to be with them, there is a sharp rise in prices.

(c) in gemini upsets in prices are likely.

(d) in virgo and capricorn, prices are steady if there is no planet opposing them from pisces. but if there is a planet opposing them from pisces, rise in prices of all commodities is a certainty.

parallel (P)

prices of cotton, shares, b. twills and oil seeds are steady and there is some rise.

semi-square (\angle) orb 1 degree.

prices of all commodities fall somewhat.

sextile (*) orb 2 degrees.

prices of shares, cotton and all commodities, including bullion, are steady to firm and rise.

mercury and mars

note: mercury rules commerce. it also rules grains and oil seeds. whenever there is aspect of mars to mercury, whether of conjunction or opposition or square, grains and oil seeds markets generally get demoralized and fall.

conjunction (\circ) orb 6 degrees.

** (a) in aries, leo, libra and aquarius, prices of cotton, shares, b. twills and oil seeds fall nicely. if venus and the sun join them in the above signs, a sharp fall in the prices is the fore-gone conclusion.

** (b) in taurus, cancer, scorpio, sagittarius and pisces, prices of shares and all commodities, including bullion and grains, rise. in scorpio specially, prices of all kinds of oil seeds record a sharp rise. if the sun and venus also join mercury and mars in scorpio, a hectic rise in prices of all kinds of oil seeds, e.g. castor seeds, groundnuts, mustard-seeds, linseeds etc. and b. twills is a certainty.

parallel (P)

prices of all commodities fall.

semi-square (\angle) orb 1 degree.

prices of all commodities fall.

square (\square)

(a) when mercury is in clockwise direction of mars and makes square aspect with it, e.g. mars gemini 15° and mercury pisces 15° , it is not a powerful aspect of mars. therefore orb of 2° should be taken. prices of shares, cotton, grains and oil seeds should fall somewhat.

*** (b) when mercury is in anti-clockwise direction of mars and makes a square aspect with it, e.g. mars gemini 15° and mercury virgo 15° , it is a very powerful square aspect of mars. therefore orb of 6° should be taken. prices of shares, cotton, grains, oil seeds and other commodities should fall nicely. but if this square aspect is between the movable signs, i.e. mars cancer 10° and mercury libra 10° , there is very great fall in prices of all commodities.

trine (\triangle) orb 2 degrees.

(a) prices of all commodities remain steady and rise if the trine aspect is between cancer, scorpio and pisces.

(b) prices of bullion fall in the applying state, but rise when the aspect is exact and when it separates.

opposition (\sphericalangle) orb 6 degrees.

** (a) from aries to libra, prices of cotton, shares, oil seeds, grains and b. twills fall. prices of bullion rise.

* (b) from taurus to scorpio and vice-versa, prices of cotton, shares, b. twills, oil seeds rise with many sudden good sharp reactions.

(c) from gemini to sagittarius and vice-versa, prices of all commodities, including bullion, encounter heavy upsets.

* (d) from cancer to capricorn and vice-versa, prices of all commodities, including bullion, record good rise with good sudden reactions.

** (e) from leo to aquarius and vice-versa, prices of all commodities fall.

(f) from virgo to pisces and vice-versa, prices of all commodities rise with good reactions.

mercury and jupiter

conjunction (\sphericalangle) orb 6 degrees.

** (a) in aries, leo, libra and aquarius, prices of cotton, shares, oil seeds, b. twills, grains and bullion fall.

* (b) in taurus, cancer, scorpio, sagittarius and pisces, prices of cotton, shares, oil seeds, grains, b. twills rise. In scorpio specially, prices of oil seeds and b. twills shoot up suddenly.

parallel (P)

prices of all commodities, except bullion, rule steady.

semi-square (\angle) orb 1 degree.

prices of cotton and other commodities ease slightly.

square (□) orb 2 degrees.

(a) prices of all commodities fall after a slight rise.

(b) prices of bullion rise in the applying state, but fall when the aspect is exact and when it separates.

trine (△) orb 6 degrees.

** the prices of shares, cotton, grains and all commodities rise, specially when the trine aspect is between cancer, scorio and pisces.

opposition (♂) orb 6 degrees.

** (a) from aries to libra and vice-versa, prices of cotton, shares and all commodities, including bullion, fall.

* (b) from taurus to scorio and vice-versa, prices of cotton and all commodities rise with good reactions.

(c) from gemini to sagittarius and vice-versa, prices of all commodities, including bullion, encounter heavy upsets.

* (d) from cancer to capricorn and vice-versa, prices of all commodities, including bullion, rise with good reactions.

* (e) from leo to aquarius and vice-versa, prices of all commodities fall.

(f) from virgo to pisces and vice-versa, prices of all commodities rise.

mercury and saturn

conjunction (♂) orb 6 degrees.

(a) prices of bullion rise in all zodiacal signs when the conjunction is in the applying state. when the conjunction is exact, prices record sudden fall but prices again recover.

** (b) in aries, leo, libra and aquarius, prices of cotton, shares and other commodities fall nicely.

* (c) in taurus, cancer, scorio, sagittarius and pisces, prices of all commodities, including bullion, rise with good reactions.

parallel (P)

prices of all commodities ease.

semi-square (∟) orb 1 degree.

prices of cotton and other commodities fall slightly.

sextile (*)

(a) when mercury is in clockwise direction of saturn and makes sextile aspect with it, it is not a powerful sextile aspect of saturn. therefore orb of 1° should be taken. prices of all commodities should rule steady.

** (b) when mercury is in anti-clockwise direction of saturn, i.e. saturn aquarius 10° and mercury aries 10°, it is a very powerful sextile aspect of saturn. therefore orb of 6° should be taken. prices of all commodities generally rise well.

square (□)

** (a) when mercury is in clockwise direction of saturn and makes square aspect with it, e.g. saturn aquarius 12° and mercury scorio 12°, it is a powerful square aspect of saturn. therefore orb of 6° should be taken. prices of cotton, shares and all commodities fall.

(b) when mercury is in anti-clockwise direction of saturn and makes square aspect with it, i.e. saturn aquarius 12° and mercury taurus 12°, it is not a powerful square aspect of saturn. therefore orb of 2° should be taken. prices of shares, cotton etc. should fall somewhat.

trine (\triangle) orb 2 degrees.

(a) prices of all commodities rule steady to firm. prices rise if the trine aspect is between cancer, scorpio and pisces.

opposition (\circ) orb 6 degrees.

** (a) prices of bullion rise in the applying state. when the opposition is exact, prices break abruptly and then suddenly recover.

** (b) from aries to libra and vice-versa, prices of shares, cotton and all commodities fall sharply.

** (c) from taurus to scorpio and vice-versa, prices of all commodities rise with good many reactions.

(d) from gemini to sagittarius and vice-versa, prices of all commodities meet with many upsets.

* (e) from cancer to capricorn, prices of all commodities, including bullion, shoot up considerably with sudden reactions.

* (f) from leo to aquarius, and vice-versa, prices of all commodities fall.

(g) from virgo to pisces and vice-versa, prices of all commodities, including bullion, rise.

mercury and rahu

conjunction (\circ) orb 6 degrees.

** (a) in aries, leo, libra and aquarius, prices of shares, cotton and all commodities fall nicely.

** (b) in taurus, cancer, scorpio, sagittarius and pisces, prices of shares, cotton, and all commodities rise.

** (c) in scorpio specially, prices of oil seeds and b. twills should record special rise.

(d) in gemini there should be upset in prices of all commodities with lower tendency.

(e) in capricorn, prices of all commodities should rule steady.

semi-square (\angle) orb 1 degree.

prices of all commodities fall.

square (\square) orb 2 degrees.

(a) prices of all commodities fall after an initial spurt.

(b) prices of bullion rise in the applying state, but when the aspect is exact and when it separates, prices of bullion fall.

trine (\triangle) orb 2 degrees.

(a) prices of all commodities rule steady, specially if the trine aspect is between cancer, scorpio and pisces.

(b) in case of bullion, prices fall in the applying state, but rise when the aspect is exact and when it separates.

opposition (\circ) orb 6 degrees.

** (a) from aries to libra and vice-versa, prices of all commodities rise with good reactions.

* (b) from taurus to scorpio and vice-versa, prices of all commodities rise with good reactions.

(c) from gemini to sagittarius and vice-versa, prices of all commodities, including bullion, encounter heavy upsets.

(d) from cancer to capricorn and vice-versa, prices of all commodities rise with many reactions.

(e) from leo to aquarius and vice-versa, prices of shares, cotton and all commodities, except bullion, fall.

(f) from virgo to pisces and vice-versa, prices of all commodities rise somewhat.

mercury and uranus

conjunction (♌) orb 6 degrees.

** (a) In aries, leo, libra and aquarius, prices of cotton, shares and all commodities should witness sudden steep fall. some sharp reactions by way of rise are also probable.

** (b) In taurus, cancer, scorpio, sagittarius and pisces, prices of cotton, shares and all commodities record steep rise.

(c) in gemini, wide fluctuations in prices are very probable with definitely lower trend.

(d) in virgo and capricorn there should be wide fluctuations in prices with higher trend.

parallel (P)

(a) a sharp sudden rise in prices of cotton and other commodities.

(b) heavy fluctuations in prices of bullion.

semi-square (\angle) orb 1 degree.

fall in prices of cotton, shares and other commodities.

square (\square) orb 2 degrees.

(a) a sharp sudden spurt in prices of cotton, shares, b. twills and oil seeds followed by a good fall.

(b) in case of bullion, a sharp rise in prices is a strong probability when the square aspect is in an applying state. when the square aspect is exact and when it separates, prices of bullion fall.

trine (\triangle) orb 2 degrees.

* (a) prices of cotton and all commodities rise if the trine aspect is between cancer, scorpio and pisces.

(b) prices of bullion fall when the trine aspect is in the state of applying. when the aspect is exact and when it separates, prices of bullion shoot up suddenly.

opposition (♌) orb 6 degrees.

(a) very heavy fluctuations in prices of bullion in all signs.

** (b) from aries to libra and vice-versa, prices of all commodities should record sharp fall with occasional sharp rises also.

** (c) from taurus to scorpio and vice-versa, prices of shares, cotton and all commodities should register sharp rise with good reactions.

(d) from gemini to sagittarius and vice-versa, prices of all commodities, including bullion, should encounter sudden and sharp fluctuations both ways.

* (e) from cancer to capricorn and vice-versa, prices of all commodities should rise sharply with sudden reactions.

(f) from leo to aquarius and vice-versa, prices of shares, cotton and all commodities should fall sharply with occasional good rises also.

(g) from virgo to pisces and vice-versa, prices of all commodities should register good rise.

mercury and neptune

conjunction (♌) orb 6 degrees.

in scorpio, prices of cotton and all other commodities should rise.

parallel (P)

prices of cotton and other commodities rise moderately.

semi-square (\angle) orb 1 degree.

prices of all commodities fall.

square (\square) orb 2 degrees.

prices of all commodities except bullion fall after a slight initial rise.

trine (\triangle) orb 2 degrees.

prices of all commodities except bullion rise.

opposition (\oslash) orb 6 degrees.

when mercury is in taurus and neptune is in scorpio, prices of cotton and all commodities, including bullion, rise. specially the prices of oil seeds and b. twills should improve considerably.

test questions

q. 1. what is the effect of the following aspects on prices of shares, cotton etc.?

- (a) conjunction of mercury and venus in aries.
- (b) opposition of mercury in aries and saturn in libra.
- (c) when mercury and venus retrograde at the same time in leo, cancer and aries respectively.

q. 2. what is the effect of the following aspects on prices of shares, cotton and oil seeds?

- (a) when mercury is in the 4th and the 8th houses from mars.
- (b) when mercury is in the 10th house from saturn.
- (c) when mercury in capricorn opposes uranus in cancer.

lesson xix

effects of aspects between venus and other planets on prices

venus and mars**conjunction (\oslash) orb 6 degrees.**

** (a) in aries, gemini, leo, virgo, libra and aquarius, prices of cotton, jutes, textiles and shares fall. if both are retrograde in these signs, a wave of severe bearishness overtakes the above markets.

(b) in taurus, cancer, scorpio, sagittarius, capricorn and pisces, there should be sharp two-sided movement in prices of cotton, jutes and textiles with higher general trend.

parallel (P)

prices of cotton and other commodities including bullion fall.

semi-square (\angle) orb 1 degree.

prices of cotton and other commodities fall.

square (\square) orb 2 degrees.

(a) when venus makes square aspect with mars in the clockwise direction, e.g. venus taurus 10° and mars leo 10° , this is not important aspect of mars. therefore, orb of 2° should be taken. prices of cotton, jutes, textiles fall somewhat.

(b) when venus is in anti-clockwise direction of mars and makes square aspect with mars, i.e. mars cancer 10° and venus libra 10°, it is a very important square aspect of mars. therefore orb of 6° should be taken. prices of cotton, jutes, textiles fall very well in values. the fall is greater when this square aspect proceeds from movable signs aries, cancer, libra and capricorn.

trine (△) orb 2 degrees.

* (a) prices of cotton and all commodities rule steady to firm, specially if the trine aspect is between cancer, scorpio and pisces.

(b) the prices of bullion fall in the applying state but rise when the aspect is exact and when it separates.

opposition (♂) orb 6 degrees.

(a) the opposition invariably makes prices of cotton, jutes and textiles irregular.

** (b) from aries to libra and vice-versa, prices of shares, cotton, jute and all commodities fall nicely.

(c) from taurus to scorpio and vice-versa, prices of cotton, jutes and textiles become irregular in movement and the trend is uncertain. sense the trend and act.

(d) from gemini to sagittarius and vice-versa, prices of cotton, jutes and textiles should witness wide fluctuations with the trend towards lower level.

* (e) from cancer to capricorn and vice-versa, prices of cotton, shares and jutes though very irregular should rise.

** (f) from leo to aquarius and vice-versa, prices of cotton, jutes and textiles should fall nicely.

(g) from virgo to pisces and vice-versa, prices of cotton, jutes and textiles , though irregular, should advance in values.

venus and jupiter

conjunction (♌) orb 6 degrees.

** (a) in aries, leo, gemini, libra and aquarius, prices of cotton, jutes, textiles and all commodities fall.

** (b) in taurus, cancer, scorpio, sagittarius and pisces, prices of cotton, jutes, textiles and all commodities rise.

(c) in gemini, upsets in prices of all commodities, including bullion, are very likely.

parallel (P)

(a) prices of cotton and jutes rule steady.

(b) prices of silver fall.

semi-square (∟) orb 1 degree.

prices of cotton, shares and jutes fall slightly.

square (□) orb 2 degrees.

(a) prices of cotton, jutes and textiles fall.

* (b) in case of bullion, prices rise in the applying state, but fall when the aspect is exact and when it separates.

trine (△) orb 6 degrees.

** (a) prices of cotton, jutes and textiles rule steady and appreciate well specially when the trine aspect is between cancer, scorpio and pisces.

(b) in case of bullion, prices fall in the applying state. when the aspect is exact and when it separates, prices of bullion rise.

opposition (♌) orb 6 degrees.

** (a) from aries to libra and vice-versa, prices of cotton and other commodities fall.

(b) from taurus to scorpio and vice-versa, prices of all commodities rise somewhat.

(c) from gemini to sagittarius and vice-versa, great upsets in prices of cotton, jutes and bullion are likely.

* (d) from cancer to capricorn and vice-versa, prices of all commodities rise.

* (e) from leo to aquarius and vice-versa, prices of cotton, jutes and all commodities, except bullion, fall.

(f) from virgo to pisces and vice-versa, prices of all commodities rise.

venus and saturn

conjunction (♌) orb 6 degrees.

** (a) in aries, leo, libra and aquarius, prices of cotton, jutes and textiles fall nicely.

* (b) in taurus, cancer, scorpio, sagittarius and pisces, prices of cotton, jutes and textiles are irregular but they rise on the whole.

(c) In gemini upsets in prices of all commodities, including bullion, are very likely.

(d) in capricorn, prices should rule steady but slightly towards lower level.

parallel (P)

(a) prices of cotton and other commodities should rule steady.

(b) prices of bullion should rule easy.

semi-square (♋) orb 1 degree.

prices of cotton, shares and other commodities fall.

sextile (*)

(a) when venus makes sextile aspect with saturn in the clockwise direction, i.e. saturn taurus 11° and venus pisces 11° , it is not important sextile aspect of saturn. therefore orb of 2° should be taken. prices of all commodities rule steady.

** (b) when venus makes sextile aspect with saturn, in the anti-clockwise direction, i.e. saturn taurus 12° and venus cancer 12° , it is an important sextile aspect of saturn. therefore orb of 6° should be taken. prices of cotton, jutes, textiles and all commodities should appreciate on the whole.

square (♋)

(a) when venus makes square aspect with saturn in the anti-clockwise direction, i.e. saturn gemini 12° and venus virgo 12° , it is not an important square aspect of saturn. therefore orb of 1° should be taken. prices of all commodities rule steady.

** (b) when venus makes square aspect with saturn from the clockwise direction, i.e. saturn aries 10° and venus capricorn 10° , it is a very important square aspect of saturn. therefore orb of 6° should be taken. prices of cotton, jutes, textiles and all other commodities fall.

trine (♊) orb 1 degrees.

(a) prices of cotton, jutes and textiles rule steady to firm specially if the trine aspect is between cancer, scorpio and pisces.

(b) in case of bullion, prices fall in the applying state. when the aspect is exact and when it separates, prices of bullion rise.

opposition (♌) orb 6 degrees.

** (a) from aries to libra and vice-versa, prices of cotton, jutes and textiles fall.

(b) from taurus to scorpio and vice-versa, prices of cotton, jutes and textiles are irregular.

(c) from gemini to sagittarius and vice-versa, great upsets in prices of cotton and all commodities, including bullion, are likely.

* (d) from cancer to capricorn and vice-versa, prices of cotton, jutes and textiles rise.

* (e) from leo to aquarius and vice-versa, prices of cotton, jutes and textiles fall.

(f) from virgo to pisces and vice-versa, prices of cotton, jutes and textiles rise.

venus and uranus

conjunction (\circ) orb 6 degrees.

** (a) in aries, leo, libra and aquarius, prices of cotton, jutes and textiles should witness sharp break in values.

* (b) in taurus, cancer, scorpio, sagittarius and pisces, prices of cotton, jutes and textiles record good rise with many good reactions.

parallel (P)

heavy fluctuations in prices of all commodities, including bullion, are very likely.

semi-square (\angle) orb 1 degree.

fall in prices of cotton, jutes anti textiles.

square (\square) orb 2 degrees.

(a) a sudden rise in prices of cotton and other commodities followed by a good fall.

(b) prices of bullion record good rise in the applying state but fall when the aspect is exact and when it separates.

trine (\triangle) orb 2 degrees.

(a) a good rise in prices of cotton, jutes and textiles is expected specially when the trine aspect is between scorpio, cancer and pisces.

(b) prices of bullion fall in the applying state, but rise when the aspect is exact and when it separates.

opposition (\circ^o) orb 6 degrees.

** (a) from aries to libra and vice-versa, a sharp fall in prices of cotton, jutes and textiles is a foregone conclusion.

** (b) from taurus to scorpio and vice-versa, a sharp rise in prices of cotton, jutes and textile should be expected with sharp reactions.

(c) from gemini to sagittarius and vice-versa, heavy fluctuations and many upsets should be noticed in prices of all commodities including bullion.

** (d) from cancer to capricorn and vice-versa, sharp rise in prices of cotton, jutes and textiles is a probability with many good reactions.

* (e) from leo to aquarius and vice-versa, prices of cotton, jutes and textiles should receive a rude shock and break with occasional good rises.

(f) from virgo to pisces and vice-versa, prices of cotton, jutes and textiles should rise.

venus and neptune

conjunction (\circ) orb 6 degrees.

in scorpio, prices of cotton, jutes and textiles should rise on the whole.

semi-square (\angle) orb 1 degree.

prices of cotton, jutes and textiles fall.

square (\square) orb 2 degrees.

(a) a slight rise in prices of cotton, jutes and textiles followed by good fall.

(b) in case of bullion, prices rise in the applying state. when the aspect is exact and when it separates, prices of bullion fall.

trine (\triangle) orb 2 degrees.

(a) prices of cotton, jutes and textiles rise specially when moon is either in pisces or cancer.

(b) in case of bullion, prices fall in the applying state, but rise when the aspect is exact and when it separates.

opposition (\oslash) orb 6 degrees.

(a) from aries to libra and vice-versa, prices of cotton, jutes and textiles fall.

(b) from taurus to scorpio and vice-versa, prices of cotton, jutes and textile should rise.

venus and rahu

conjunction (\circ) orb 6 degrees.

** (a) in aries, leo, libra and aquarius, prices of cotton, jutes and textiles fall.

(b) in taurus, cancer, scorpio, sagittarius and pisces, prices of cotton, jutes and textiles rise with good reactions.

semi-square (\angle) orb 1 degree.

prices of cotton and jutes fall.

square (\square) orb 2 degrees.

(a) prices of cotton and jutes fall after a slight rise.

(b) prices of bullion rise in the applying state, but fall when the aspect is exact and when it separates.

trine (\triangle) orb 2 degrees.

(a) prices of cotton, jutes and textiles rise, especially when the trine aspect is between cancer, scorpio and pisces.

(b) prices of bullion fall in the applying state, but rise when the aspect is exact and when it separates.

opposition (\oslash) orb 6 degrees.

** (a) from aries to libra and vice-versa, prices of cotton, jutes and textiles fall.

(b) from taurus to scorpio and vice-versa, prices of cotton, jutes and textiles rise with good reactions.

(c) from gemini to sagittarius and vice-versa, prices of cotton, jutes and textiles witness wide fluctuations.

** (d) from cancer to capricorn and vice-versa, prices of cotton, jutes and textiles rise with reactions.

* (e) from leo to aquarius and vice-versa, prices of cotton, jutes and textiles fall.

(f) from virgo to pisces and vice-versa, prices of cotton, jutes and textiles rise.

test questions

q. 1. what is the effect of the following aspects on prices of shares, cotton and oil seeds?

- (a) conjunction of venus and mars in aries and leo.
- (b) conjunction of venus and mars in cancer and scorpio.
- (c) conjunction of venus and uranus in cancer.
- (d) conjunction of venus and neptune in libra.
- (e) opposition of venus in cancer and mars in capricorn.
- (f) opposition of venus in aries and mars in libra.
- (g) opposition of venus in capricorn and uranus in cancer.
- (h) when mars is in square aspect to venus in the 4th house from itself.
- (i) when saturn is in square aspect to venus in the 10th house from itself.
- (j) when saturn is in sextile aspect to venus in the 3rd house from itself.

lesson xx

effects of aspects between mars and other planets on prices

observations on ponderous planets

(1) mars lives for about 45 days in each zodiacal sign. when it retrogrades, it lives for about 220 days in that zodiacal sign.

(2) jupiter lives for one year. rahu for 1 ½ year. saturn for 2 ½ years, uranus for 7 years and neptune for 14 years in each zodiacal sign.

(3) when jupiter, saturn, uranus and neptune form important aspects of conjunction, square, trine and opposition, they do it for three times:

- (a) for the first time when their motion is direct;
- (b) for the second time when their motion is retrograde, and
- (c) for the last time again when their motion is direct.

then they separate from the aspect gradually.

(4) their important aspects last for several days and sometimes for months together each time.

(5) their aspects always indicate long periods of bullishness, i.e. teji, and bearishness, i.e. mandi. whether strong bullishness or strong bearishness would result, it depends on the zodiacal sign in which the conjunction aspect takes place and, on the zodiacal signs from which the opposition aspect proceeds. for example, in the fruitful i.e. bullish zodiacal sign like cancer, the conjunction aspect would cause great rise in prices of shares and commodities like cotton etc., whereas the same conjunction aspect in barren i.e. bearish zodiacal signs like aries and leo, would cause headlong fall in prices of commodities like shares, cotton, oil seeds. similarly we have to see from which zodiacal signs the other aspects proceed, in order to arrive at the judgment whether prices of shares and other commodities would rise or fall.

(6) the effect on prices is more pronounced when they come close in the longitudinal degree.

(7) you should also take into consideration the nature of the aspects and the nature of the zodiacal signs from which the aspects proceed, to judge the effect.

(8) with these preliminary observations, i proceed to treat of the effects of the aspects of ponderous planets and request you to note the same with great care.

mars and jupiter

conjunction (⋈) orb 6 degrees.

** (a) in aries, leo, libra and aquarius, a strong bearish wave should sweep the cotton, b. twills, shares and oil seeds markets, specially if the aspects of other planets are unfavourable, like square etc. but if the other aspects to them are favorable like trine etc., the fall in prices is rather less.

** (b) in taurus, cancer, scorpio, sagittarius and pisces, a strong bullish wave should sweep the cotton, shares, oil seeds and b. twills markets. in scorpio specially oil seeds and b. twills advance in values well and in taurus, cancer and pisces. share values and prices of cotton flare up provided the aspects of other planets to them are from bullish signs. but if the other aspects are from bearish signs, the rise in prices will be little.

(c) in gemini, prices of cotton and all commodities should fluctuate heavily, but the trend should be towards lower level.

(d) in virgo and capricorn, prices of all commodities should rule steady, provided the other aspects are favorable.

parallel (P)

(a) prices of cotton, jutes and oil seeds rise.

(b) prices of bullion ease.

semi-square (\angle) orb 1 degree.

(a) prices of all commodities register slight decline.

(b) prices of bullion rise.

square (\square) orb 2 degrees.

(a) when jupiter makes square aspect with mars in the clockwise direction, i.e. mars aries 10° and jupiter capricorn 10° , it is not an important square aspect of mars. therefore orb of 2° should be taken. prices of all commodities, including bullion, rule rather easy.

** (b) when jupiter is in the anti-clockwise direction of mars and makes square aspect with it, i.e. mars aries 15° and jupiter cancer 15° , it is a very important square aspect of mars. therefore orb of 6° should be taken. prices of all commodities fall nicely on the whole.

(c) prices of gold and silver rise well in the applying state and fall when the aspect is exact and separates.

trine (\triangle) orb 6 degrees.

** (a) prices of cotton, textiles, jutes and shares show good rise, specially when the trine aspect is between cancer, scorpio and pisces.

(b) prices of bullion fall in the applying state, but rise when the aspect is exact and when it separates.

opposition (\oslash) orb 6 degrees.

** (a) from aries to libra and vice-versa, prices of all commodities, including bullion, fall. if they retrograde at one time in the above zodiacal signs, it means a long line of bearishness (mandi).

(b) from taurus to scorpio and vice-versa, prices of cotton, jutes and textiles rise irregularly, provided the other aspects are favorable.

(c) from gemini to sagittarius and vice-versa, prices of commodities, including bullion, witness wide fluctuations.

** (d) from cancer to capricorn and vice-versa, prices of cotton, textiles, jutes record sharp rise in values provided they receive favorable aspects.

* (e) from leo to aquarius and vice-versa, prices of all commodities, except bullion, fall.

(f) from virgo to pisces and vice-versa, prices of all commodities, except bullion, rise. special rise is noted in cotton and textiles, jutes and steel and iron shares, provided other aspects are favourable.

mars and saturn**conjunction** (\circ) orb 6 degrees.

note: it is a very important conjunction in which speculators either lose very heavily or become very rich. it produces spectacular changes in prices of all commodities.

** (a) in aries and leo, prices of cotton, grains, b. twill, oil seeds and shares of all kinds register extraordinary falls in value. panic overtakes all markets. if they retrograde in the above zodiacal signs at the same time, a period of heavy depression in all markets for six months is a certainty. *when their conjunction takes place, it is a clarion call to all to be millionaires in a short time, on the bearish side.*

* (b) in taurus, prices of cotton and specially shares record very great fall.

(c) in gemini, there should be good fluctuations but the net result should be a good showdown in values.

** (d) in cancer, prices of cotton, b. twills, bullion, oil seeds and shares reach dizzy heights. if they happen to retrograde in cancer at one time, it means a strong bullish (teji) wave should sweep all speculative markets of all commodities for six months. but there should be very great reactions also when the aspect is exact. but again losses will be recouped soon.

(e) in virgo and capricorn, prices of all commodities should register good fall on the whole.

(f) in scorpio, sagittarius and pisces, prices of cotton, shares, jutes and specially oil seeds should shoot up very nicely with good set-backs and showdown in values when the conjunction is exact. prices will again recover slowly.

(g) in libra and aquarius, prices of cotton, grains, shares, oil seeds and b. twills should register very sharp decline in values.

parallel (P)

prices of cotton and all commodities fall.

semi-square (\angle) orb 1 degree.

prices of cotton and other commodities fall.

sextile (*)

(a) when mars is in clockwise direction of saturn and makes sextile aspect with it, e.g. saturn aquarius 12° and mars sagittarius 12° , it is not an important sextile aspect of saturn. therefore orb of 2° should be taken. prices of all commodities rule steady.

** (b) when mars is in the 3rd house from saturn, i.e. in the anti-clockwise direction of saturn, and makes sextile aspect with it, e.g. saturn capricorn 12° and mars pisces 12° , it is a very important sextile aspect of saturn. therefore orb of 6° should be taken. there comes in great excitement in the iron and steel shares and prices of gold specially. on the whole, prices of cotton, shares and all commodities, including bullion, register good rise. when the aspect is exact, there is a sharp fall in values. but again losses in values are made up smartly.

square (\square)

(a) when mars is in anti-clockwise direction of saturn and makes square aspect with it, e.g. saturn aquarius 10° and mars taurus 10° , it is neither the important aspect of mars with saturn nor of saturn with mars. therefore orb of 2° should be taken. prices of cotton, shares and all commodities should fall somewhat, but not very much.

*** (b) when mars is in the clockwise direction of saturn and makes square aspect with it, e.g. mars scorpio 15° and saturn aquarius 15° , it is a very strong mutual square aspect between them because mars aspects the 4th house from itself very powerfully and saturn aspects the 10th house from itself very powerfully. when this mutual square aspect comes off between them in movable zodiacal signs of aries, cancer, libra and capricorn,

it becomes a very very strong mutual square aspect. therefore orb of 6° should be taken. prices of shares, cotton, and all commodities register a steep decline in values.

(c) when this mutual aspect is in the applying state, the prices of gold and silver rises. when the aspect is exact and separates, prices of gold and silver fall sharply.

trine (△) orb 2 degrees.

(a) prices of cotton and all the other commodities rule steady specially when it is between cancer, scorpio and pisces.

(b) prices of bullion fall in the applying state, but rise when the aspect is exact and when it separates.

opposition (♂) orb 6 degrees.

*** (a) from aries to libra and vice-versa, prices of cotton, grains, shares and all commodities fall heavily. if mars retrogrades either in aries or in libra opposing saturn, it means severe all round depression in values for 5 to 6 months. it produces panic in all markets.

(b) from taurus to scorpio and vice-versa, prices of cotton and shares record good fall.

(c) from gemini to sagittarius and vice-versa, upsets in prices of all commodities should take place with the trend towards lower level.

(d) from cancer to capricorn and vice-versa, prices of cotton, grains and shares should shoot up. if mars happens to retrograde either in cancer or capricorn opposing saturn, a strong wave of bullishness (teji) should sweep all markets, including bullion. when the aspect is exact, there is sharp fall in values, but again losses are recovered smartly.

** (c) from leo to aquarius and vice-versa, a very strong wave of bearishness overtakes all speculative markets. if mars happens to retrograde either in leo or in aquarius opposing saturn, there should be all round depression in values for full six months.

(f) from virgo to pisces and vice-versa, prices of all commodities should rise with very strong reactions.

mars and uranus

note: the conjunction of mars and uranus is very significant. it produces unexpectedly galloping changes in prices of all commodities, including bullion, within a very short duration. if the fall in prices lasts for 10 to 12 days, rest assured that the reaction towards higher level will be sudden and rapid. therefore you should exercise great judgment in cashing your profit. *this conjunction makes sensible operators millionaires within two weeks.*

conjunction (♂) orb 6 degrees.

** (a) in aries, leo, libra and aquarius, prices of cotton, shares and all commodities, including bullion, suffer a nasty headlong fall.

(b) in taurus, prices of cotton, jutes, textiles and shares are the greatest sufferers.

** (c) in cancer, prices of cotton, shares and all commodities rise very rapidly in the applying state, but fall in the separating state. so long mars and uranus will be together in cancer, the trend of prices will be definitely towards higher level.

(d) in virgo and capricorn, prices of all commodities should fall.

* (e) in scorpio, sagittarius and pisces, prices of all commodities should move both ways very sharply. therefore on important rises one should sell and on important falls one should buy. the net result should be good appreciation in values of all commodities.

parallel (P)

sudden rises and falls in prices of all commodities including bullion.

semi-square (\angle) orb 1 degree.

(a) prices of cotton, shares and other commodities fall.

(b) prices of bullion rise sharply.

square (\square)

(a) when mars is in anti-clockwise direction of uranus and makes square aspect with it, e.g. uranus virgo 5° and mars sagittarius 5° , it is not an important square aspect of mars. therefore orb of 2° should be taken. prices of cotton and shares should fall somewhat but not much.

** (b) when mars is in clockwise direction of uranus and makes square aspect with it, e.g. uranus virgo 5° and mars taurus 5° , it is a very important square aspect of mars. therefore orb of 6° should be taken. prices of cotton, shares and all commodities fall smartly.

(c) when this square aspect is in the state of applying, prices of gold and silver rise. when the aspect is exact and separates, prices fall sharply.

trine (\triangle) orb 2 degrees.

(a) prices of cotton and other commodities rule firm specially if the aspect is between cancer, scorpio and pisces.

(b) prices of bullion fall in the applying state. when the aspect is exact and when it separates, prices of bullion rise.

opposition (\circ) orb 6 degrees.

** (a) from aries to libra and vice-versa, a very sharp break in prices of cotton, shares and all commodities is a foregone conclusion.

(b) from taurus to scorpio and vice-versa, prices of cotton, shares, oil seeds and b. twills should advance very sharply in the applying state. but when after the exact aspect it separates, there will be a good fall in values for a short time and again losses will be made up.

(c) from gemini to sagittarius and vice-versa, prices of cotton, shares and bullion meet with heavy upsets. if the speculative markets rise sharply, rest assured that a nasty fall is also awaiting them.

** (d) from cancer to capricorn and vice-versa, prices of all commodities shoot up very rapidly at first in the applying state. then comes a sudden fall for a short duration. but the general trend should be towards higher level.

** (e) from leo to aquarius and vice-versa, prices of cotton, shares and all commodities meet with a dramatic, drastic and nasty fall.

(f) from virgo to pisces and vice-versa, prices of all commodities shoot up at first followed by a fall. but the general trend is towards higher level.

mars and neptune

conjunction (\circ) orb 6 degrees.

in scorpio, prices of cotton, shares and all commodities should rise. the rise in prices of oil seeds is more pronounced.

parallel (P)

prices of cotton, shares and other commodities, including bullion, should fall.

semi-square (\angle) orb 1 degree.

(a) prices of cotton, shares and other commodities fall.

(b) prices of bullion rise.

square (□)

(a) when mars is in anti-clockwise direction of neptune and makes square aspect with it, e.g. neptune scorpio 10° and mars aquarius 10°, it is not an important square aspect of mars. therefore orb of 2° should be taken. prices of all commodities fall somewhat.

** (b) when mars is in clockwise direction of neptune and makes square aspect with it, e.g. neptune scorpio 10° and mars leo 10°, it is a powerful square aspect of mars. therefore orb of 6° should be taken. prices of shares, cotton and all commodities fall.

trine (△) orb 2 degrees.

(a) prices of cotton, shares and all commodities, except bullion, rule steady to firm.

(b) prices of bullion fall in the applying state, but rise when the aspect is exact and when it separates.

opposition (♂) orb 6 degrees.

(a) from aries to libra and vice-versa, prices of all commodities, except bullion, fall.

(b) from taurus to scorpio and vice-versa, prices of all commodities rule steady to firm.

mars and rahu**conjunction (♌) orb 6 degrees.**

*** (a) In aries, leo, libra and aquarius, prices of cotton, shares and all commodities fall nicely.

** (b) in taurus, cancer, scorpio, sagittarius and pisces, prices of all commodities rise. in cancer specially, the rise in prices of all commodities, including bullion, is very marked. but there should be good reactions also.

(c) in gemini, upsets in prices of all commodities, including bullion, are likely.

(d) in capricorn, prices of all commodities rule uncertain.

semi-square (⚡) orb 1 degree.

(a) prices of cotton, shares and all commodities fall.

(b) prices of bullion rise.

square (□)

(a) when mars is in anti-clockwise direction of rahu and makes square aspect with it, e.g. rahu leo 5° and mars scorpio 5°, it is not an important aspect of mars. therefore orb of 2° should be taken. prices of all commodities fall somewhat.

** (b) when mars is in the clockwise direction of rahu and makes square aspect with it, e.g. rahu leo 5° and mars taurus 5°, it is a powerful square aspect of mars. therefore orb of 6° should be taken. prices of shares, cotton, jutes and all commodities fall nicely.

(c) when this square aspect is in the state of applying, prices of gold and silver rise. when the square aspect is exact and separates, prices of gold and silver fall.

trine (△) orb 2 degrees.

(a) prices of all commodities except bullion rule steady, specially when it is between cancer, scorpio and pisces.

(b) prices of bullion fall in the applying state, but rise when the aspect is exact and when it separates.

opposition (♂) orb 6 degrees.

** (a) from aries to libra and vice-versa, prices of cotton, shares and all commodities fall nicely.

* (b) from taurus to scorpio and vice-versa, prices of cotton, shares and other commodities rise with sharp reactions.

(c) from gemini to sagittarius and vice-versa, prices of all commodities, including bullion, meet with unexpected upsets.

* (d) from cancer to capricorn and vice-versa, prices of all commodities, including bullion, rise with good reactions.

* (e) from leo to aquarius and vice-versa, prices of cotton and all commodities fall.

(f) from virgo to pisces and vice-versa, prices of all commodities rule steady.

test questions

q. 1. in which zodiacal signs does the conjunction of mars and saturn cause heavy decline in values of shares and commodities like cotton, and cause great rise in prices of shares and commodities?

q. 2. what is the effect on prices of shares and commodities when mars is close in longitudinal degree with saturn, uranus and rahu respectively?

q. 3. when does mars cause long period of bullishness or bearishness for five to six months?

q. 4. what is the effect of the following aspects on prices?

(a) mars in aries and saturn in libra.

(b) mars and saturn in cancer.

(c) mars and saturn in leo

(d) mars and uranus in libra

(e) mars and rahu in aquarius

(f) trine aspect of mars with jupiter from cancer to pisces.

lesson xx

effects of aspects between jupiter and other planets on prices

jupiter and saturn

conjunction (\circ) orb 6 degrees.

note: the conjunction of jupiter and saturn takes place every twenty years. it occurs in taurus, capricorn and virgo in turns. whenever this conjunction takes place, one has to be very careful.

** (a) In taurus, prices of cotton, shares and all commodities rule much above normal.

(b) In virgo. it indicates bumper crops of cotton and all agricultural products. they cause collapse in prices of cotton and all agricultural products except bullion.

(c) in capricorn, it has no special significance beyond that there is some rise in prices of all commodities.

parallel (\parallel)

the parallel lasts for several months. it causes rise in prices of cotton and all other commodities.

semi-square (\angle) orb 1 degree.

prices of cotton and other commodities fall.

sextile (\ast)

(a) when jupiter is in clockwise direction of saturn and makes sextile aspect with it, e.g. saturn aquarius 12° and jupiter sagittarius 12°, it is not an important sextile aspect of saturn. therefore orb of 2° should be taken. prices of all commodities rule steady.

** (b) when jupiter is in the 3rd house from saturn, i.e. in the anti-clockwise direction of saturn, and makes sextile aspect with it, e.g. saturn capricorn 12° and jupiter pisces 12°, it is a very important sextile aspect of saturn. therefore orb of 6° should be taken. there comes in great excitement in the prices of silver specially. on the whole, prices of cotton, shares and all commodities, including bullion, register good rise. when the aspect is exact, there is a sharp fall in values. but again losses in values are made up smartly.

square (□)

(a) when jupiter is in anti-clockwise direction of saturn and makes square aspect with it, e.g. saturn aquarius 12° and jupiter taurus 12°, it is not an important square aspect of saturn. therefore orb of 2° should be taken. prices of all commodities fall on the whole.

** (b) when jupiter is in the 10th house from saturn and makes square aspect with it, e.g. saturn aquarius 12° and jupiter scorpio 12°, it is a very important square aspect of saturn. therefore orb of 6° should be taken. because they are very slow-moving planets and their orb is 6°, it indicates a very long bearish period extending over 7 to 8 months in shares, cotton, oil seeds and all commodities including bullion. therefore whenever this square aspect takes place, be on the lookout and play the role of a bear.

trine (△) orb 6 degrees.

** (a) cotton, shares and all commodities, except bullion, rule steady and appreciate. it indicates a long bullish line in all commodities specially when the trine aspect is formed between cancer, scorpio and pisces.

(b) prices of bullion fall in the applying state. when the trine aspect is exact i.e. not only degree to degree but minute to minute and when it separates, prices of bullion rise. it is a long bearish line in bullion in the applying state.

opposition (♂) orb 6 degrees.

note: the opposition lasts for a long time and is therefore very significant.

*** (a) from aries to libra and vice-versa, prices of shares, cotton and all commodities fall.

* (b) from taurus to scorpio and vice-versa, prices of all commodities rise with good reactions.

(c) from gemini to sagittarius and vice-versa, prices of all commodities, including bullion, witness many upsets.

** (d) from cancer to capricorn and vice-versa, prices of shares, cotton and all commodities rise with good reactions.

** (e) from leo to aquarius and vice-versa, prices of shares, cotton and all commodities, except bullion, fall.

(f) from virgo to pisces and vice-versa, prices of all commodities, except bullion, rise with good many falls.

jupiter and uranus

note: uranus is credited with heavy fluctuations and sudden changes in prices. therefore their aspects always indicate galloping bullishness (teji) and bearishness (mandi) in all speculative markets. they last for a long time because both are slow-moving ponderous planets. *their aspects are a call to all operators to be rich within the shortest possible time.*

conjunction (♂) orb 6 degrees.

** (a) in aries, leo, libra and aquarius, it shows a disastrous galloping fall in prices of cotton, shares and all commodities. regarding bullion one has to sense the trend and act.

** (b) in taurus, cancer, sagittarius and pisces, cotton, shares and all other commodities wear extraordinary bullish appearance and prices rise by leaps and bounds. in cancer, the effect is most marked.

(c) in gemini, heavy upsets in values of all commodities, including bullion, are very likely.

(d) in virgo and capricorn, there should be good changes in prices of cotton, shares and other commodities. one should sense the trend and act.

*** (e) in scorpio, prices of cotton, shares and other commodities should appreciate. specially prices of oil seeds like groundnuts, linseeds, cottonseeds, toria etc. and b. twills should appreciate considerably.

(f) regarding bullion, this conjunction, in any zodiacal sign, is bound to produce great changes in prices, but one has to sense the trend and act. one should fall in line with it blindly and not argue and reason about the behavior of the market.

(g) *whenever this conjunction takes place, it gives an opportunity to all to be millionaires in the shortest possible time*, because it produces either 'runaway rise or runaway fall' in prices of all speculative commodities.

parallel (P)

prices of cotton and all commodities appreciate quickly. regarding bullion, one has to sense the trend and act.

semi-square (\angle) orb 1 degree.

prices of cotton, shares and other commodities fall.

square (\square) orb 2 degrees.

(a) prices of cotton, shares and other commodities fall somewhat. it indicates a long bearish line.

(b) prices of bullion rise feverishly in the applying state by at least 2 degrees. when the aspect is exact i.e. not only degree to degree but minute to minute and when it separates, there is a headlong fall in prices of bullion.

trine (\triangle) orb 6 degrees.

*** (a) prices of cotton, shares and all commodities rise considerably if the aspect is formed between cancer, scorpio and pisces. all speculative markets boom with ever rising prices.

(b) prices of bullion meet with a disastrous fall in the applying state. when the aspect is exact i.e. not only degree to degree but minute to minute and when it separates, the bullion market wonderfully recoups its loss in the same galloping way in which it had fallen.

opposition (\oslash) orb 6 degrees.

note: whenever opposition of jupiter and uranus takes place, *please embrace that opportunity. that is an opportunity to be rich in the shortest possible time, because all speculative markets meet with either disastrous fall or hectic rise in prices.*

** (a) from aries to libra and vice-versa, a hectic fall in prices of cotton, shares and other commodities is a forgone conclusion. regarding bullion you have to sense the trend and act.

* (b) from taurus to scorpio and vice-versa, a good rise in prices of all commodities is a certainty. but the reactions should be sharp and severe.

(c) from gemini to sagittarius and vice-versa, very heavy fluctuations in prices of all commodities should take place. one should sense the trend and act. under no circumstances one should go against the trend of the markets during those days, but should fall in line with them immediately. regarding bullion the same conditions should prevail.

* (d) from cancer to capricorn and vice-versa, prices of cotton, shares and all commodities, except bullion, should rise sharply with good reactions.

* (e) from leo to aquarius and vice-versa, there should be headlong fall in prices of all commodities. regarding bullion, one should sense the trend and act.

(f) from virgo to pisces and vice-versa, prices of cotton and other commodities rise somewhat with many reactions.

jupiter and neptune

conjunction (♌) orb 6 degrees.

in scorpio, prices of cotton and all commodities should rise.

parallel (P)

prices of cotton and other commodities should appreciate.

semi-square (♋) orb 1 degree.

prices of cotton, shares and all commodities fall.

square (♎) orb 2 degrees.

(a) prices of cotton, shares and other commodities fall after an initial spurt.

(b) prices of bullion rise in the applying state. when the aspect is exact and when it separates, prices of bullion fall.

trine (♊) orb 6 degrees.

** prices of cotton, shares and other commodities appreciate specially when the trine aspect proceeds from cancer, scorpio and pisces.

opposition (♍) orb 6 degrees.

** from taurus to scorpio and vice-versa, prices of all commodities, except bullion, rise.

jupiter and rahu

conjunction (♌) orb 6 degrees.

** (a) in aries, leo, libra, capricorn and aquarius, prices of cotton, shares and all commodities fall.

* (b) in taurus, cancer, scorpio, sagittarius and pisces, prices of all commodities rise.

(c) in gemini, upsets in prices of all commodities, including bullion, are likely.

(d) in virgo, prices of all commodities should appreciate moderately.

semi-square (♋) orb 1 degree.

prices of cotton, shares and other commodities fall.

square (♎) orb 2 degrees.

(a) prices of cotton, shares and other commodities fall after some initial rise.

(b) prices of bullion rise when the square aspect is in the applying state. when the square aspect is exact and when it separates, prices of bullion fall.

trine (♊) orb 6 degrees.

* (a) prices of cotton, shares and other commodities rise specially when the trine aspect proceeds from cancer, scorpio and pisces.

(b) prices of bullion fall in the applying state. when the aspect is exact and when it separates, prices of bullion rise.

opposition (♍) orb 6 degrees.

** (a) from aries to libra and vice-versa, prices of cotton, shares should fall nicely.

(b) from taurus to scorpio and vice-versa, prices of cotton, shares and other commodities should rise well with many reactions.

(c) from gemini to sagittarius and vice-versa, prices of all commodities, including bullion, should meet with many upsets and fluctuations.

** (d) from cancer to capricorn and vice-versa, prices of shares, cotton and all commodities rise.

** (e) from leo to aquarius and vice-versa, prices of shares, cotton and all commodities fall nicely.

(f) from virgo to pisces and vice-versa, prices of all commodities, except bullion, rise somewhat.

test questions

q. 1. in which zodiacal signs does the conjunction of jupiter and uranus produce 'runaway bullishness i.e. teji'?

q. 2. in which zodiacal signs does the conjunction of jupiter and uranus produce 'runaway bearishness i.e. mandi'?

q. 3. which opposition aspect of jupiter and uranus produces headlong fall in prices of shares and other commodities?

q. 4. between which zodiacal signs does the trine aspect between jupiter and uranus produce bullishness i.e teji in shares and commodities for the whole year?

lesson xxii

effects of aspects between saturn and other planets on prices

saturn and uranus

note: saturn and uranus are very slow-moving ponderous planets. their aspects last for several months sometimes. therefore they indicate very long bullish and bearish lines in all commodities.

conjunction (\circ) orb 6 degrees.

*** (a) in aries, leo, libra and aquarius, prices of cotton, shares and all commodities, including bullion, fall sharply. a strong wave of bearishness (mandi) sweeps all speculative markets for about 7 to 8 months.

** (b) in cancer, scorpio, sagittarius and pisces, prices of cotton, shares and all commodities rise well with severe reactions when they are within the orb of 1°. in cancer, galloping bullishness in prices of all commodities, including bullion, materialises.

(c) in gemini, there are upsets in prices of all commodities.

(d) in virgo and capricorn, prices of all commodities rule steady with trend definitely lower.

parallel (P)

it lasts not for some months but for about [two?] years. it produces many fluctuations both ways.

semi-square (a) orb 1 degree.

prices of cotton and other commodities fall.

sextile (*)

(a) when saturn makes sextile aspect with uranus in the clockwise direction, i.e. saturn scorpio 10° and uranus virgo 10°, it is not an important sextile aspect of saturn. therefore orb of 2° should be taken. prices of all commodities rule steady on the whole.

** (b) when saturn makes sextile aspect with uranus in anti-clockwise direction, e.g. saturn cancer 10° and uranus virgo 10°, it is an important sextile aspect of saturn. therefore orb of 5° should be taken. once they come within the orb, this sextile aspect between them lasts for months and months together. prices of shares, cotton, jutes and all commodities indicate a long bullish line with good reactions when they receive unfavourable aspects like square etc. of other planets.

square (□)

(a) when saturn makes square aspect with uranus in anti-clockwise direction, i.e. saturn aquarius 15° and uranus taurus 15°, it is not an important square aspect of saturn. therefore orb of 2° should be taken. prices fall gradually and slowly. when they receive unfavorable aspect i.e. square etc. from other planets, the fall is quicker, and when they receive favourable aspects from other planets i.e. sextile, trine etc. the fall is arrested.

** (b) when uranus is in the clockwise direction of saturn i.e. uranus virgo 10° and saturn sagittarius 10°, it is a very important square aspect of saturn. therefore orb of 5° should be taken. once they come within orb, the effects last for over one year. prices of all commodities fall and it forms a distinct line of bearishness. when they receive unfavorable aspects of other planets e.g. square etc., the fall in prices is quicker. but when they receive favorable aspects, like trine, of other planets, the fall is arrested; but this square aspect indicates a long bearish line in all commodities.

trine (△) orb 2 degrees.

prices of cotton, shares and all commodities rule steady and appreciate specially when the trine aspect proceeds from cancer, scorpio and pisces.

opposition (♂) orb 6 degrees.

note: this opposition is a rare phenomenon. it occurs every 40th or 50th year. once they come within orb, the effects last for months and months together.

** (a) from aries to libra and vice-versa, prices of all commodities, including bullion, fall very heavily.

(b) from taurus to scorpio and vice-versa, prices cotton and all commodities should fluctuate heavily both ways.

(c) from gemini to sagittarius and vice-versa, prices of all commodities, including bullion, should meet with many upsets.

(d) from cancer to capricorn and vice-versa, prices of all commodities, including bullion, should rise somewhat with many severe reactions.

** (e) from leo to aquarius and vice-versa, prices of all commodities, including bullion, fall.

(f) from virgo to pisces and vice-versa, prices of all commodities, except bullion, should rise somewhat with severe falls.

saturn and neptune

conjunction (⋈) orb 6 degrees.

their conjunction took place in libra in 1952. a wave of bearishness (mandi) overtook shares, cotton and all markets. again their conjunction will take place after about 27 years from today in capricorn. then prices should fall somewhat.

parallel (P)

fall in prices of all commodities. it lasts for over a year.

sextile (✳)

(a) when neptune is in clockwise direction of saturn e.g. neptune scorpio 10° and saturn capricorn 10°, it is not an important sextile aspect of saturn. therefore orb of 2° should be taken. prices rule steady specially of cotton.

** (b) when neptune is in anti-clockwise direction of saturn and makes sextile aspect with it, e.g. neptune scorpio 10° and saturn virgo 10°, it is an important sextile aspect of saturn. therefore orb of 4° should be taken. prices of all commodities specially cotton appreciate.

square (□)

(a) when neptune is in anti-clockwise direction of saturn and saturn makes square aspect with it, i.e. saturn aquarius 10° and neptune taurus 10°, it is not an important square aspect of saturn. therefore orb of 2° should be taken. prices of all commodities specially cotton should fall somewhat.

** (b) when neptune is in clockwise direction of saturn and saturn makes square aspect with it, i.e. saturn aquarius 15° and neptune scorpio 15°, it is a powerful square aspect of saturn. therefore orb of 4° to 5° should be taken. prices of all commodities specially cotton fall. the fall in prices is great when they receive unfavorable aspects of other planets.

trine (△) orb 2 degrees.

prices of cotton, shares and other commodities rise. specially when the aspect is between scorpio, cancer and pisces.

opposition (♂) orb 6 degrees.

(a) when saturn is in taurus and neptune in scorpio, prices of cotton, shares and all commodities, except bullion, rise at first but fall again badly.

(b) from gemini to sagittarius, prices of all things, specially cotton, meet with many upsets.

saturn and rahu

note: they are slow-moving planets, therefore their aspects indicate a long bullish and bearish line.

conjunction (♂) orb 6 degrees.

** (a) In aries, leo, libra and aquarius, sensational fall in values of cotton, shares and all commodities is a certainty. the fall in prices is frightful when they come closer to each other in the longitudinal degree.

(b) in gemini, prices of all commodities encounter many upsets with trend definitely lower.

** (c) In cancer, prices of cotton, shares, bullion and all commodities maintain a high level throughout that year and a half with good many reactions. when they are close to each other in the longitudinal degree, there is a sudden fall in values temporarily followed by a very severe bullish (teji) wave in bullion, shares and all commodities. therefore whenever saturn and rahu make a conjunction in cancer, it is always paying to be on the bullish side in all commodities including bullion. the prices reach dizzy heights.

** (d) in scorpio and pisces, this conjunction should inflate prices of all commodities with good reactions.

(c) in virgo and capricorn, prices of all commodities should fall. during their conjunction in virgo and capricorn, if jupiter is either in pisces or in cancer opposing them respectively, the effect on prices of all commodities is contrary, i.e. prices should rise.

semi-square (∟) orb 1 degree.

prices of cotton, shares and other commodities fall.

sextile (*)

(a) when saturn is in anti-clockwise direction of rahu and makes sextile aspect with it, e.g. saturn aquarius 15° and rahu sagittarius 15°, it is not an important sextile aspect of saturn. therefore orb of 2° should be taken. prices of all commodities should rule steady and rise somewhat.

** (b) when saturn is in clockwise direction of rahu and makes sextile aspect with it, i.e. rahu taurus 10° and saturn pisces 10°, it is an important sextile aspect of saturn. the orb of 5° to 6° should be taken. because

they are slow-moving planets and once they come within the orb, the effect lasts for 4 to 5 months. prices of shares, cotton and all commodities, including bullion, rise.

square (□)

(a) when rahu is in anti-clockwise direction of saturn and there is square aspect between them, i.e. saturn aquarius 12° and rahu taurus 12°, it is not an important square aspect of saturn. therefore orb of 2° should be taken. prices of all commodities should fall.

** (b) when rahu is in the clockwise direction of saturn and saturn makes square aspect with it, e.g. saturn aries 15° and rahu capricorn 15°, it is a very important square aspect of saturn. therefore orb of 5° should be taken. prices of shares, cotton and all commodities fall nicely. once they come within the orb, their effects last for 5 to 6 months. when they get unfavourable aspects, like square, opposition etc. of other planets, the fall in prices is sharp.

trine (△) orb 2 degrees.

(a) prices of cotton, shares and all commodities rule steady if the trine aspect proceeds from cancer, scorpio and pisces.

(b) prices of bullion fall in the applying state, but rise when the aspect is exact and when it separates.

opposition (♂) orb 6 degrees.

** (a) from aries to libra and vice-versa, prices of cotton, shares and all commodities, except bullion, fall. when the aspect is close in longitudinal degree, all commodity markets witness sensational fall in values.

(b) from taurus to scorpio and vice-versa, prices of cotton and shares and all commodities rise for a short time followed by a good fall.

(c) from gemini to sagittarius and vice-versa, prices of all commodities, including bullion, encounter heavy upsets.

* (d) from cancer to capricorn and vice-versa, prices of all commodities rise with good reactions.

** (e) from leo to aquarius and vice-versa, prices of all commodities fall. when this aspect is close and gets unfavorable aspects of other planets, there is panic in all speculative markets, like one witnessed during october and november 1962 in india.

(f) from virgo to pisces and vice-versa, prices of all commodities, except bullion, encounter good rise at first followed by good fall.

test questions

q. 1. what is the effect of the conjunction of saturn and neptune in libra?

q. 2. what is the effect of the conjunction of saturn and rahu in aries and leo on prices of shares and commodities?

q. 3. what is the effect of the square aspect of saturn and uranus on prices of shares and commodities?

q. 4. when rahu is in the 10th house from saturn, what is the effect on prices?

q. 5. what is the effect of the conjunction of saturn and rahu in cancer on prices of shares and other commodities?

q. 6. what is the effect of the opposition aspect between rahu and saturn from aries to libra on prices of shares and commodities like cotton etc.?

lesson xxiii

effects of uranus with neptune on prices

there will be no special aspect between uranus and neptune during the next 15 years, therefore their effects are not considered.

pluto

pluto lives for 30 years in each zodiacal sign. it has been discovered very recently and therefore its effects on prices are not adequately known. therefore its consideration is omitted.

lesson xxiv

effects of the planets transiting sensitive points on the trend of prices of commodities

note: (a) ephemeris by raphael is the only book wanted for reference. the following rules have been tried, checked and have yielded good results.

(b) if you intelligently and judiciously use these rules, you will mint cheap money in speculation.

rules

* (1) when the sun transits 0° to 13° cancer, prices of all commodities rise.

** (2) when mars transits 0° to 13° cancer, prices of grains rise. if both mars and the sun accidentally transit 0° to 13° cancer at the same time, expect good rise in prices of all commodities for those days. when mars transits 26° cancer to 9° leo, expect rise in prices of cotton and bullion.

** (3) when either mercury or venus or mars transits 10° to 23° leo, prices of cotton, oil seeds and all commodities decline. if any two of them transit 10° to 23° leo at the same time, expect a good fall in prices. if all three happen to transit 10° to 23° leo at the same time, severe fall in prices is foreshadowed.

(4) when saturn transits 26° scorpio to 10° sagittarius and if unfortunately jupiter transits 10° to 23° sagittarius during that time, world war will break out and prices of all commodities rise.

* (5) when saturn transits 23° sagittarius to 6° capricorn, mercury 0° to 13° scorpio and the moon 23° leo to 6° virgo, prices of all commodities rise. if there is a combination of the above two at one time, a good rise in prices is expected; if all three combinations take place at the same time, a very good rise in prices is witnessed during the time the combination lasts.

*** (6) when mars and saturn transit 16° to 30° aquarius at one time, famine prices of cotton, grains and oil seeds will reign due to failure of monsoon.

** (7) when jupiter transits 0° to 13° pisces and during that time mars transits 16° to 30° libra, prices of all commodities rise sharply.

*** (8) when the sun, mercury and venus transit either taurus or cancer or scorpio or sagittarius or pisces at the same time, prices of shares, cotton, jute, oil seeds etc. rise.

** (9) when mars transits 23° leo to 6° virgo, venus 16° to 30° libra and saturn 3° to 16° gemini at the same time, expect good rise in prices of grains, cotton and oil seeds.

*** (10) when the sun, mars and venus are in scorpio, pisces and cancer at one time, prices of linseed, castor seeds, mustard seed, cotton seed, groundnuts, toria, butter, and b. twills rise nicely.

(11) when venus transits: (i) 20° taurus to 16° gemini, (ii) 10° to 23° leo and (iii) 0° to 13° scorpio, prices of cotton fall.

** (12) when saturn transits 3° to 16° gemini, prices of cloth rise well.

** (13) when saturn transits 0° to 13° cancer, prices of all commodities rise well.

** (14) when saturn transits: (i) 6° to 20° virgo, (ii) 16° to 30° libra and (iii) 0° to 13° scorpio, it causes collapse in prices of commodities specially grains, cotton, oil seeds and b. twills.

** (15) when jupiter retrogrades between 23° leo and 6° virgo, it causes slump in prices of cotton.

*** (16) when sun enters the new zodiacal sign and runs between 0° and 0° 58' longitude, and if at that time moon is in the opposite zodiacal sign, i.e. sun taurus 0° 20' and moon scorpio 5°, prices of cotton, grains, oil seeds rise for 3 to 4 months. this rule does not affect the share market.

*** (17) when sun enters new zodiacal sign and runs between 0° and 0° 58' longitude and on that day if moon is totally dark (umavasya day), i.e. new moon's day during any year, that year will be attended with great rise in prices of all consumers goods. this rule also does not affect the share market.

part v

forecasting prices according to indian astrology

note: this whole part of the book is treated in form of questions and answers, so that you should understand it with ease.

dear readers,

I have tried to explain rules of commercial astrology, according to western longitudes of planets, to the best of my ability. you have only to study them to take the full advantage of them.

2. in part v, I am treating the same subject according to indian astrology. every indian generally knows the use of hindi or urdu pancanga (ephemeris) or ephemeris by shri n.c. lahiri of calcutta. if any indian does not know how to make use of the indian pancanga, he must take active help of a local astrologer to be an adept in using the ephemeris correctly.

3. to non-indians like americans, englishmen, the whole portion of indian commercial astrology will appear very difficult to understand and follow. every word in it will appear to them greek. therefore they should not bother themselves about this part of the book. but if in their countries, they can get active help of any indian astrologer to help them to understand the use of the indian pancanga, they should embrace the opportunity and learn it. this portion of the book contains great truths of sages of ancient india and if against any rule two or three asterisk marks (** or ***) are given, they should be considered of ~~een~~ 100 percent correctness.

4. you are requested to study this portion very carefully and take the fullest advantage of it.

5. in this part the word sankrat is used. it means that the sun has entered the new zodiacal sign and is running between 0 degree and 0 degree 58 minutes longitude. it should be taken according to raphael's ephemeris.

6. in the question of constellations (nakshatras) and their rulers, i have purposely given the zodiacal degrees of each constellation according to raphael's ephemeris. mere look into the longitude of the planet in raphael's ephemeris will tell you at a glance the constellation (nakshatras) in which the planet is. once again i repeat with all emphasis that all longitudes of the planets and constellations are taken according to western astrology, i.e. according to raphael's ephemeris and not according to indian astrology. kindly take care of that.

t. g. butaney.

q. 1. *how many planets are there? name them.*

a. there are 9 planets: (1) the sun, (2) the moon, (3) mercury, (4) venus, (5) mars, (6) jupiter, (7) saturn, (8) rahu (moon's north node), (9) ketu (moon's south node). indian astrology does not take into account uranus, neptune and pluto.

q. 2. *name the zodiacal signs along with their symbols and english equivalents.*

a. there are 12 zodiacal signs known as rasis. each rasi or sign contains 30°. further read on page 29 in lesson ii.

q. 3. *what is the relationship existing between various planets?*

a. uranus, neptune and pluto were not known to the ancients. indian astrologers have established a relationship between the planets known to them and it is reproduced for the benefit of the readers.

planet	its friends	its enemies	its neutrals
sun	moon, mars, jupiter	saturn, venus	mercury
moon	sun	-	venus, mars, jupiter, saturn
mercury	sun, venus	moon	mars, jupiter, saturn
venus	mercury, saturn	sun, moon, mars	jupiter
mars	sun, moon, jupiter	mercury	venus, saturn
jupiter	moon, sun, mars	mercury, venus	saturn
saturn	venus, mercury	moon, sun, mars	jupiter

planet	friends	enemies	neutrals
	  	 	
		-	   
	 		  
	 	  	
	  		 
	  	 	
	 	  	

from the above relationship between the planets, two outstanding facts strike us: (1) **sun**, **moon**, **jupiter** and **mars** form one companionship. (2) **mercury**, **venus** and **saturn** form another companionship.

q. 4. *how many constellations are there?*

a there are 27 constellations. each constellation nakshatra covers $360^\circ / 27 = 13^\circ 20'$ of the zodiac.

b. i am giving below the names of naksataras (constellations) along with the zodiacal degrees according to sayana system and their rulers.

c. from the longitudes of the planets as given in raphael's ephemeris, you will easily know the nakshatra at a glance.

no.	name	zodiacal degrees	ruler
1	asvini	23-20 ari – 06-40 tau	ketu
2	bharani	06-40 tau – 20-00 tau	venus
3	krttika	20-00 tau – 03-20 gem	sun
4	rohini	03-20 gem – 16-40 gem	moon
5	mrgasirsa	16-40 gem – 30-00 gem	mars
6	ardra	00-00 can – 13-20 can	rahu
7	punarvasu	13-20 can – 26-40 can	jupiter
8	pusya	26-40 can – 10-00 leo	saturn
9	aslesa	10-00 leo – 23-20 leo	mercury
10	magha	23-20 leo – 06-40 vir	ketu
11	purva phalguni	06-40 vir – 20-00 vir	venus
12	uttara phalguni	20-00 vir – 03-20 lib	sun
13	hasta	03-20 lib – 16-40 lib	moon
14	citra	16-40 lib – 30-00 lib	mars
15	svati	00-00 sco – 13-20 sco	rahu
16	visakha	13-20 sco – 26-40 sco	jupiter
17	anuradha	26-40 sco – 10-00 sag	saturn
18	jyesta	10-00 sag – 23-20 sag	mercury
19	mula	23-20 sag – 06-40 cap	ketu
20	purva asadha	06-40 cap – 20-00 cap	venus
21	uttara asadha	20-00 cap – 03-20 aqu	sun
22	sravana	03-20 aqu – 16-40 aqu	moon
23	dhanistha	16-40 aqu – 30-00 aqu	mars
24	satabhisak	00-00 pis – 13-20 pis	rahu
25	purva bhadra	13-20 pis – 26-40 pis	jupiter
26	uttara bhadra	26-40 pis – 10-00 ari	saturn
27	revati	10-00 ari – 23-20 ari	mercury

[editor's note: what above is done, is calculating nakshatra positions with ayanamsa, in this case 23° 20' from the beginning of the zodiac, which is calculated without ayanamsa. this resonates with my (editor) knowledge, but i use different ayanamsa for nakshatras calculation. this is becoming more and more popular (as it makes sense and gives good results), and is known as 'mixed zodiac'.]

q. 5. *how many yogas are there?*

a. there are 27 yogas. in every hindi or urdu pancangaa of the year, they are given. they are:

(1)	ayusman	(2)	sobha	(3)	shobhana
(4)	ayuganda	(5)	sukraman	(6)	dahara
(7)	shoola	(8)	ganda	(9)	broha
(10)	daharava	(11)	viyaghata	(12)	harkana
(13)	bajara	(14)	sata	(15)	viripata
(16)	varhana	(17)	pragha	(18)	shaha
(19)	sadaha	(20)	savaha	(21)	shubha
(22)	shakala	(23)	brahma	(24)	enthera
(25)	bedaharta	(26)	vishkumbha	(27)	prita

q. 6. *what is a tithi? how many tithies are there?*

a. tithi is the distance of the moon from the sun. the day, on which the conjunction of the sun and the moon takes place, is called umavas. as soon as the conjunction of the sun and the moon is over, begins the 1st tithi or parva. there are in all 15 tithis and they find a place in every hindi and urdu pancanga. from next day of umavas begin the tithis:

1 st	purva	2 nd	dvaja or bija	3 rd	tija
4 th	choutha	5 th	panjama	6 th	chattama
7 th	satama	8 th	ashtami	9 th	nomi
10 th	dasami	11 th	ekadasi	12 th	dvadasi
13 th	triodasi	14 th	chaturdasi	15 th	purnima (full moon)

full moon or purnima tithi is on the day when the sun and the moon make opposition. *from umarvasya to purnima are the tithis of sukhla paksha or sudhi or the bright half* of the month when the moon is waxing.

after purnima (full moon), the moon begins to wane and then begin the tithis of the dark half of the month. *they are tithis of krishna paksha or badi*. the names of the tithis are the same as given above except the last tithi, which is called umavasya, when the sun and the moon make a conjunction and there is absolute darkness.

q. 7. *how many months are there? name them.*

a. indians take into account lunar months. every month begins from the next day on which the moon is visible for the first time after umavasya. each month consists of $29 \frac{1}{2}$ days: therefore in a year there are $29 \frac{1}{2} \times 12 = 354$ days. the solar year consists of $365 \frac{1}{4}$ days. the deficit of nearly 10 or 12 days every year is made up by indians by an addition of one month every three years, it is called "adhika month". the names of the lunar months are:

(1)	cheta	(2)	visakha	(3)	jetha	(4)	akhara
(5)	shravana	(6)	badaha	(7)	asuja	(8)	kartika
(9)	maghar or nahiri	(10)	pusha	(11)	mangha	(12)	phaguna

every third year the adhika month bears the same name of one of the months. during that year there are two months of the same name.

q. 8. *how do indian astrologers count months?*

a. as soon as purnima i.e. the full moon day is over, begins the badi part or krishna paksha or the dark half of the next month. suppose you see in the pancanga that in cheta, purnima takes place on 15th april. after cheta is the month of visakha. from 16th april begins visakha badi parva. from 16th april to 29th april is the badi or krishna paksha part of visakha. after the umavas day will begin the visakha sudhi or shukla paksha part of the visakha month. in this way the months and their badi and shudhi periods are counted.

q. 9. *what will you find in the hindi or urdu pancangaa?*

a. in every hindi or urdu pancanga you will find (1) month, (2) days, (3) tithis, (4) yogas, and (5) names of the constellations or naksatras through which the moon transits along with time. you will also find when the planets change the zodiacal signs, when the different planets become combust (asat or set) and become free of combustion (udaya or rise). special mention is made of the day on which the sun enters the new zodiacal sign, it is called the *sankrat* day. all the above facts are given along with time in terms of gharries or ghattis and pals. one ghatti = 24 minutes. it means $2\frac{1}{2}$ ghattis = 1 hour. the time of the sunrise is also given in the pancanga. therefore if you know the time of sunrise. you can easily calculate the time when the new constellation or naksatra or tithi etc. begins. (60 ghatti = 24 hours; 60 palas = 1 ghatti).

q. 10. *how will you determine the vikram year from the a.d. year?*

a. the indian year begins with shudhi parva of cheta. if you add 57 years to the a.d. year, you get the vikram year i.e. $1943 \text{ a.d.} + 57 = 2000^{\text{th}}$ year of vikram. the a.d. year begins from 1st january, but the vikram year begins from the shudhi parva of chet, which generally falls on 4th or 5th april.

q. 11. *how will you determine beforehand what kind of year we will have?*

a. i am giving you below some yogas (rules), carefully culled out from the sacred books of the indians. if the majority of the yogas materialise, the effect should be judged accordingly. if the majority of the yogas show happiness, take it for certain that it will be a happy and nice year with falling prices; but if the majority of the yogas indicate unhappiness and trouble, high prices of commodities will rule during the year.

yogas or rules:

1. multiply the vikrama year by 2 and deduct 3 from the product. divide the remainder by 7. if the remainders are 2 and 5, it will be a happy year; if 1 and 4 are the remainders, prices of grains will rise; if 3 and 6 are the remainders, average prices of grains will be maintained; if the remainder is zero (0), famine prices will reign, i.e. from 4th april 1943 to 1st april 1944 was the 2000th vikrama year. $(2000 \times 2) - 3 = 3997$; $3997 / 7 = 571$ and remainder is 0.

2. if (a) on visakha shudhi tij, the moon transits rohini naksatra, (b) on the sravana shudhi purnima the moon transits sravana naksatra, and (c) on pusha badi umavasya the moon transits mula naksatra, that year will be attendant with happiness and prices of all commodities should fall. if the above yogas do not materialise, prices of all commodities should rule high.

3. if a) on cheta shudhi parva, the moon transits revati naksatra, (b) on visakha shudhi parva the moon transits bharani naksatra, (c) on jetha shudhi parva the moon transits mrgasirsa naksatra, (d) on akhara shudhi parva, the moon transits punarvasu naksatra, that year will prove an excellent one with low prices of all commodities.

* 4. if on the savana badi ekadashi, the moon transits rohini naksatra, crops should flourish and prices of grains would fall.

** 5. if posha badi parva falls on wednesday, and the moon transits jyesta naksatra, all grains should sell dear during the year.

6. if on posha badi umavasya, the moon transits mula nakshatra, prices of grains and cotton will fall; if the moon transits purvaasadha, prices of grains and cotton will rise; if the moon transits uttaraasadha nakshatra, famine prices of all commodities will prevail.

7. if in akhara shudhi mercury is not combust (i.e. udaya or rising) and in sravana month venus is combust (asat or setting), prices of grains will rule high during the year.

*** 8². if you see in the pancanga that the sun makes sankrat according to raphael's ephemeris (i.e. enters any zodiacal sign) on umavasya day during any year, prices of all commodities will rise considerably. it is called 'khapara' yoga.

*** 9. if according to raphael's ephemeris one sankrat falls on saturday, the second sankrat falls on sunday, and the third sankrat falls on tuesday in succession without break during any year, it behoves a very bad year with prices of all commodities ruling very high. it is also known 'khapara' yoga.

*** 10. if according to raphael's ephemeris at the time of the sankrat the moon is in the 7th house from the sun, prices of grains will rule dear for 4 to 5 months, e.g. when the sun enters aries i.e. makes mesa sankrat and the moon is in libra and vice-versa; when the sun enters taurus and the moon is in scorpio and vice-versa; and so on in cases of all sankrats.

11. if on cheta badi panchami, the moon transits hasta nakshatra, it will prove a good year i.e. prices of commodities will fall.

12. if cheta badi panchami falls on tuesday or wednesday, wheat, ghee and rice will sell dear. but if on this day mars is retrograding, the above result is a certainty.

13. if cheta shudhi dasami falls on saturday, and the moon transits magha nakshatra, rainfall will be nice and prices of grains will fall.

14. if visakha badi triodashi falls either on thursday or friday, prices of grains should fall.

15. on the visakha badi umavasya, if the moon transits revati nakshatra, there will be happiness; if the moon transits rohini nakshatra, there will be unhappiness; if the moon transits asvini nakshatra, normal prices will prevail; if the moon transits bharani nakshatra, there will be epidemics; and if the moon transits krttika nakshatra, monsoon will fail.

16. on the visakha shudhi tij if the moon transits rohini nakshatra, prices of all commodities will fall; if the moon transits krttika nakshatra, normal prices will prevail; and if the moon transits mrgashira nakshatra, famine prices will prevail.

17. if jetha badi parva falls either on tuesday or monday or friday, it behoves good monsoon; but if it falls on saturday, monsoon will fail.

18. if the moon transits ardra nakshatra on jetha, badi umavasya, punarvasu nakshatra on jetha shudhi parva, and pusya nakshatra on jetha shudhi bij, take it for certain that monsoon will fail and prices of grains will rise.

19. if akhara badi chattam falls on sunday, wheat will rule dear for four months.

20. on sravana badi ekadashi, if the moon transits krttika nakshatra, normal prices of commodities will prevail during that year; if the moon transits rohini, it speaks of happiness and low prices during the year; and if she transits mrgashira nakshatra, famine prices will reign.

*** 21. if on sravana shudhi purnima there is lunar eclipse, prices of ghee, seeds and grains will rise.

** 22. if asuj badi pancami falls on sunday, prices of oil seeds and ghee will rise till mangha badi umavasya day.

² These six rules, No. 8, 9, 10, 21, 23 and 26 with three asterisk marks, should be followed blindly, because they are of 100 percent correctness. These rules do not affect the share market.

*** 23. if on kartik badi umavasya, it is either saturday or sunday or tuesday and on that day there is ayushman yoga and the moon transits svati nakshatra on that day, there will be terrible famine for six months and there will be hectic rise in prices of all commodities, specially cotton.

note: on this day falls the divali holiday of hindus. it is rare that the combination of all the three above yogas comes off. but whenever such a combination of all three yogas occurs, it indicates a very strong bullish period for six months specially in cotton, grains etc.

** 24. if during magha or nahiri month badi ekadasi falls on sunday, cotton and yarn should be bought because within next four months there will be good appreciation in prices.

25. on the posha badi umavasya day, if the moon transits jyesta nakshatra, all grains will rule dear; if she transits mula nakshatra, prices of grains will fall; if she transits purva asadha, prices of grains will rise; if she transits uttara asadha, famine prices will prevail.

*** 26. if there are 13 tithis in any paksha of the month in any year, prices of cotton and grains will rule very dear during that year. this is also 'khopara' yoga.

q. 12. *how will you determine whether we will have good monsoon or not?*

a. i give a few of the many rules governing rainfall:

(1) whenever a malefic planet is direct and at that time a benefic planet is retrograde, there will be good rainfall.

(2) whenever saturn is retrograde and at that time jupiter is direct, there will be deficient rainfall.

(3) whenever venus is before the sun, there will be good rainfall.

(4) when mercury and venus are together before the sun, there will be good and beneficial rainfall.

(5) whenever mars and saturn are together in one zodiacal sign and no benefic planet aspects them, monsoon will fail.

(6) when either mercury and venus, or mercury and jupiter, or venus and jupiter are together, there will be good rainfall.

(7) during the monsoon season, if the sun intervenes mercury and venus, it speaks of little rainfall during that period.

(8) if the sun is before mercury and venus, the rainfall will be unevenly distributed i.e. excessive in some places and deficient in the other places.

(9) if cheta shudhi dasami falls on saturday and the moon transits Imagha nakshatra, rainfall will be nice and prices of grains will fall.

(10) on the visakha badi umavasya, if the moon transits krttika nakshatra, monsoon will fail.

(11) if jetha badi parva falls either on thursday or monday or friday, it behoves good monsoon; but if it falls on saturday. monsoon will fail.

(12) if the moon transits ardra nakshatra on jetha badi umavasya, punarvasu nakshatra on jetha shudhi parva and pushya nakshatra on jetha shudhi bij, take it for certain that monsoon will fail and prices of grains will rise.

nakshatra theory of rainfall

subject to the above twelve rules, i give you the 'nakshatra theory of rainfall', which is so simple, so beautiful and so nice that it does not require much effort to know whether we will have good rainfall or not. *the meteorological departments of various governments in the world would do well to study the astrological aspect of this question and test its correctness.*

the nakshatras are divided into following divisions:

(1) asvini, bharani, krttika, rohini, svati, visakha, anurada and jyesta are **waterless** nakshatras. when the majority of the planets transit the above nakshatras, there is no rainfall.

(2) mrgashira, citra, mula and revati are **hot and waterless** nakshatras. when the majority of the planets transit the above nakshatras, there is much heat and there is no rainfall.

(3) ardra, hasta, purva asadha and uttara bhadra are **neither waterless nor watery** nakshatras. when the majority of the planets transit the above nakshatras, there is little rainfall.

(4) punarvasu, pushya, purva phalguni, uttara phalguni, purva bhadra, satavhisak are **watery** nakshatras. when the majority of planets transit these nakshatras, there will be good and beneficial rainfall.

(5) aslesa, magha, shraavana and dhanistha are nakshatras **full of water**. when the majority of the planets transit these nakshatras, there is much rainfall and floods are likely.

n.b. the theory of rainfall, based on the nakshatra system, is the best and the simplest theory.

q. 13. *what are the effects of the planets transiting various nakshatras on the prices of commodities?*

a. **rules:**

(1) when the sun transits ardra nakshatra, play the part of a bull in cotton, shares, oil seeds and b. twills.

* (2) when mars transits rohini, ardra, citra, visakha, purva bhadra and uttara bhadra nakshatras, prices of grains, cotton and cloth rise.

(3) when mars transits mrgashira, anuradha, satavhisak and revati nakshatras, prices of cotton and grains fall.

* (4) when mercury transits rohini nakshatra, prices of cotton rise.

(5) when mercury transits mrgashira, punarvasu, aslesa, purva phalguni, hasta, anuradha, mula and purva bhadra nakshatras, prices of grains fall.

(6) when jupiter transits punarvasu, pushya, purva bhadra and uttara bhadra nakshatras, prices of commodities rise.

* (7) when venus transits bharani, mrgashira, citra and pushya nakshatras, it causes rise in prices of grains and cotton.

(8) when venus transits krttika, rohini, aslesa and svati nakshatras, prices of grains and cotton fall.

** (9) when saturn transits krttika nakshatra, prices of gold, silver and wood rise.

** (10) when saturn transits rohini nakshatra, prices of all kind of cloth rise, and when it transits ardra and aslesa nakshatras, prices of all commodities rise.

** (12) when saturn transits purva phalguni, citra and svati nakshatras, there is severe collapse in prices of cotton, grains, oil seeds, b. twills and shares. those years will make you a millionaire if you speculate on the bearish (mandi) side.

q. 14. *when is a planet said to be combust?*

a. when a planet comes within the rays of the sun, it is said to be *combust*. it is also said to be *asat* or *setting*. the exact degrees in distance are given when treating of the effects of the moon 12°; mercury 13°; venus 8°; mars 17°; jupiter 11° and saturn 15°.

q. 15. *when is a planet said to be free of combustion?*

a. when the sun, after making a conjunction with the planet, is away from the planet and when the planet is seen with the naked eye, it is said to be *free of combustion* or *udaya* or *rising*. the exact distance in degrees is given as follows: moon 12°, mercury 13°, venus 3°, mars 17°, jupiter 11° and saturn 15°.

q. 16. *what is the effect of the setting and the rising of the planets in various zodiacal signs on the prices of commodities?*

note: you will find the setting and rising of the planets in the indian ephemeris by lahiri. the setting and rising of the planet has great effect on the prices of commodities. only those rules which have been tested are given below. the zodiacal signs should be taken according to sayana system.

a. rules:

(1) when in akhara shudhi, mercury is udaya and in sravana month, venus is asat or combust, prices of grains rise.

(2) mars combust in virgo, libra and pisces, inflates prices of wheat and grains in general.

(3) when mars is combust in scorpio, prices of commodities fall.

(4) when mercury is combust in virgo, prices of grains and other commodities rise.

(5) when jupiter is combust in taurus, prices of all commodities rise.

(6) when jupiter is free of combustion or udaya or rising in aries or scorpio, prices of grains rise.

(7) when jupiter is udaya in leo, prices of grains and cotton fall.

(8) when venus is combust in the month of cheta, prices of grains rise.

(9) when venus is combust in taurus, scorpio and sagittarius. prices of all commodities rise.

(10) when venus is udaya or rises in aries, scorpio and capricorn, prices of all commodities rise.

(11) when venus is udaya in taurus, gemini, libra and pisces, prices of all commodities fall.

(12) when saturn is combust in aries, gemini, cancer and virgo, prices of grains and cotton rise.

(13) when saturn is combust in libra and sagittarius, prices of grains and cotton fall.

(14) when saturn is udaya in aries and gemini, prices of grains fall; but when it is udaya in taurus, libra, scorpio, sagittarius, aries and pisces, prices of grains rise.

q. 17. *when jupiter and saturn retrograde, what is the effect on prices of commodities?*

n.b. the zodiacal signs should be taken according to sayana system.

a. rules:

(1) when jupiter retrogrades in taurus. prices of silver, gold, metals and grains rise.

(2) when jupiter retrogrades in cancer, famine prices will reign but specially prices of cotton will rise well.

(3) when jupiter retrogrades in leo, prices of grains and cotton fall.

(4) when jupiter retrogrades in libra, scorpio and pisces, prices of cotton and oil seeds will rise well.

(5) when jupiter retrogrades in sagittarius, capricorn and aquarius, prices of grains and cotton fall.

(6) when saturn retrogrades in taurus, gemini, sagittarius and pisces, prices of all commodities rise.

(7) when jupiter retrogrades and saturn is in its own house, prices of all commodities rise.

q. 18. *what is the effect of the combinations of the planets in the planetary cabinet on the prices of commodities?*

note: the following combinations in the planetary cabinet yield good results. ephemeris by raphael is the book of reference wanted.

a. rules:

(1) of mars and saturn, if one is in taurus and other is in cancer and rahu is in gemini, prices of all commodities, including rice, rise.

(2) when venus and saturn, both are combust in the same zodiacal sign, it indicates disturbed conditions in india.

(3) when the sun and mars transit jyestha nakshatra, all grains will sell dear for a month and then prices decline.

** (4) when mercury, venus and mars transit aslesa nakshatra, prices of commodities fall. if two of them transit aslesa at one time, the fall in prices is greater. if all three of them transit aslesa at one time, the fall in prices of commodities is very pronounced.

*** (5) when saturn transits anurada nakshatra and during that year if jupiter transits jyestha nakshatra, world war is sure to break out and prices of all commodities rise. it foreshadows severe disturbances and unhappy conditions in india specially.

(6) when saturn transits mula nakshatra, mercury transits svati nakshatra and the moon transits magha nakshatra, prices of grains rise.

** (7) whenever any malefic planet transits sravana nakshatra, prices of grains rise.

** (8) when saturn and mars transit dhanistha nakshatra at the same time, famine prices of all commodities prevail.

(9) when jupiter transits satabhisak nakshatra and at that time mars transits citra nakshatra, prices of all commodities rise.

** (10) when the sun and mars transit ardra nakshatra at the same time, prices of all commodities rise well.

* (11) when mars transits magha nakshatra, venus transits citra nakshatra at one time, prices of all commodities rise well.

** (12) when rahu and venus transit pisces at the same time, severe famine will overtake the land without fail.

(13) when rahu and saturn transit cancer at the same time, prices of commodities rise.

** (14) when mars, saturn and rahu transit either cancer or sagittarius or pisces at the same time, a severe famine breaks out and prices of all commodities rise.

** (15) when the moon, mars and venus transit pisces at the same time, prices of all commodities shoot up.

** (16) whenever venus transits leo, mars transits libra and jupiter transits cancer at one time, all commodities will sell very dear.

*** (17) when saturn transits pisces and at that time jupiter transits cancer and mars transits libra, expect a hectic rise in prices.

(18) so long mars and rahu transit one nakshatra or transit one zodiacal sign, crops will be severely damaged.

*** (19) when the sun, mars and venus transit the same zodiacal sign specially scorpio, prices of oily things and oil seeds like toria, linseed, groundnuts cotton seeds and ghee will rise.

vedhas or aspect theory of the planets according to nakshatras (indian system)

n.b. the effects of the vedhas between various planets are great. therefore while considering the effects of the aspects between various planets on pages 80 to 183, special attention should be paid to this branch of financial astrology.

i have to request you with all earnestness to pay your full attention to it because it deserves great consideration.

W. N.	EAST	SUN	MON.	MAR.	RAH.	JUP.	SAT.	MEY.	EAST	S. N.
		KRL	ROH.	MRI.	ARD.	PUN.	PUS.	ASL		
NOR.										SOU
VEN.										KET
ASH.										MAG
REV.										VEN.
U.DH.										SUN
PUBH.										MON
SHT.										MAR
DHN.										RAH
NOR.										JUP
WES										SOU
MON										S. N.
SUN										
VEN.										
KET.										
MEY.										
SAT.										
ANU.										
JEST										
MUL.										
D.AS										
U.AS										
ABHI										
SHR.										

you know that there are 28 naksatras or constellations including abhijit. the names of naksatras are given on pages 192 & 193. on this page is given a chart of naksatras. they are given in order along with their rulers. the whole chart is divided into squares with lines in all directions showing how naksatras aspect one another. suppose saturn transits krttika nakshatra. on the right side of krttika is bharani nakshatra, on the left side is visakha nakshatra and vertically south is sravana nakshatra. when the planets transit bharani, visakha & sravana naksatras, they are aspected by saturn transiting krttika nakshatra. take another example of jupiter transiting jyesta nakshatra. jupiter transiting jyesta nakshatra, aspects the planets transiting svati on the right side, asvini on the left side and pusya nakshatra in the south. so each nakshatra aspects three naksatras: (1) on its right side, (2) on its left side, (3) vertically south. to make it easy for all to know of the vedhas at a glance, i give below the aspects of all naksatras separately beginning with asvini nakshatra:

1. aśvinī aspects jyeṣṭha, rohiṇī and pūrva phālgunī
2. bharaṇī aspects anurādhā, kṛttikā and maghā
3. kṛttikā aspects bharaṇī, viśākhā and śravaṇa
4. rohiṇī aspects aśvinī, svāti and abhijit
5. mṛgaśīrṣā aspects revatī, citrā & uttara aśāḍha
6. ārdṛā aspects uttara bhādra, hasta and pūrva aśāḍha
7. punarvasu aspects pūrva bhādra, uttara phālgunī & mūla
8. puṣya aspects śatabhiṣak, pūrva phālgunī and jyeṣṭha
9. aśleṣā aspects dhaniṣṭhā, maghā & anurādhā
10. maghā aspects aśleṣā, śravaṇa and bharaṇī
11. pūrva phālgunī aspects puṣya, abhijit and aśvinī
12. uttara phālgunī aspects punarvasu, uttara aśāḍha & revatī

13. hasta aspects ārdṛā, pūrva aṣāḍha and uttara bhādra
14. citrā aspects mṛgaśīrṣā, mūla & pūrva bhādra
15. svāti aspects rohiṇī, jyeṣṭha and śatabhiṣak
16. viśākhā aspects kṛttikā, ārdṛā & dhaniṣṭhā
17. anurādhā aspects viśākhā, bharaṇī & aśleṣā
18. jyeṣṭha aspects svāti, aśvinī and puṣya
19. mūla aspects citrā, revatī and punarvasu
20. pūrva aṣāḍha aspects hasta, uttara bhādra and ārdṛā
21. uttara aṣāḍha aspects uttara phālgunī, pūrva bhādra and mṛgaśīrṣā
22. abhijit aspects pūrva phālgunī, śatabhiṣak and rohiṇī
23. śravaṇa aspects maghā, dhaniṣṭhā and kṛttikā
24. dhaniṣṭhā aspects śravaṇa, aśleṣā & viśākhā
25. śatabhiṣak aspects abhijit, puṣya and svāti
26. pūrva bhādra aspects uttara aṣāḍha punarvasu and citrā
27. uttara bhādra aspects pūrva aṣāḍha, ārdṛā and hasta
28. revatī aspects mūla, mṛgaśīrṣā and uttara phālgunī

[editor's note: what is being described in this chapter is also known as *sarvatobhadra cakra (sbc)*.]

I give below a few points for you to bear in mind:

1. the sun, the moon and all the other planets, in accelerated motion, form vedhas with the planets on the left side powerfully and produce full effect. they form vedhas with the planets on the right and the south side also but their effect is weak, i.e. saturn in aslesa, in accelerated motion, forms vedha transiting magha naksatra powerfully.

2. planets, in normal state of motion, form vedha on the south side powerfully.

3. the sun and the moon are always direct in motion, therefore they form vedha with the planets on the left side powerfully.

4. rahu and ketu are always retrograde in motion, therefore they form vedhas on the right side powerfully.

5. when the planet is retrograde, it produces its full effect on the right side only. its effect on the left side and on the south side is weak, e.g. saturn in aslesa, when retrograde, powerfully aspects planets transiting dhanistha naksatra. if at that time, the sun transits dhanistha naksatra, the sun and saturn aspect each other powerfully. when such a mutual vedha occurs, its effect is very great. **kindly note that carefully.**

rules of vedhas affecting prices of commodities

note: you know the relationship between different planets (vide ~~page no. 194~~ part v) you see in it that there are two main groups: (1) sun, mars, moon and jupiter are friends, and (2) mercury, venus and saturn are friends. mention is also made about planets inimical to one another and also neutral to one another. you are requested to study that question very carefully.

illustration i

sun is the ruler of krttika, uttara phalguni and uttara asadha naksatras. when sun transits krttika naksatra, it forms vedha with planets in bharani, visakha and sravana naksatras. the ruler of bharani is venus. therefore when sun transits krttika naksatra and venus is in bharani naksatra, sun aspects venus, i.e. forms vedha with venus. they are enemies. therefore prices of cotton and other commodities fall.

the ruler of visakha is jupiter. when sun transits krttika and jupiter is in visakha, sun forms vedha with jupiter. sun and jupiter are friends, therefore their vedha with each other inflates prices of cotton and all commodities. similarly ruler of sravana is moon. moon and sun are friends. therefore whenever sun transits krttika and during that period moon transits sravana, prices of cotton and other commodities rise.

illustration ii

purva phalguni aspects punarvasu, uttara asadha and revati nakshatras. the ruler of purva phalguni is venus, ruler of punarvasu is jupiter, of uttara asadha is sun and of revati is mercury. venus is the enemy of jupiter and sun and friend of mercury. therefore when venus transits purva phalguni, and at that time jupiter is in punarvasu, prices will fall; if sun is in uttara asadha, then also prices will fall. but when venus is in purva phalguni and mercury is in revati, the prices of cotton etc. will rise.

rules:

(1) from these two illustrations we conclude that when friends make vedha with each other, prices rise.
 (2) when enemies make vedha with each other, prices fall, and when neutrals make vedha with each other, prices are steady.

n.b. you are requested to study this question very carefully and it will pay you a lot to make money in speculation of cotton, grains and all commodities. this theory of vedhas does not affect the share market at all.

reminder

i again request you to note carefully that rules, marked with three asterisk marks (***), should give you ~~cent~~ 100 percent correct results and rules, marked with two asterisk marks (**), should give you 80 percent correct results. therefore if you speculate only during those sure periods, they should prove "**solomon's mines of gold and diamonds**" to enrich you beyond your expectations. just try them and be satisfied of their ~~cent~~ 100 percent correctness.

t.g. butaney

part vi**application of astrological rules in forecasting prices of**

(1) shares

(2) cotton & jute

(3) grains

(4) oil seeds and

(5) gold & silver

preliminary suggestions

there are hundreds of commodities in this world. it is physically impossible to treat each commodity separately. the main commodities, under the hammer of speculation, are: (1) shares, (2) cotton, (3) jute, (4) grains, (5) oil seeds, and (6) gold & silver. therefore i am treating of application of astrological rules regarding these commodities.

1 shares**rules governing prices of shares**

1. taurus is the second house of the zodiac and indicates money matters and movable possessions. therefore naturally this house has great relationship with shares.

2. venus is the ruler of textiles and jute shares, mars rules iron and steel shares, saturn rules coal and copper shares, and jupiter rules tin and rubber shares.

3. when the majority of planets are in fruitful, i.e. bullish signs e.g. taurus, cancer, scorpio, sagittarius and pisces, there is great activity in share market. the volume of business broadens and prices of shares appreciate all round. when the planets in fruitful signs, receive favourable aspects like sextile, trine etc. of other planets, the rise in prices of shares is pronounced. but if they receive unfavourable aspects of other planets like semi-square or square etc., the rise in prices is halted and there is little rise in values of shares. therefore always take care of that.

4. when jupiter transits cancer, scorpio and pisces and specially during that year when sun, moon, mercury, venus and mars transit the above zodiacal signs making either conjunction with jupiter or having trine aspect of jupiter, prices of shares rise. if mercury, venus and mars happen to retrograde in the above signs and either keep company with jupiter in these signs or make a trine aspect with jupiter, it indicates a long period of bullishness i.e. teji, in the share market and all share values appreciate.

5. apart from jupiter, even when saturn transits cancer, scorpio and pisces and other planets join saturn in the above signs, shares rise in values on the whole, with good falls on many occasions when they come close in longitudinal degree. when mars joins saturn in the above signs, there is great activity in the share market and prices of shares rise. but when they come close in the longitudinal degree, topsy turvy conditions prevail in share values for some days. than again prices rise. if mars happens to retrograde in these signs and keeps company with saturn in the above zodiacal signs, it a long period of bullishness in the share market.

6. aries, gemini, leo, libra and aquarius are barren, i.e. bearish zodiacal signs. when the majority of the planets transit the above zodiacal signs, prices of shares fall. when they receive favorable aspects like trine, sextile of other planets, the fall in prices of shares is little; but if they receive unfavourable aspects like square of other planets, the fall in prices of shares is very quick. therefore always take care of that.

7. when jupiter and saturn transit either aries or gemini or leo or libra or aquarius, but more specially aries, leo and libra, prices of shares fall. during that period whenever the sun, the moon, mercury, venus and mars either join them in the above zodiacal signs, or oppose them from the opposite zodiacal signs, the fall in prices of shares is great. if they happen to retrograde in the above signs and keep company with either jupiter or saturn in the above signs or oppose them from the opposite zodiacal signs, it spells a long period of fall in prices of shares.

8. if both jupiter and saturn are in barren i.e. bearish signs at one time, it is best to short-sell, i.e. do mandi on all temporary rises due to the transits of the sun, mercury, venus and mars in fruitful signs.

9. if jupiter is in fruitful i.e. bullish zodiacal sign and saturn is in barren i.e. bearish zodiacal sign, during that year, there will be bouts of bullishness and bearishness in share values, mainly dependent on the transits of the sun, the moon, mercury, venus and mars in fruitful or barren zodiacal signs.

10, whenever jupiter and saturn transit barren i.e. bearish zodiacal signs at one time, and the other planets oppose them from the opposite zodiacal signs during their transits. there is good depression in share values. but if they happen to retrograde in them and specially if mars happens to retrograde in them opposing jupiter and saturn, it spells along period of fall in prices of shares.

11. the conjunction of mars and uranus produces sudden and unexpected changes in share values. share values fall heavily if the conjunction takes place in aries, leo, libra and aquarius. the same thing holds good, if saturn and uranus and jupiter and uranus make conjunction in the above signs oppose each other from the opposite zodiacal signs.

12. the conjunction of mars and saturn duces severe depression in share values if it takes place in aries, taurus, leo, libra, aquarius and capricorn, the ruling sign of india. their conjunction in cancer, scorpio and pisces produces great falls in prices at times when they come close in the longitudinal degree, but the tendency would be decidedly bullish, i.e. teji in share values.

13. the square aspects of mars (mars aspecting the 4th house) and saturn (saturn aspecting the 10th house) to the other planets produce fall in share values.

2 cotton & jute

taurus is the house of cotton and jute. the ruler of taurus is venus, therefore venus is the ruler of cotton and jute.

rules for rise in prices of cotton and jute

1. when jupiter transits taurus, cancer, scorpio and pisces, buying of cotton and jute on all important declines, should prove profitable.

specially when jupiter transits pisces every twelfth year, there is great rise in prices of cotton and jute.

2. when the majority of the planets i.e. sun, mercury, venus and mars transit fruitful, i.e. bullish signs at one time, never go short in cotton and jute but go long, i.e. buy first and then sell.

3. during the transit of jupiter in taurus, cancer, scorpio, sagittarius *and specially in pisces*, whenever the sun, the moon, venus, mercury and mars transit either the above zodiacal signs or make trine and sextile aspects with jupiter, the rise in prices of cotton and jute is more pronounced. if the aspects of other planets are unfavorable, like square, the rise will be little.

4. trine aspects, from fruitful signs i.e. cancer, scorpio and pisces, cause good rise in prices of cotton and jute, but the trine aspects from other zodiacal signs cause prices of cotton and jute appreciate moderately.

5. whenever planets oppose each other from fruitful i.e. bullish to either fruitful or moderate signs, prices of cotton and jute rise well with good breaks in prices when the opposition aspect comes close in the longitudinal degree.

refer to the hindi or urdu pancanga.

6. whenever there is viyagatha or enther or shula yoga, prices of cotton rise on that day.

7. if vitipat yoga falls on wednesday or friday, prices of cotton generally rise well on that day.

8. if on kartik badi umavasya, i.e. divali, it is either saturday or sunday or tuesday and on that day there is ayushman yoga and the moon transits svati nakshatra on that day, never go short in cotton till next march or april. the effect is more pronounced if the tithi, yoga and nakshatra are of long duration.

9. if at the time of sun's sankrat, the moon is either in the opposite house or if it is umavasya day, i.e. last day of the dark part of the month, prices of cotton and jute will shoot up for three to four months.

10. if sun makes one sankrat on saturday, next sankrat on sunday and the third sankrat on tuesday in succession without break, prices of cotton will rise very well.

11. if on maghara badi ekadashi, it is sunday, the prices of cotton will rise for four months.

12. if the moon transits rohini nakshatra on saturday, prices of cotton rise on that day.

13. if astami or the 8th tithi falls on tuesday, prices of cotton rise on that day.

14. on posha badi umavasya, if the moon transits uttara asadha nakshatra, prices of cotton rise soon after.

rules for fall in prices of cotton and jute

1. whenever saturn transits aries, taurus, leo and libra, prices of cotton and jute rule low.

2. when jupiter transits aries, leo, libra and aquarius, prices of cotton and jute fall. if during that year, saturn is also in the above zodiacal signs, prices of cotton and jute fall greatly.

3. whenever the majority of the planets transit barren i.e. bearish zodiacal signs, i.e. aries, gemini, leo, libra and aquarius, prices of cotton and jute fall during those periods nicely when they get unfavorable aspects like square, of other planets.

4. whenever planets oppose each other from barren i.e. bearish signs, i.e. from aries to libra, from leo to aquarius and vice-versa, prices of cotton and jute fall nicely.

5. when venus is in the 4th house from mars, i.e. mars cancer 10° and venus libra 10°, it is square aspected by mars powerfully. when they come within orb of 6°, prices of cotton begin to fall.

6. when venus makes conjunction with mars, the prices of cotton become irregular in bullish sign but fall nicely in the barren sign when they come within orb of 6°.

refer to the hindi or urdu pancanga.

7. whenever saturn forms vedha with the sun, the moon and mars, prices of cotton fall.

8. if vitipata yoga falls on sunday, prices of cotton fall on two or three days continuously.

9. if the moon transits asvini nakshatra on wednesday, prices of cotton fall on that day.

10. whenever there is vaidratha yoga and on that day the moon transits either rohini or dhanistha nakshatra, prices of cotton register a good fall on that day.

11. whenever visakha shudhi chait falls on friday, prices of cotton fall by nearly fifty percent during the next three months.

12. when saturn transits purva phalguni, citra and svati nakshatras, there is severe collapse in prices of all commodities including cotton.

3 grains (wheat, gram, rice etc.)

rules

1. mercury is the lord of grains.

2. libra is the indicator of prices of grains.

3. when the majority of the planets transit fruitful signs i.e. taurus, cancer, scorpio and pisces, the demand for grains broadens and prices rise.

4. when the majority of the planets transit barren signs i.e. aries, gemini, leo, libra and aquarius. the demand for grains slackens and prices fall.

5. when mercury is in the 4th house from mars e.g. mars cancer 10° and mercury libra 10°, it is square aspected by mars powerfully. when they come within the orb of 6°, prices of all kinds of grains begin to fall.

6. when mercury makes conjunction with mars, the prices of all kinds of grains become irregular in bullish signs but fall nicely in the barren signs when they come within the orb of 6°.

refer to the hindi or urdu pancanga.

7. in order to predict whether the prices of grains would rise and fall during the hindu vikrama year, we have to tabulate all yogas during the year. if the majority of yogas indicate happiness and good beneficial rainfall, we come to the conclusion that prices of grains would fall. if the majority of yogas indicate unhappiness, and failure of rainfall, we arrive at the logical conclusion that prices of grains would rise.

8. i give below a few yogas to arrive at the judgment:

(a) multiply the vikrama year by 2 and deduct 3 from the product. divide the remainder by 7. if the remainders are 2 and 5, it will be a happy year; if 1 and 4 are the reminders, prices of grains will rise; if 3 and 6 are the remainders, average prices of grains will be maintained; if the remainder is zero (0), famine prices of grains should reign.

(b) if (i) on visakha shudhi tij, the moon transits rohini nakshatra, (ii) on the sravana shudhi purnama, the moon transits sravana nakshatra and (iii) on posha badi umavasya, the moon transits mula nakshatra, that year will be attendant with happiness and prices of grains should fall. if all the three yogas materialise, prices of grains would record a very good drop in values. in that case you have not to consider the other yogas. but if all the above three yogas fail us, famine prices of grains should prevail. there is not the least doubt about it.

(c) If (i) on cheta shudhi parva, the moon transits revati nakshatra; (ii) on visakha shudhi parva, the moon transits bharani nakshatra; (iii) on jetha shudhi parva, the moon transits mrgasira nakshatra; (iv) on akhara shudhi parva, the moon transits punarvasu nakshatra, the year will prove an excellent one with low prices of grains. if all the above four yogas materialise, the above result is a certainty. if all the above four yogas fail us, famine prices of grains should reign.

(d) if one sankrat falls on saturday, the second sankrat falls on sunday, and the third sankrat falls on tuesday in succession during any year, it behoves a very bad year with prices of grains ruling very high.

(e) if the sun makes sankrat on umavasya day, prices of grains shoot up.

(f) if at the time of the sankrat, the moon is in the 7th house from the sun, prices of grains rule dear for four to five months.

(g) if on kartika badi umavasya , it is either saturday or sunday or tuesday and on that day there is ayushman yoga and the moon transits svati nakshatra on that day, there will be terrible famine for six months and prices of grains would rise.

(h) if there are 13 tithis in any paksha of the month in any year, prices of grains will rule dear during that year.

9. when saturn transits purva phalguni, citra and svati nakshatras, prices of grains collapse heavily.

4 oil seeds (linseed, groundnuts, castor seeds, toria etc.)

rules

1. the zodiacal sign credited with prices of oil seeds is scorpio.

2. whenever the majority of the planets transit fruitful signs i.e. taurus, cancer, scorpio, sagittarius and pisces, and receive favorable aspects of other planets, prices of oil seeds rise well. the rise is more marked in scorpio.

3. whenever the majority of the planets transit barren signs i.e. aries, gemini, leo, libra and aquarius, and receive unfavourable aspects of other planets, prices of oil seeds fall.

4. whenever jupiter transits cancer, scorpio and pisces, always be sure that prices of oil seeds will rise. the rise in prices of oil seeds is very pronounced in scorpio.

5. whenever the sun, venus and mars transit scorpio at the same time, prices of oil seeds rise well. if either mercury or venus or mars retrogrades in scorpio, it shows a long bullish line in oil seeds.

6. whenever mercury is combust specially in taurus, cancer, scorpio, sagittarius and pisces, always play the part of a bull in all kinds of oil seeds.

7. when mercury is in the 4th house from mars i.e. mars cancer 10° and mercury libra 10°, it is square aspected by mars powerfully. when they come within the orb of 6°, prices of all kinds of oil seeds begin to fall.

8. when mercury makes conjunction with mars, the prices of all kinds of oil seeds become irregular in bullish signs but fall nicely in the barren signs when they come within the orb of 6°.

refer to the hindi or urdu pancanga.

9. if one sankrat falls on saturday, the second sankrat falls on sunday and the third sankrat falls on tuesday in succession during any year, it behoves a very bad year with prices of all kinds of oil seeds ruling very high.

10. if the sun makes sankrat on umavasya day, prices of all kinds of oil seeds shoot up for about three to four months.

11. if at the time of sankrat, the moon is in the 7th house from the sun, prices of all kinds of oil seeds rule dear for four to five months.

12. when saturn transits purva phalguni, citra and svati nakshatras, there is severe collapse in prices of oil seeds.

5 gold & silver (bullion)

rules governing rise & fall in prices of bullion

the astrological theory governing the rise and fall in prices of gold and silver is different from the astrological laws governing the rise and fall in prices of shares and other commodities like cotton, oil seeds etc. i have to request you to understand this theory of rise and fall in prices of gold and silver in all details carefully. it will give you very satisfactory results.

1. the aspects you have to consider are the following:

- | | | | |
|------------------|-----------------|----------------|-----------------|
| (a) conjunction | (\circ) | (b) opposition | (\odot) |
| (c) trine | (\triangle) | (d) sextile | ($*$) |
| (e) semi-sextile | (30°) | (f) square | (\square) |
| (g) semi-square | (\angle) | (h) quincunx | (150°) |

2. applying and separating of aspects.

before a planet makes an exact aspect with another planet, it takes two or three days to come in the same longitudinal degree. if the aspect is between ponderous i.e. slow moving planets like jupiter, rahu and saturn etc., it takes good many days to come in the same degree. before they come in the same aspect degree, we say that they are *applying* to each other. when the aspect degree is crossed by them and when the distance between them either widens or narrows down gradually, we say that they are in *separating* state.

3. the conjunction and opposition aspect between fast planets like the sun, the moon, mercury, venus and mars inflate prices of bullion in the applying state. when the aspect separates, prices of bullion fall.

4. the conjunction and opposition between ponderous planets like rahu, mars, jupiter, saturn, uranus and neptune cause fall in prices of bullion when they come close in longitudinal degree within the orb of 2° .

5. whenever the trine aspect is formed between the two planets, prices of bullion fall in the applying state by 2 to 3 degrees. when the aspect is exact, and when it separates, prices of bullion rise. they continue to rise till the aspect is separate by 2 degrees.

6. when there is sextile or quincunx aspect, prices fall on that particular day when the aspect is exact in the same longitudinal degree.

7. when semi-sextile aspect is formed, prices of bullion fall till the exact aspect is formed. then prices rally slightly.

8. when the square or semi-square aspect is formed between two fast moving planets like the sun, the moon etc., prices of gold and silver rise when they apply to each other by one or two degrees. as soon as they are in the same degree, prices of bullion become shaky. as soon as the aspect separates, prices of bullion fall and the fall in prices continues till the aspect is separate by one or two degrees.

9. whenever the square aspect between slow moving planets like mars, jupiter, saturn, uranus etc. is formed, then in the applying state prices of gold and silver begin to rise.

10. the parallel aspect of the moon with other planets generally causes fall in prices of gold and silver.

11. mars aspects the 4th, the 7th and the 8th houses from itself powerfully. whenever mars aspects either jupiter or moon or the sun, it produces excitement in the bullion market and prices of gold & silver rise in the applying state, provided there is no other opposite effect counteracting rise. when mars' aspect to the other planets is exact in the longitudinal degree and begins to separate, prices of gold and silver fall suddenly for some time, but again recover handsomely.

12. jupiter aspects the 5th, the 7th and the 9th houses from itself. whenever jupiter aspects the moon and other fast moving planets, prices of bullion fall in the applying state. when the trine aspect is exact and separates, prices of bullion rise. in case of ponderous i.e. slow moving planets, prices rise even in the applying state, unless there is no other aspect counteracting rise in values.

13. saturn aspects the 3rd, the 7th and the 10th houses from itself powerfully. whenever saturn aspects the moon and other fast moving planets, like the sun etc. in the applying state, prices of bullion rise. when the aspect is exact and separates, there is sudden fall in prices, but prices very soon again recover.

14. when saturn aspects the slow moving planets like jupiter, uranus or neptune, prices fall even in the applying state.

15. the conjunction and the opposition of mars and jupiter with uranus produce sudden and heavy changes in prices of bullion for about a week or ten days. then the recoveries and falls in prices are equally rapid in the opposite direction.

16. the conjunction and the opposition of mars and saturn produce great changes in prices of bullion, but the trend is in one direction only, i.e. either rise or fall. probably in the fruitful or bullish i.e. teji zodiacal signs, there should be good rise in prices of gold and silver, and in the barren i.e. bearish i.e. mandi zodiacal signs, there should be good fall in prices of bullion. in the same way the same effect should take place between saturn and uranus, and saturn and neptune.

17. on a particular day, if the moon is aspected by jupiter, price of gold and silver falls; if aspected by saturn, price of gold and silver rises; and if aspected by mars, price of gold and silver moves in an irregular way causing sharp rises and sharp falls both ways.

part vii

forecasts of

(1) the new york stock exchange (shares)

(2) the new york cotton market

(3) the bombay stock exchange (shares)

(4) the bombay cotton market (jharilla)

&

(5) the bombay oil seeds market (groundnuts, castor seeds, linseed etc.)

with fluctuations for 1963 a.d.

nature of the year 1963 a.d.

1. through this year no astrological rule points to serious breakdown of the political relations of one country with another.

2. although the cold war of nerves will continue between some countries, but it should not lead to open hostilities.

3. in india, usa, england and most countries of the world, there should be no internal troubles, but on the whole, smooth sailing on the political front. even the international political front should not be seriously jeopardized by stray unhealthy happenings. on the whole, the whole year should pass off smoothly, with occasional rubs at times.

4. till 4th april 1963, jupiter lives in pisces. therefore volume of world business should be fairly satisfactory. on 5th april 1963, jupiter enters aries and will live in it for one year. it is a barren, i.e. bearish sign. therefore volume of world business should shrink slowly and prices should decline fast when jupiter gets the help of the other planets.

rainfall expectations during 1963 a.d.

1. no astrological yoga points to failure of monsoon but they definitely point to good monsoon.
2. the north east monsoon (january 1963 to march 1963) i.e. the winter rains should be good and nice and crops should flourish well.
3. regarding the south west monsoon beginning from 27th may till the end of september 1963, the rainfall should be normal, average in quantity, and well distributed. crops should not suffer in any way but should flourish well.
4. from 26th may 1963 to 13th july 1963, sun is before mercury and venus, therefore hard winds should blow and rainfall should be good. in some places rainfall should be in excess and in some places it should be in defect.
5. from july to 1st september 1963, the sun intervenes mercury and venus. the net result should be less rainfall than normal during these six weeks.
6. again from 1st september to 19th september, the rainfall should be good. on the whole, rainfall throughout the year should be good and normal.

forecast of the new york stock exchange (for 1963 a.d.)

general forecast

during this year 1963, the positions of jupiter and saturn in the heavenly map do not warrant any sustained rise in share values. on the contrary, they indicate in no uncertain terms that share values have still to touch new low levels during 1963 a.d. if there is some rise in share values in bullish periods, it will soon meet with fall. reactionary rises are not ruled out. during the bullish periods, you are requested not to short sell.

long bullish periods during 1963 a.d.

n.b. the following bullish periods should give you 80 percent correct results.

(1) *from 10th march to 23rd march 1963*

the rise in share values should be slow. anaconda copper, ford motors should appreciate by about two dollars; u.s. steels, and union carbides by about three to four dollars.

(2) *from 1st july to 23rd july 1963*

during these three weeks, there should be all round fast rise in share values. anaconda coppers, general motors, ford motors, union carbides and u.s. steels should rise by about 7 to 8 percent in values.

(3) *from 18th october to 16th november 1963*

during this period, prices of shares should rise slowly but with many good falls. on good setbacks, buy. first buy and then sell; anaconda coppers, ford motors, u.s. steels and general motors should rise by three to four dollars. union carbides should appreciate by five to six dollars and goodyear should rise by two dollars.

long bearish periods during 1963 a.d.

n.b. the following bearish periods should give you 80 percent correct results.

(1) *from 28th january to 23rd february 1963*

during this period, all kinds of shares should fall by 5 to 6 percent of their values. u.s. steels should lose one or two dollars; union carbides should fall by five to six dollars, and similarly anaconda coppers, general motors and other kinds of shares.

(2) *from 29th april to 25th may 1963*

this period should witness a fairly good fall ranging from 7 to 8 percent in all kinds of shares. reactionary rises are not ruled out. on the whole, anaconda coppers, general motors, ford motors, u.s. steels should lose two to three dollars and union carbides five to six dollars.

(3) *from 27th july to 28th august 1963*

all share values should decline by 4 to 5 percent of their values. anaconda coppers should lose three dollars, general motors two dollars, ford motors three dollars, goodyear one and a half dollar, u.s. steels two dollars, union carbides four dollars.

(4) *from 4th or 5th october to 14th october 1963*

during these ten days, share values should sink by 4 to 5 percent. the whole share list should decline. but on declines buy and accumulate. the immediate next month of november should show all round good appreciation.

probable days of rise and fall month by month in shares during 1963 a.d.

january

rise: 9th, 18th, 19th

fall: 2nd, 3rd, 11th, 12th, 25th, 26th, 30th and 31st

february

rise: 25th

fall: 4th, 5th, 7th, 8th, 22nd and 23rd

march

rise: 4th, 5th, 13th, 14th, 15th, 16th, 18th, 19th and 23rd

fall: 7th, 9th and 26th

april

rise: 1st, 2nd, 11th, 23rd and 24th

fall: 3rd, 4th, 6th, 8th, 9th, 17th, 18th, 22nd and 30th

may

rise: 8th

fall: 1st, 6th, 15th, 16th, 17th, 20th, 27th and 28th

june

rise: 14th

fall: 3rd, 5th, 6th, 20th and 29th

july

rise: 1st, 2nd, 5th, 6th, 9th, 10th, 11th, 12th, 15th, 16th, 19th and 20th

fall: 22nd, 27th and 29th

august

rise: nil

fall: 9th, 10th, 12th, 13th, 14th, 17th, 22nd, 23rd, 24th, 27th, 28th, 29th and 30th

september

rise: 23rd

fall: 6th, 19th and 20th

october

rise: 19th, 24th, 25th, 28th and 29th

fall: 3rd, 4th, 7th, 11th, 12th, 16th and 17th

november

rise: 1st, 2nd, 5th, 6th, 15th and 16th

fall: 8th, 9th, 13th and 22nd

december

rise: 3rd, 4th

fall: 2nd, 5th, 6th, 10th, 16th, 17th, 18th and 24th

forecast of the new york cotton market (for 1963 a.d.)

general forecast

prices of new york cotton should rule high till 20th march 1963 a.d. thereafter prices of cotton should drift lower and lower. with the passage of each month, cotton should fall by about 300 points, i.e. 3 cents. if the fall is greater, it should not surprise me.

long bullish periods during 1963 a.d.

n.b. the following bullish periods should give you 80 percent correct results.

(1) from 11th march to 24th march 1963

cotton values should appreciate by 75 to 80 points, i.e. by about .75 cent.

(2) from 21st june to 23rd july 1963

during this period, cotton prices should appreciate by about 1.5 cent, i.e. by about 150 points.

(3) from 18th october to 7th november 1963

cotton values should rise by 70 to 75 points, i.e. about .75 cent.

long bearish periods during 1963 a.d.

n.b. the following bearish periods should give you 80 percent correct results.

(1) from 27th january to 23rd february 1963

cotton values should fall by 60 to 70 points.

(2) from 1st april to 10th april 1963

new york cotton market should decline by 70 to 75 points.

(3) from 29th april to 20th may 1963

cotton prices should fall by about 100 points, i.e. by 1 cent.

(4) from 2nd june to 8th june 1963

a rapid fall by about 60 to 70 points in cotton values is foreseen.

(5) from 1st august to 31st august 1963

cotton values should decline by about 100 points, i.e. by about 1 cent.

(6) *from 4th october to 14th october 1963*

a good fast fall by about 79 to 80 points in cotton values is a strong probability.

(7) *from 8th november to 30th november 1963*

new york cotton market should decline by about 150 points, i.e. 1.5 cents.7

probable days of rise and fall in cotton during 1963 a.d.

n.b. these days should give you at least 60 to 65 percent correct results.

january

rise: 9th, 19th and 23rd

fall: 2nd, 3rd, 11th, 12th, 16th, 25th, 26th, 30th, 31st

february

rise: 1st, 9th, 15th, 16th, 25th

fall: 4th, 5th, 7th, 8th, 19th, 22nd, 23rd

march

rise: 1st, 4th, 6th, 13th, 14th, 15th, 18th, 23rd

fall: 6th, 7th, 8th, 21st, 26th

april

rise: 2nd, 10th, 11th

fall: 3rd, 4th, 8th, 9th, 13th, 18th, 19th, 22nd, 30th

may

rise: 2nd, 4th, either good rise or good fall on 8th, 21st, 25th, 29th

fall: 1st, 6th, 13th, 15th, 16th, 20th

june

rise: 5th, 22nd, 26th

fall: 3rd, 7th, 19th, 20th, either good rise or good fall on 27th, 29th

july

rise: 1st, 2nd, 4th, 5th, 6th, 8th, 9th, 10th, 11th, 12th, 15th, 16th, 19th, 20th, 23rd

fall: 22nd, 27th

august

rise: 19th, 26th

fall: 5th, 6th, 9th, 10th, 12th, 13th, 14th, 17th, 19th, 23rd, 24th, 27th; good rise or good fall very probable between 28th and 31st august.

september

rise: 12th

fall: 5th, 6th, 9th, 19th, 20th

october

rise: 18th, 19th, 24th, 25th, 28th, 29th

fall: 3rd, 5th, 7th, 8th, 11th, 12th, 16th, 17th

november

rise: 1st, 2nd, 5th, 6th

fall: 8th, 9th, 11th, 13th, 14th, 18th, 19th, 20th, 21st, 22nd, 23rd

december

rise: nil

fall: 5th, 6th, 7th, 10th

forecast of shares of the bombay & calcutta stock exchanges (for 1963 a.d.)

general forecast

during the year 1963, the positions of jupiter and saturn, in the heavenly map, do not warrant any sustained rise in share values. on the contrary, they indicate in no uncertain terms that share values have still to touch new low levels during 1963 a.d. if there is some rise in share values in bullish periods, it will soon meet with fall. reactionary rises are not ruled out. during the bullish periods, you are requested not to short sell, i.e. do mandi.

long bullish (teji) periods during 1963 a.d.

n.b. the following bullish (teji) periods should give you 80 percent correct results.

(1) from 10th march to 23rd march 1963

the rise in share values should be slow. tata ordinaries should rise by rs. 4 to 5, indian iron and hind motors by rs. 1.50, centuries, national rayons, bombay burmahs by rs. 20.

(2) from 1st july to 23rd july 1963

during these three weeks there should be all round fast rise. tata ordinaries, indian iron, hind motors, bombay burmahs and all share values should rise by 6 to 7 percent.

(3) from 18th october to 16th november 1963

during this period, prices of shares should appreciate slowly with many good falls. on good falls, buy. first buy and then sell. tata ordinaries should rise by rs. 4, indian iron and hind motors by 1 rupee. national rayons, centuries and bombay burmahs by rs. 15 to 30 and similarly other shares.

long bearish (mandi) periods during 1963 a.d.

n.b. the following bearish (mandi) periods should give you 80 percent correct results.

(1) from 28th january to 23rd february 1963

during this period all kinds of shares should fall by 5 to 6 percent of their values. indian iron and hind motors should fall by about one rupee, national rayons, bombay burmahs should fall by rs. 15 to 20 and similarly other shares.

(2) from 29th april to 25th may 1963

this period should witness a fairly good fall ranging from 7 to 8 percent in all kinds of shares. reactionary rises are not ruled out. tata ordinaries should fall by rs. 4, indian iron by rs. 1.25, tata locos by rs 15, national rayons by rs. 15 to 20 and similarly other shares.

(3) from 27th july to 28th august 1963

all share values should decline by 4 to 5 percent of their values. tata ordinaries should fall by rs. 4 to 5, indian iron and hind motors by one rupee, bombay burmahs and national rayons by rs. 15 to 20 and similarly other shares.

(4) *from 4th or 5th october to 14th october 1963*

a fast fall to the extent of about 6 to 7 percent in all kinds of shares, whether low priced or high priced, is very probable.

probable days of rise and fall month by month in shares during 1963 a.d.

n.b. these days should give you at least 60 to 65 percent correct results.

january

rise: 9th, 18th, 19th

fall: 2nd, 3rd, 11th, 12th, 25th, 26th, 30th, 31st

february

rise: 25th

fall: 4th, 5th, 7th, 8th, 22nd and 23rd

march

rise: 4th, 5th, 13th, 14th, 15th, 16th, 18th, 19th and 23rd

fall: 7th, 9th and 26th

april

rise: 1st, 2nd, 11th, 23rd and 24th

fall: 3rd, 4th, 6th, 8th, 9th, 17th, 18th, 22nd and 30th

may

rise: 8th

fall: 1st, 6th, 15th, 16th, 17th, 20th, 27th and 28th

june

rise: 14th

fall: 3rd, 5th, 6th, 20th and 29th

july

rise: 1st, 2nd, 5th, 6th, 9th, 10th, 11th, 12th, 15th, 16th, 19th and 20th

fall: 22nd, 27th and 29th

august

rise: nil

fall: 9th, 10th, 12th, 13th, 14th, 17th, 22nd, 23rd, 24th, 27th, 29th and 30th

september

rise: 23rd

fall: 6th, 19th and 20th

october

rise: 19th, 24th, 25th, 28th and 29th

fall: 3rd, 4th, 7th, 8th, 11th, 12th, 16th and 17th

november

rise: 1st, 2nd, 5th, 6th, 15th, 16th

fall: 8th, 9th, 13th, 22nd

december

rise: 3rd, 4th

fall: 2nd, 5th, 6th, 10th, 16th, 17th, 18th and 19th

forecast of the bombay cotton market (jharilla) (for 1963 a.d.)

general forecast

prices of jharilla cotton should rule high till 20th march 1963 a.d. thereafter prices of jharilla cotton should drift lower and lower with the passage of each month. jharilla cotton should fall by about rs. 60 to rs. 70. if the fall is greater, it should not surprise me.

long bullish (teji) periods during 1963 a.d.

n.b. the following bullish periods should give you 80 percent correct results.

(1) *from 11th march to 24th march 1963*

cotton should rise by about rs. 12 to 15.

(2) *from 21st june to 23rd july 1963*

bombay jharilla should register a net appreciation of rs. 22 to 25.

(4) *from 18th october to 7th november 1963*

jharilla cotton should rise by rs. 15 during this period.

long bearish (mandi) periods during 1963 a.d.

n.b. the following bearish periods should give you 80 percent correct results.

(1) *from 27th january to 23rd february 1963*

jharilla cotton should fall by rs. 15 to 20.

(2) *from 1st april to 10th april 1963*

jharilla should decline by rs. 10 to rs. 12.

(3) *from 29th april to 20th may 1963*

jharilla cotton should fall by about rs. 15.

(4) *from 2nd june to 8th june 1963*

jharilla cotton should fall by about rs. 12 to rs. 15 during this week.

(5) *from 1st august to 31st august 1963*

cotton values should decline by about rs. 20.

(6) *from 4th october 14th october 1963*

a rapid fall of about rs. 12 to 15 in prices of jharilla cotton is probable.

(7) *from 9th november to 20th november 1963*

a good fall of rs. 25/- is very probable in prices of jharilla cotton.

probable days of rise and fall in cotton during 1963 a.d.

n.b. these days should give you at least 60 to 65 percent correct results.

january

rise: 9th, 19th and 23rd

fall: 2nd, 3rd, 11th, 12th, 16th, 25th, 26th, 30th, 31st

february

rise: 1st, 9th, 15th, 16th, 25th

fall: 4th, 5th, 7th, 8th, 19th, 22nd, 23rd

march

rise: 1st, 4th, 5th, 13th, 14th, 15th, 18th, 23rd

fall: 6th, 7th, 8th, 21st, 26th

april

rise: 2nd, 10th, 11th

fall: 3rd, 4th, 8th, 9th, 13th, 18th, 19th, 22nd, 30th

may

rise: 2nd, 4th, either food rise or good fall on 8th, 21st, 25th, 29th

fall: 1st, 6th, 13th, 15th, 16th, 20th

june

rise: 5th, 22nd, 26th

fall: 3rd, 7th, 19th, 20th, either good rise or good fall on 27th, 29th

july

rise: 1st, 2nd, 4th, 5th, 6th, 8th, 9th, 10th, 11th, 12th, 15th, 16th, 19th, 20th, 23rd

fall: 22nd, 27th

august

rise: 19th, 26th

fall: 5th, 6th, 9th, 10th, 12th, 13th, 14th, 17th, 19th, 23rd, 24th, 27th, good rise or good fall very probable between 28th and 31st august.

september

rise: 12th

fall: 5th, 6th, 9th, 19th, 20th

october

rise: 18th, 19th, 24th, 25th, 28th, 29th

fall: 3rd, 5th, 7th, 8th, 11th, 12th, 16th, 17th

november

rise: 1st, 2nd, 5th, 6th

fall: 8th, 9th, 11th, 13th, 14th, 18th, 19th, 20th, 21st, 22nd, 23rd

december

rise: nil

fall: 5th, 6th, 7th, 10th

forecast of bombay oil seeds market (groundnuts, castor seeds etc.) for 1963 a.d.

general forecast

prices of all kinds of oil seeds will hold on to high levels with occasional good brooks in values. on the whole, the prices of oil seeds should be lower than during 1962.

long bullish (teji) periods during 1963 a.d.

n.b. the following bullish (teji) periods should give you 80 percent correct results.

(1) *from 12th march to 25th march 1963*

during this fortnight prices of all kinds of oil seeds should appreciate. groundnuts should rise by rs. 6 to 7, castor seeds by rs. 5 to 6, bombay quotations, and similarly all other kinds of oil seeds should rise.

(2) *from 22nd june to 23rd july 1963*

during this period, groundnuts should appreciate by rs. 10 to 11, castor seeds by rs. 7 to 8, bombay quotation. all other kinds of oil seeds should also appreciate well during this period.

(3) *from 16th september to 25th september 1963*

during these ten days, groundnuts should rise by rs. 4 and castor seeds by rs. 3 to 4, bombay quotation.

(4) *from 18th october to 19th november 1963*

during this period all kinds of oil seeds should rise well. groundnuts should rise by rs. 8 to 9, and castor seeds by rs. 6 to 7, bombay quotation.

long bearish (mandi) periods during 1963 a.d.

n.b. the following bearish (mandi) periods should give you 80 percent correct results.

(1) *from 28th january to 23rd february 1963*

during this period, there should be fairly good fall in prices of all kinds of oil seeds. groundnuts should fall by rs. 7 to 8, and castor seeds by rs. 5 to 6, bombay quotation. if the fall is greater, it should not surprise me.

(2) *from 10th august to 28th august 1963*

during these three weeks, groundnuts should decline by rs. 4, and castor seeds by rs. 3, bombay quotation.

(3) *from 4th october to 14th october 1963*

during these ten days, a fairly fast fall in prices of all kinds of oil seeds is probable. groundnuts should fall by rs. 5 to 6, and castor seeds by rs. 4 to 5, bombay quotation. similarly prices of all kinds of oil seeds should decline.

(4) *from 4th november to 21st december 1963*

during these three weeks all kinds of oil seeds should decline in in values. groundnuts should fall by rs. 8 to 9, castor seeds by rs. 5 to 6, bombay quotation, and similarly all other kinds of oil seeds should depreciate in values.

probable days of rise and fall month by month in oil seeds during 1963 a.d.

n.b. the following days should give you at least 60 percent correct results.

january

rise: 9th, 19th, 23rd, 28th

fall: 2nd, 3rd, 11th, 12th, 26th, 30th, 31st

february

rise: 9th, 25th

fall: 4th, 7th, 8th, 19th, 20th, 21st, 22nd

march

rise: 4th, 5th, 13th, 14th, 15th, 19th, 23rd

fall: 7th and 26th

april

rise: 10th, 11th

fall: 8th, 9th, 18th, 22nd and 30th

may

rise: 17th, 18th, 29th

fall: 1st, 6th, between 11th and 24th may very wide fluctuations should take place. sudden falls and sudden rises in prices are probable. therefore take care. 15th, 16th, 20th

june

rise: 26th

fall: 6th, 7th, 12th and 29th

july

rise: 1st, 2nd, 5th, 6th, 9th, 10th, 11th, 12th, 15th, 16th, 19th and 20th.

fall: 22nd, 29th and 30th

august

rise: 7th, 8th

fall: 9th, 10th, 12th, 13th, 14th, 17th, 23rd, 24th

september

rise: 18th, 21st, 23rd

fall: 6th, 19th and 20th

october

rise: 19th, 24th, 25th, 28th and 29th

fall: 3rd, 4th, 7th, 8th, 11th, 12th, 16th and 17th

november

rise: 1st, 2nd, 5th, 6th, 15th, 16th

fall: 8th, 13th, 23rd

december

rise: nil

fall: 5th, 6th, 10th, 11th, 17th, 18th and 30th

for detailed forecasts week by week of:

(1) the new york stock exchange (shares)

(2) the new york cotton market

- (3) the bombay & calcutta stock exchange (shares)
- (4) the bombay cotton market (jharilla)
- (5) the bombay oil seeds market (groundnuts, castor seeds etc.)

with fluctuations for 1963 a.d. and 1964 a.d. separately, write to the author: fees moderate.

part viii

forecasts of

- (1) the new york stock exchange (shares)
- (2) the new york cotton market
- (3) the bombay stock exchange (shares)
- (4) the bombay cotton market (jharilla)

&

- (5) the bombay oil seeds market (groundnuts, castor seeds, linseed etc.)

with fluctuations for 1964 a.d.

nature of the year 1964 a.d.

1. during this year, many good happy yogas fail to materialise. therefore good relations among many nations of the world will be disturbed, but i do not think that anything very serious amounting to open rupture and open war will take place.

2. the cold war, among the big powers of the world, will be intensified and one country will look upon another country with an eye of distrust and suspicion.

3. jupiter will quit the barren (bearish) zodiacal sign aries and will enter taurus, a fruitful (bullish) zodiacal sign on 11th april 1964. it will live in it for the rest of the year 1964. prices of shares, cotton, oil seeds etc. will gradually improve from the very beginning of the year 1964, with some setbacks, by way of reactions, till november 1964. there should be at least rise by 20 percent in prices of all commodities during this year. therefore you are requested to be on the bullish side.

4. a few bearish periods are given. they should serve as reactions and periods to replace buying.

5. on the whole, the international political front will not be so happy as one would wish for, but prices of all consumers' goods should record a fairly good rise during this year.

rainfall expectations during 1964 a.d.

1. during this year, many yogas indicate partial failure of north east monsoon (winter rains) and south-west monsoon (summer rains). these yogas are supported by the location of the planetary positions indicating little rainfall.

2. the rainfall, in some places, will be less than normal by 30 percent, and in some places there will be hardly any rainfall. bombay and ceylon should have 30 to 40 percent less rainfall than normal. the inevitable result should be famine in some places and crops should wither away on account of inadequate moisture in many places. therefore prices of all grains and oils should record fair rise during this year.

special note on conjunction of mars and saturn in dhanistha constellation between 2nd february & 18th february 1964

the yoga i.e. astrological rule says, "when mars and saturn make a conjunction in dhanistha constellation, monsoon fails and famine prices of all commodities should rule". between 1st february and 20th february they make the conjunction. conjunction of mars and saturn in dhanistha occurs once in every thirty years. i have no record of prices during 1934 to support my conclusions, therefore i cannot say with certainty that prices would rise very well. out of these 18 days, sun is along with mars and saturn in dhanistha constellations for 10 days. the yoga indicates good rise in prices of all commodities, but planetary positions do not warrant rise in prices. still watch the trend of prices for the first four days of february and act as the trend indicates.

forecast of the new york stock exchange for 1964 a.d.

general forecast

during this year prices of all kinds of shares, traded on the new york stock exchange, should appreciate by about 25 percent over the values quoted on 1st january 1964. therefore throughout the year be on the bullish side. first buy and then sell. during the bearish periods mentioned, cash your profit and have nothing to do with share market. if during the bearish periods, prices of shares fall by 5 to 7 percent from the highest prices touched during the bullish periods, buy gradually and accumulate.

regarding the period between 2nd february and 20th february (read special note on page 267 & 268) and be out of market altogether, lest you be trapped on the wrong side.

long bullish periods with fluctuations during 1964 a.d.

n.b. these long bullish periods should give you 80 percent correct results.

(1) *from 28th february to 20th march 1964*

all kinds of shares should rise in values. anaconda copper, general motors should rise by 3 dollars, union carbides by about 5 to 6 dollars, u.s. steels by 3 to 4 dollars, and similarly all kinds of shares.

(2) *from 20th april to 6th june 1964*

during this period all kinds of shares traded on the new york stock exchange should appreciate by 6 to 7 percent. anaconda copper, general motors, ford motors should rise by 3 to 4 dollars, union carbides by 7 to 8 dollars, u.s. steels by 4 to 5 dollars, and similarly all kinds of shares.

(3) *from 24th june to 9th july 1964*

all kinds of shares should appreciate by 3 to 4 percent of their values. u.s. steels, general motors should rise by 3 dollars and similarly all kinds of shares.

(4) *from 6th august to 8th september 1964*

during this period, anaconda copper should rise by 3 dollars, general motors and ford motors by 2 to 3 dollars, u.s. steels by 4 dollars, union carbides by 7 to 8 dollars, goodyear by 1.5 dollars, and similarly all kinds of shares should rise.

(5) *from 20th october to 6th december 1964*

during these six weeks all kinds of shares should appreciate, but with good many sharp breaks. on important reactions, buy. anaconda copper should rise by 3 dollars, u.s. steels by 3 to 4 dollars, and similarly all kinds of shares traded on the new york stock exchange should make modest advance in values.

long bearish periods with fluctuations during 1964 a.d.

n.b. these long bearish periods should give you about 80 percent correct results.

(1) *from 23rd march to 12th april 1964*

during this period, share values should decline somewhat, but not much. anaconda copper, ford motors, general motors, goodyear should decline by 1.5 to 2 dollars, u.s. steels by 3 dollars, and similarly all kinds of shares should decline somewhat.

(2) *from 16th september to 10th october 1964*

some all round fall in share values is probable. union carbides should fall by about 4 dollars, u.s. steels by 2 dollars and similarly all share values should show small recession in values.

probable days of rise and fall month by month in shares during 1964 a.d.

january

rise: 18th, 22nd, 23rd, 27th

fall: 1st, 2nd, 6th, 11th, 20th, 21st, 29th

february

rise: 6th, 24th

fall: 3rd, 13th, 17th, 18th, 20th

march

rise: 3rd, 4th, 5th, 6th, 9th, 10th, 11th, 12th, 13th, 17th, 18th, 21st

fall: 23rd, 24th, 28th

april

rise: 13th, 14th, 17th, 18th, 21st, 22nd, 27th, 28th

fall: 11th, 25th

may

rise: 1st, 2nd, 6th, 7th, 10th, 11th, 14th, 15th, 16th, 20th, 25th

fall: nil

june

rise: 3rd, 4th, 8th, 11th, 12th, 25th, 26th, 30th

fall: nil

july

rise: 1st, 4th, 8th, 9th, 18th, 27th, 28th

fall: 7th, 10th, 15th

august

rise: 6th, 14th, 15th, 24th, 25th

fall: 7th, 8th

september

rise: 1st, 2nd, 5th, 11th

fall: 4th, 19th

october

rise: 17th, 21st, 22nd, 23rd, 26th, 27th

fall: 1st, 5th, 6th, 20th

november

rise: 4th, 5th, 6th, 13th, 14th

fall: 7th, 9th, 10th, 16th, 20th, 21st

december

rise: 9th, 11th, 12th, 15th, 16th, 28th, 29th

fall: 5th, 7th, 8th, 23rd, 24th

forecast of the new york cotton market (for 1964 a.d.)

general forecast

1. from the beginning of march to the end of may 1964, with an interval between 13th april and 30th april 1964, prices of new york cotton should rise by 150 to 200 points i.e. by about 2 cents.

2. prices of cotton, after fluctuating between 70 to 80 points, both ways, should decline in value in the month of july by about 150 to 200 points i.e. by about 2 cents.

3. during august, prices of cotton should move very irregularly both ways with trend uncertain. but because september, october, november and december should witness good rise in prices of cotton, one should buy it in the last week of august. during these four months prices of cotton should rise by about 400 points i.e. 4 to 5 cents. it is a good bullish period.

long bullish periods with fluctuations during 1964 a.d.

n.b. these long bullish periods should give you 80 percent correct results.

(1) *from 3rd february to 19th february 1964*

mars and saturn are in dhanistha constellation. read its effects on page 267 & 268 in special note.

(2) *from 2nd march to 20th march 1964*

new york cotton should rise by about 70 to 80 points i.e. 1 cent.

(3) *from 13th april to 30th may 1964*

prices of cotton should rise by about 200 to 250 points i.e. 2 to 2.5 cents.

(4) *from 28th october to 31st december 1964*

during this period cotton should appreciate by about 300 or more points i.e. by 3 or more cents.

long bearish periods with fluctuations during 1964 a.d.

n.b. these long bearish periods should give you 80 percent correct results.

(1) *from 23rd march to 11th april 1964*

prices of new york cotton should fall by about 70 to 80 points i.e. by 1 cent.

(2) *from 9th july to 4th august 1964*

during this period, cotton prices should fall fairly well by about 150 points i.e. by about 1.5 cents.

(3) *throughout august 1964*

prices of cotton should be irregular with wide fluctuations both ways. the trend of prices of cotton should be uncertain. quick rises and quick falls in prices should unnerve many operators. therefore quick change of sides is advised.

probable days of rise and fall in cotton during 1964 a.d.

n.b. these probable days of rise and fall should give you 60 percent correct results.

january

rise: 3rd, 18th, 23rd, 27th, 28th, 30th

fall: 1st, 2nd, 6th, 9th, 11th, 13th, 29th

february

rise: read special note on page 267, 268. [special note on conjunction of mars and saturn in dhanistha constellation]

fall: 17th, 26th, 28th, 29th

march

rise: 3rd, 4th, 5th, 6th, 12th, 13th, 14th, 17th, 18th, 21st

fall: 28th

april

rise: either good rise or good fall on 2nd, 13th, 14th, 17th, 18th, 21st, 27th, 28th, 29th

fall: 11th, either good rise or good fall on 25th

may

rise: 2nd, 6th, 7th, 8th, 11th, 15th, 18th, 25th, 29th

fall: nil

june

rise: 8th, 11th, 12th, 15th, 20th, 24th, 25th, 26th, 30th

fall: 2nd, 5th

july

rise: 1st, 4th, 8th, 9th

fall: 10th, 13th, 15th, 16th, 17th, 21st, 22nd, 23rd, 25th, 30th

august

rise: 5th, 6th, 14th, 15th, 21st, 28th

fall: 7th, 26th

september

rise: 1st, 2nd, 5th, 10th, 11th, 21st, 24th

fall: 28th, 29th

october

rise: 8th, 17th, 22nd, expect either good rise or good fall on 23rd, 26th, 27th

fall: 1st, 3rd, 5th, 6th, 16th, 28th, 29th

november

rise: 4th, 5th, 6th, 13th, 14th, 26th

fall: 7th, 9th, 10th, 16th, 17th, 20th, 21st

december

rise: 11th, 12th, 15th, 16th, 28th, 29th

fall: 2nd, 5th, 7th, 8th, 23rd, 24th

forecast of shares of the bombay & calcutta stock exchanges (for 1964 a.d.)

general forecast

during this year prices of all kinds of shares, traded on the bombay and calcutta stock exchanges, should appreciate by about 25 percent over the values quoted on 1st january 1964. therefore throughout the year be on the bullish side. first buy and then sell. during the bearish periods (mandi periods) mentioned, cash your profit and have nothing to do with share market. if during the bearish periods, prices of shares fall by 5 to 7 percent from the highest prices touched during the bullish (teji) periods, buy gradually and accumulate.

regarding the period between 2nd february and 20th february (read special note on page 267 & 268 and) be out of market altogether, lest you be trapped on the wrong side.

long bullish periods with fluctuations during 1964 a.d.

n.b. these long bullish (teji) periods should give you about 80 percent correct results.

(1) *from 28th february to 20th march 1964*

during this period, all kinds of shares should rise by 4 to 5 percent. tata ordinaries should rise by rs. 5 to 6, indian iron and hind motors by rs. 1.5, national rayons and centuries by rs. 25 to 30 and similarly all kinds of shares.

(2) *from 20th april to 6th june 1964*

all share values should appreciate handsomely. tata ordinaries should rise by rs. 7 to 8, indian iron and hind motors by rs. 1.50, tata locos by rs. 25, century mills and national rayons by rs. 30. if the rise is greater it should not surprise me.

(3) *from 24th june to 9th july 1964*

all kinds of shares should appreciate in values. tata ordinaries should rise by rs. 3, indian iron by 0.75 np, and similarly other kinds of shares.

(4) *from 6th august to 8th september 1964*

during this period, tata ordinaries should rise by rs. 4 to 5, indian iron and hind motors by one rupee, national rayons and tata locos by rs. 15 to 20 and similarly all other kinds of shares.

(5) *from 20th october to 6th december 1964*

during these six weeks, all shares should rise but the reactions should be sharp. therefore avoid overtrading. on important reactions, buy. tata ordinaries should rise by rs. 4 to 5, indian iron and hind motors by one rupee, centuries by rs. 15 and tata locos by rs. 15, and national rayons by rs. 20.

long berarish (mandi) periods with fluctuations during 1964 a.d.

n.b. these long bearish (mandi) periods should give you 80 percent correct results.

(1) *from 23rd march to 12th april 1964*

during this period all share values should fall by 2 to 3 percent. tata ordinaries should fall by rs. 4, and indian iron & hind motors by 0.75 np, centuries, national rayons and tata locos should fall by rs. 12 to 15.

(2) *from 16th september to 10th october 1964*

during this period prices of shares should decline somewhat. tata ordinaries should fall by rs. 3 to 4, indian iron and hind motors by one rupee, century mills and national rayons by rs. 15, and tata locos by rs. 12 to 15.

probable days of rise and fall month by month in shares during 1964 a.d.

january

rise: 18th, 22nd, 23rd, 27th

fall: 1st, 2nd, 6th, 11th, 20th, 21st, 29th

february

rise: 6th, 24th

fall: 3rd, 13th, 17th, 18th, 20th

march

rise: 3rd, 4th, 5th, 6th, 9th, 10th, 11th, 12th, 13th, 17th, 18th, 21st

fall: 23rd, 24th, 28th

april

rise: 13th, 14th, 17th, 18th, 21st, 22nd, 27th, 28thfall 11th, 25th

may

rise: 1st, 2nd, 6th, 7th, 10th, 11th, 14th, 15th, 16th, 20th, 25th

fall: nil

june

rise: 3rd, 4th, 8th, 11th, 12th, 25th, 26th, 30th

fall: nil

july

rise: 1st, 4th, 8th, 9th, 18th, 27th, 28th

fall: 7th, 10th, 15th

august

rise: 6th, 14th, 15th, 24th, 25th

fall: 7th, 8th

september

rise: 1st, 2nd, 5th, 11th

fall: 4th, 19th

october

rise: 17th, 21st, 22nd, 23rd, 26th, 27thfall: 1st, 5th, 6th, 20th

november

rise: 4th, 5th, 6th, 13th, 14thfall: 7th, 9th, 10th, 16th, 20th, 21st

december

rise: 9th, 11th, 12th, 15th, 16th, 28th, 29thfall: 5th, 7th, 8th, 23rd, 24th

forecast of the bombay cotton market (jharilla) (for 1964 a.d.)

general forecast

1. from the beginning of march to the end of may 1964, with an interval between 13th april and 30th april 1964, prices of jharilla cotton should rise by rs. 20 to 25.

2. prices of jharilla cotton, after fluctuating within the range of rs. 10 to 12, both ways, should decline in values in the month of july by about rs. 20 to 25.

3. during august, prices of jharilla cotton should move very irregularly both ways, with trend uncertain. but because september, october, november and december should witness good rise in prices of cotton, one should buy it in the last week of august. during these four months prices of jharilla cotton should rise by about 30 or more. it is a good bullish (teji) period.

long bullish (teji) periods with fluctuations during 1964 a.d.

n.b. these long bullish (teji) periods should give you 80 percent correct results.

(1) *from 3rd february to 19th february 1964*

mars and saturn are in dhanistha constellation. read its effects on page 267 & 268 in special note.

(2) *from 2nd march to 20th march 1964*

prices of cotton should rise by rs. 12, bombay quotation.

(3) *from 13th april to 30th may 1964*

jharilla cotton should rise by rs. 30.

(4) *from 28th october to 31st december 1964*

during this period, jharilla cotton should rise by over rs. 30, bombay quotation.

long bearish (mandi) periods with fluctuations during 1964 a.d.

n.b. these long bearish (mandi) periods should give you 80 percent correct results.

(1) *from 23rd march to 11th april 1964*

prices of jharilla cotton should fall by about rs. 12 to 15.

(2) *from 9th july to 4th august 1964*

fairly good fall on about rs. 20 to 25 should take place in prices of jharilla cotton.

(3) *throughout august 1964*

prices of cotton should be irregular with wide fluctuations both ways. the trend of prices of cotton should be uncertain. quick rises and quick falls in prices should unnerve many operators. therefore quick change of sides is advised.

probable days of rise and fall month by month during 1964 a.d.

january

rise: 3rd, 18th, 23rd, 27th, 28th, 30th

fall: 1st, 2nd, 6th, 9th, 11th, 13th, 29th

february

rise: read special note on page 267, 268

fall: 17th, 26th, 28th, 29th

march

rise: 3rd, 4th, 5th, 6th, 12th, 13th, 14th, 17th, 18th, 21st

fall: 28th

april

rise: either good rise or good fall on 2nd, 13th, 14th, 17th, 18th, 21st

fall: 11th, either good rise or good fall on 25th

may

rise: 2nd, 6th, 7th, 8th, 11th, 15th

fall: nil

june

rise: 8th, 11th, 12th, 15th, 20th, 24th, 25th, 26th, 30th

fall: 2nd, 5th

july

rise: 1st, 4th, 8th, 9th

fall: 10th, 13th, 15th, 16th, 17th, 21st, 22nd, 23rd, 25th, 30th

august

rise: 5th, 6th, 14th, 15th, 21st, 28th

fall: 7th, 26th

september

rise: 1st, 2nd, 5th, 10th, 11th, 21st, 24th

fall: 28th, 29th

october

rise: 8th, 17th, 22nd, expect either good rise or good fall on 23rd, 26th, 27th

fall: 1st, 3rd, 5th, 6th, 16th, 28th, 29th

november

rise: 4th, 5th, 6th, 13th, 14th, 26th

fall: 7th, 9th, 10th, 16th, 17th, 20th, 21st

december

rise: 11th, 12th, 15th, 16th, 28th, 29th

fall: 2nd, 5th, 7th, 8th, 23rd, 24th

forecast of bombay oil seeds market (castor seeds, groundnuts, linseeds etc.)

general forecast

during 1964 a.d., prices of all kinds of oil seeds should rule high. therefore on important falls of about rs. 6 to 7 in groundnuts, rs. 4 to 5 in castor seeds, buy. during bearish (mandi) periods, be out of market. when good fall comes off, buy. do not go short during this year.

long bullish (teji) periods with fluctuations during 1964 a.d.

n.b. these long bullish (teji) periods should give you 80 percent correct results.

(1) from 2nd february to 19th february

read special note on page 267, 268.

(2) from 2nd february to 19th february 1964

it should prove a good bullish (teji) period, with good reaction between 4th march and 11th march. on all reactions buy and accumulate. groundnuts should rise by rs. 8 to 9, castor seeds rs. 5 to 6, bombay quotation. similarly all other kinds of oil seeds should appreciate.

(3) *from 13th april to 2nd may 1964*

groundnuts should rise by rs. 5 to 6, castor seeds by rs. 4 to 5, and similarly all other kinds of oil seeds should appreciate in values.

(4) *from 15th june to 7th july 1964*

a fairly good rise of rs. 8 to 9 in prices of groundnuts and rs. 5 to 6 in prices of castor seeds is probable.

(5) *from 26th august to 8th september 1964*

a fair rise of rs. 3 to 4 in prices of groundnuts and castor seeds is probable.

(6) *from 29th september to 8th november 1964*

a good rise of rs. 8 to 9 in prices of groundnuts, and rs. 6 to 7 in prices of castor seeds is probable.

long bearish (mandi) periods with fluctuations during 1964 a.d.

n.b. these bearish (mandi) periods should give you 80 percent correct results.

(1) *from 1st january to 17th january 1964*

during this fortnight, groundnuts should fall by rs. 3 to 4, and castor seeds by rs. 3. there should be little fall in prices of other kinds of oil seeds.

(2) *from 6th may to 6th june 1964*

during this period, prices of all kinds of oil seeds should be irregular with wide fluctuations both ways. therefore on good falls, buy, and on good rises, sell. if you act judiciously and change sides quickly, you will stand to gain both ways.

(3) *from 5th november to 13th november 1964*

during this week, groundnuts should fall by rs. 5 to 6, castor seeds by rs. 3 to 4, and similarly other kinds of oil-seed.

(4) *from 20th december to 31st december 1964*

prices of groundnuts should fall by rs. 4 to 5, and castor seeds by rs. 3 to 4.

probable days of rise and fall month by month in oil seeds during 1964 a.d.

january

rise: 14th, 18th, 23rd, 27th, 30th

fall: 2nd, 6th, 11th

february

rise: 6th, 24th

fall: 17th, 26th

march

rise: 3rd, 4th, 5th, 6th, 12th, 13th, 14th, 17th, 18th, 21st

fall: 28th

april

rise: 13th, 14th, 17th, 18th, 21st, 27th, 28th

fall: 11th, 26th

may

rise: 2nd, 15th, 25th

fall: nil

note: from 10th may to 5th june 1964, uncertain trend and wide fluctuations should rule the oil seeds market.

june

rise: 11th, 12th, 20th, 23rd, 24th, 25th, 26th, 30th

fall: between 1st and 6th june, prices of all kinds of oil seeds should fall

july

rise: 1st, 4th, 8th, 9th

fall: 10th, either good rise or good fall on 13th, 15th, 16th, 20th, 21st, 29th and 30th

august

rise: 1st, 14th, 15th, 24th, 25th, 28th, 29th

fall: 4th, 7th, 26th, 27th

september

rise: 1st, 2nd, 5th, 10th, 11th

fall: 18th, 30th

october

rise: 12th, 13th, 17th, 21st, 22nd, 23rd, 26th, 27th

fall: 1st, 3rd, 5th, 6th, 15th

november

rise: 4th, 5th, 6th, 13th, 14th

fall: 7th, 9th, 10th, 11th, 16th, 20th, 21st

december

rise: 9th, 10th, 11th, 12th, 15th, 16th, 28th, 29th

fall: 5th, 7th, 8th, 21st, 22nd, 23rd, 24th, 25th, 26th

your difficulties solved

1. if you encounter any difficulties in understanding this book, "forecasting prices". you see me by previous appointment and i shall solve them with pleasure. fees rs. 10/- for one hour.

2. if you want that i should teach you "forecasting prices" in person, i shall do it with pleasure. it will take you about three months to learn. fees rs. 250/-.

t.g. butaney, b.a. (hons.) s.t.c.d. astrologer