

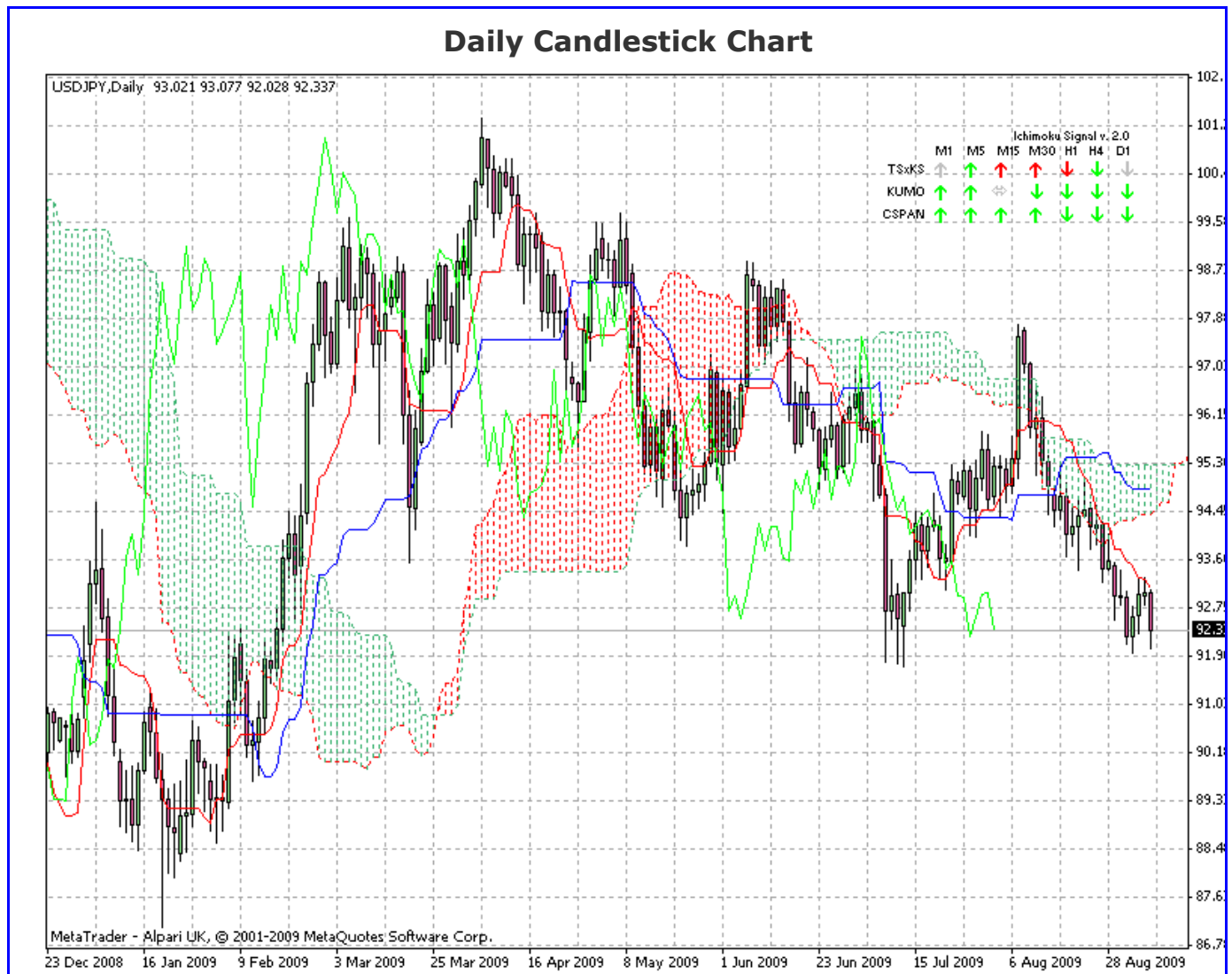
# Trade Report

## Ichimoku Kinko Hyo

Kumo Warriors

Technical Analysis

08 September 2009  
USD/JPY



**Comment: the price found good resistance @ the Ts daily as expected**

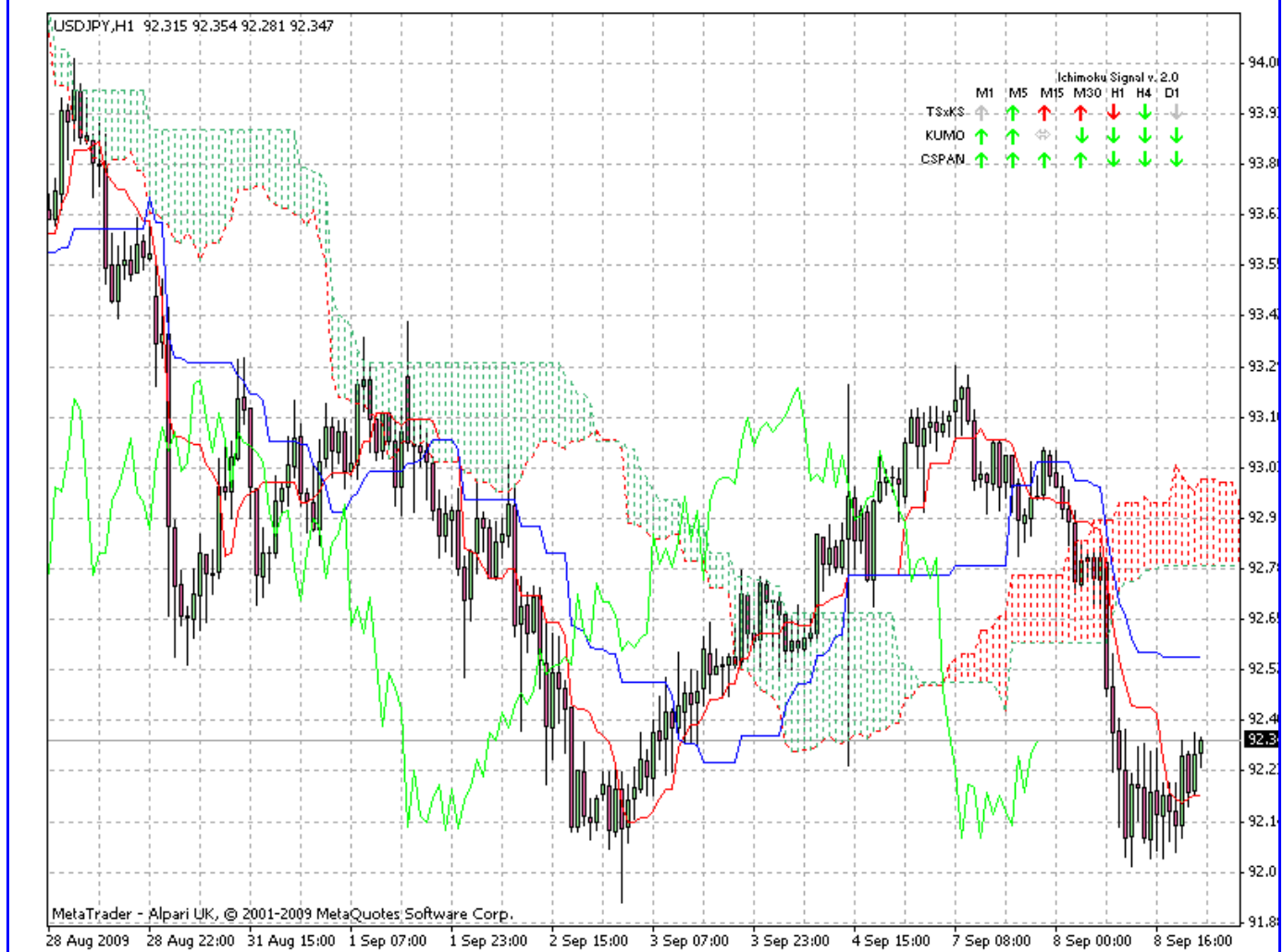
**Disclaimer:** all the data provided on this sheet are based upon the Ichimoku system analysis, all statements and expressions in here are personal opinions, and not meant as investment advice or solicitation.

Forex Factory: <http://www.forexfactory.com/showthread.php?t=190646>

Reports Archive: <http://www.4shared.com/dir/19807073/7e882875/sharing.html>

Email: [KumoWarriors@gmail.com](mailto:KumoWarriors@gmail.com)

## 1Hr Candlestick Chart



**Comment: The Kumo break added pressure to the pair.**

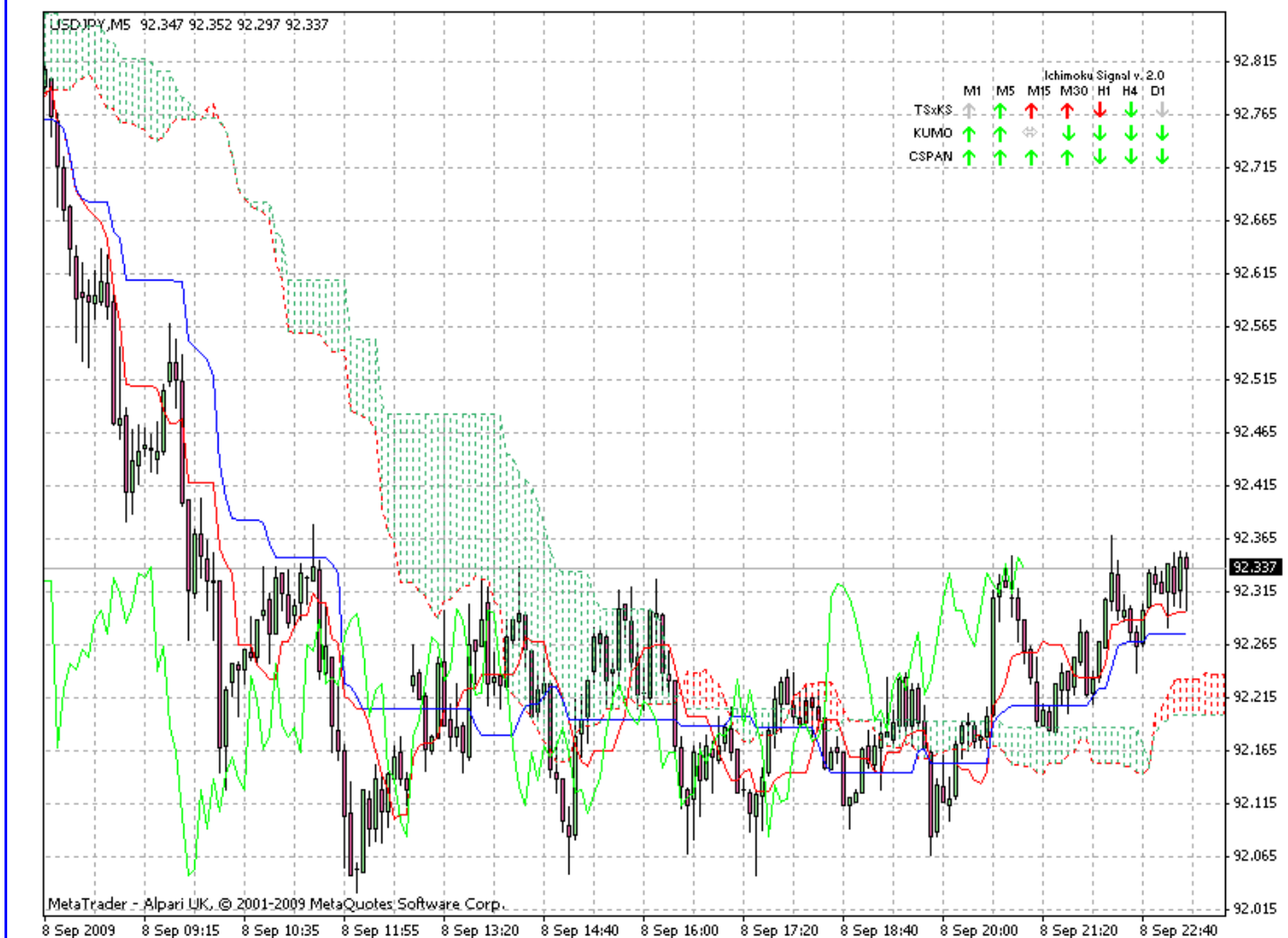
**Disclaimer:** all the data provided on this sheet are based upon the Ichimoku system analysis, all statements and expressions in here are personal opinions, and not meant as investment advice or solicitation.

Forex Factory: <http://www.forexfactory.com/showthread.php?t=190646>

Reports Archive: <http://www.4shared.com/dir/19807073/7e882875/sharing.html>

Email: [KumoWarriors@gamil.com](mailto:KumoWarriors@gamil.com)

## 5min Candlestick Chart



**Comment: strong signal below the cloud confirming the down move 1**

Trends	
Major Trend (D)	<b>Bearish</b>
Median Trend (4hr)	Bearish
Minor Trend (1Hr)	Bearish

**Conclusion:** trade entered with the 5 Mins cross , entry @ 92.70, SL @ 92.80, TP @ 92.15

**Disclaimer:** all the data provided on this sheet are based upon the Ichimoku system analysis, all statements and expressions in here are personal opinions, and not meant as investment advice or solicitation.

Forex Factory: <http://www.forexfactory.com/showthread.php?t=190646>

Reports Archive: <http://www.4shared.com/dir/19807073/7e882875/sharing.html>

Email: [KumoWarriors@gamil.com](mailto:KumoWarriors@gamil.com)