


## KiNO's FX50's Indicators

(values can be modified)

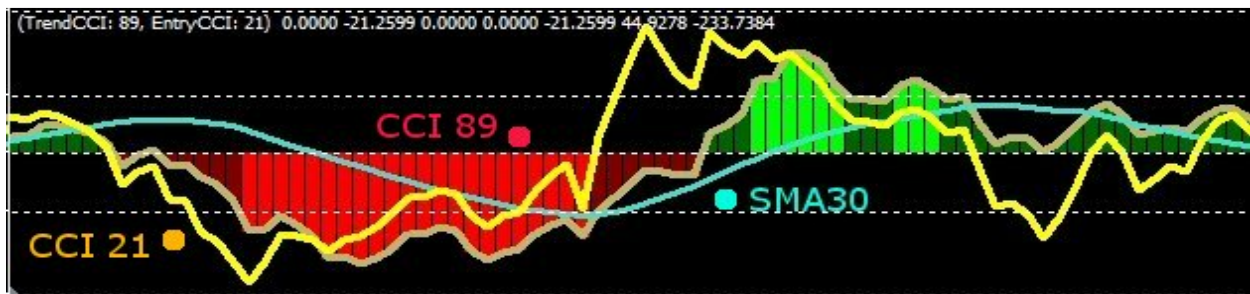
### Kino All in one v2 '3in1' (RSI8 + CCI21 + CCI89)

**SeaGreen** // RSI > 55 cci > 0  
**DarkGreen** // RSI > 55 cci > 0 & > +100  
**Crimson** // RSI < 45 cci < 0  
**Red** // RSI < 45 cci < 0 & < -100  
**Yellow** // other values



### Kino DoubleWoody w/SMA vbob

**LimeGreen** // CCI > over +100  
**DarkGreen** // CCI > over +  
**Red** // CCI under -100  
**Crimson** // CCI under -0



### Kino buycount v4 (similar to The Stealth BUY/SELL Indi)

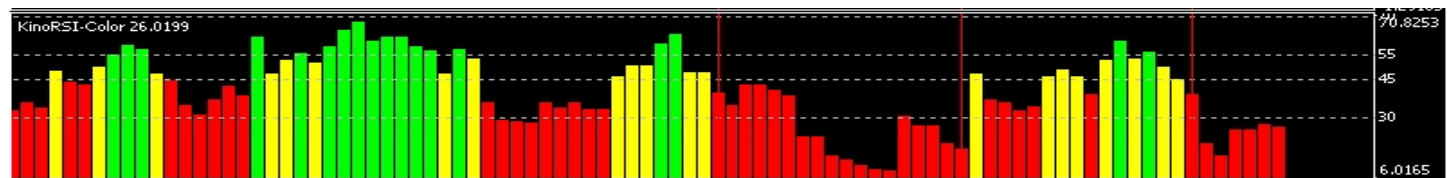
**Long Signal** = **Green** bars    **Short Signal** = **Red** bars    **No Trade Zone** = **Orange** bars



### Kino RSI Color (can be combined w/2CCI v5 or DoubleWoodyCCI)

**RSI COLOR** = **Green** > 55    **Red** < 45    **Yellow** between both = **NO TRADE ZONE**

**Long** when bars are **Green** / **Short** when bars are **Red** and close position when color changes



## Kino Multi Indicator v5 Lite (FX50's multi-time Frame Indi)

**Green** = RSI over 55 / CCI over 0 / EMA/SMA = Lower MA Crossed over Higher MA  
**Red** = RSI under 45 / CCI under 0 / EMA/SMA = Lower MA Crossed below Higher MA  
**Yellow** = **NO Trade Zone**



## Kino 2CCI V5 '2in1' (can be combined w/ RSI Color)

**White** when CCI170 crosses zeroline **Upside** BEFORE CCI34  
**Blue** when CCI170 crosses zeroline **Downside** BEFORE CCI34


**DarkGreen** when CCI170 & CCI34 are > 0

**Crimson** when CCI170 & CCI34 are < 0

**Lime** when CCI170 & CCI34 are > +100

**Red** when CCI170 & CCI34 are < -100

**Yellow** = don't trade

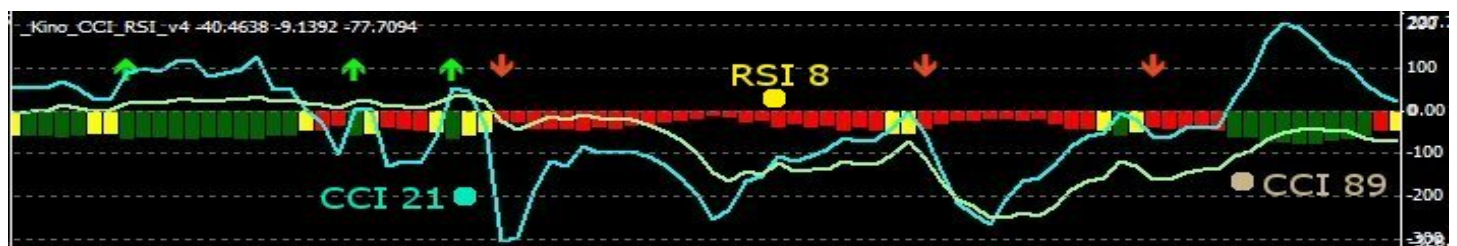


## Kino CCI RSI v5 '3in1' (RSI8 + CCI21 + CCI89)

**Long:** 89CCI > 0, 21CCI crosses zero to top

**Short:** 89CCI < 0, 21CCI crosses zero to bottom

**RSI BARS** = •**Green** if >55 •**Red** < 45 •**Yellow** between 45-55 lines = **NO Trade Zone**



## Kino Heiken Ashi Smoothed Histo (shows uptrend or downtrend)

**Green** bars = **Long Uptrend Signal**

**Red** bars = **Short Downtrend Signal**

