


KiNO's FX50's Indicators

(values can be modified)

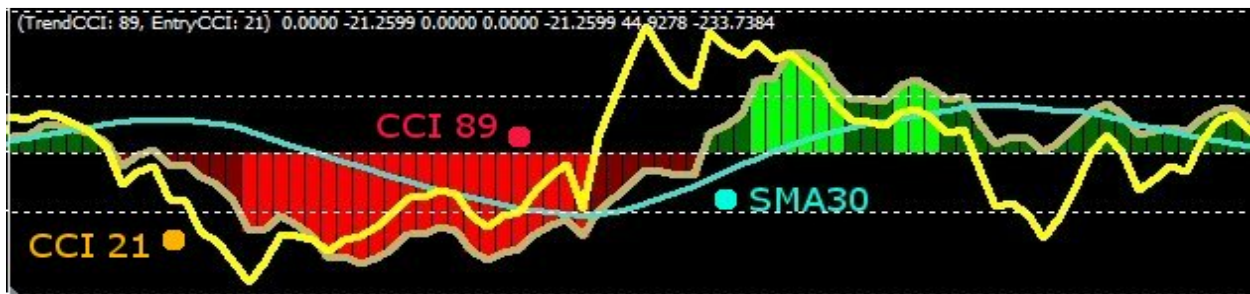
Kino All in one v2 '3in1' (RSI8 + CCI21 + CCI89)

SeaGreen // RSI > 55 cci > 0
DarkGreen // RSI > 55 cci > 0 & > +100
Crimson // RSI < 45 cci < 0
Red // RSI < 45 cci < 0 & < -100
Yellow // other values



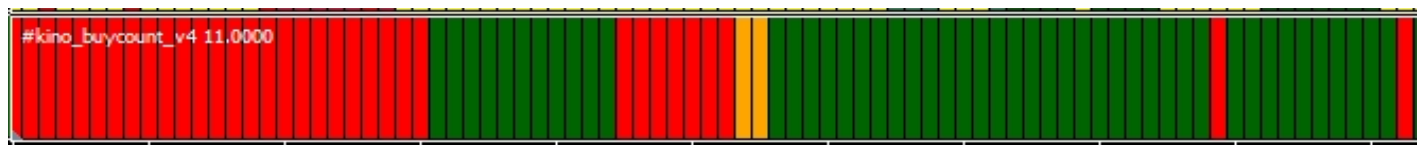
Kino DoubleWoody w/SMA vbob

LimeGreen // CCI > over +100
DarkGreen // CCI > over +
Red // CCI under -100
Crimson // CCI under -0



Kino buycount v4 (similar to The Stealth BUY/SELL Indi)

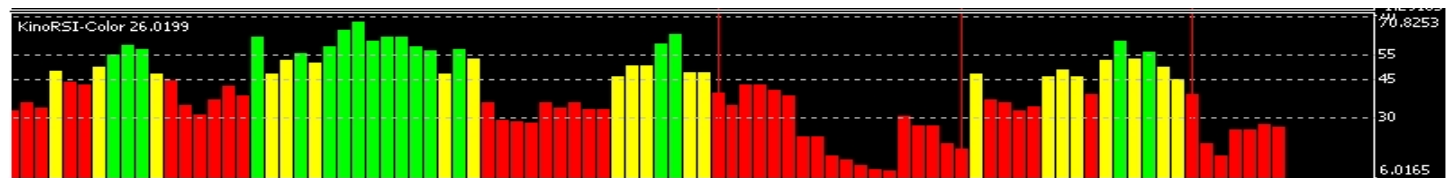
Long Signal = **Green** bars **Short Signal** = **Red** bars **No Trade Zone** = **Orange** bars



Kino RSI Color (can be combined w/2CCI v5 or DoubleWoodyCCI)

RSI COLOR = **Green** > 55 **Red** < 45 **Yellow** between both = **NO TRADE ZONE**

Long when bars are **Green** / **Short** when bars are **Red** and close position when color changes



Kino Multi Indicator v5 Lite (FX50's multi-time Frame Indi)

Green = RSI over 55 / CCI over 0 / EMA/SMA = Lower MA Crossed over Higher MA
Red = RSI under 45 / CCI under 0 / EMA/SMA = Lower MA Crossed over Higher MA
Yellow = **NO Trade Zone**



Kino 2CCI V5 '2in1' (can be combined w/ RSI Color)

White when CCI170 crosses zeroline **Upside** BEFORE CCI34
Blue when CCI170 crosses zeroline **Downside** BEFORE CCI34


DarkGreen when CCI170 & CCI34 are > 0

Crimson when CCI170 & CCI34 are < 0

Lime when CCI170 & CCI34 are > +100

Red when CCI170 & CCI34 are < -100

Yellow = don't trade

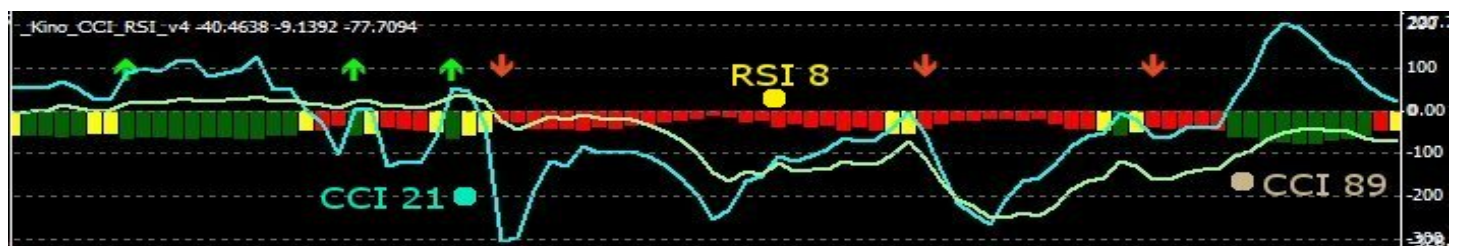


Kino CCI RSI v4 '3in1' (RSI8 + CCI21 + CCI89)

Long: 89CCI > 0, 21CCI crosses zero to top

Short: 89CCI < 0, 21CCI crosses zero to bottom

RSI BARS = •**Green** if >55 •**Red** < 45 •**Yellow** between 45-55 lines = **NO Trade Zone**



Kino Heiken Ashi Smoothed Histo (shows uptrend or downtrend)

Green bars = **Long Uptrend Signal**

Red bars = **Short Downtrend Signal**

