

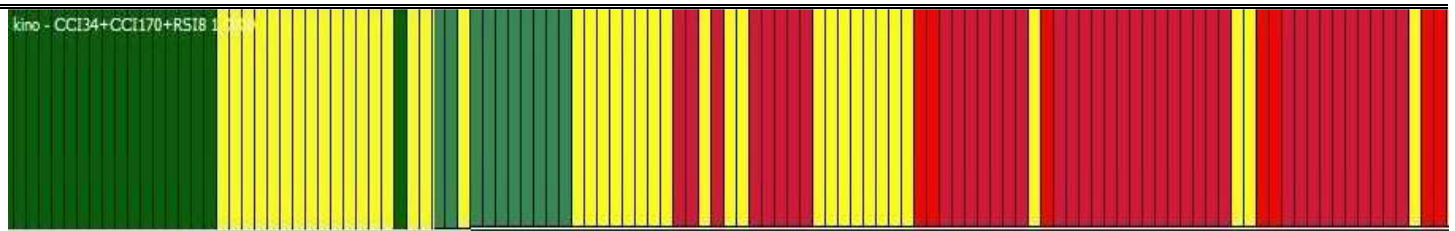
KiNO's FX50's Indicators

(values can be modified)

Kino All in one v2 '3in1' (RSI8 + CCI34 + CCI170)

refresh indicator if there is 2 impossible colors switch to TF5min and come back to TF1min


SeaGreen // RSI > 55 cci > 0
DarkGreen // RSI > 55 cci > 0 & > +100
Crimson // RSI < 45 cci < 0
Red // RSI < 45 cci < 0 & < -100
Yellow // other values



Kino buycount v3 (similar to The Stealth BUY SELL Indi)

Long Signal when bars are **Green**

Short Signal when bars are **Red**



Kino CCI RSI v2 '3in1' (RSI8 + CCI34 + CCI170)

Long: 170CCI > 0, 34CCI crosses zero to top

Short: 170CCI < 0, 34CCI crosses zero to bottom

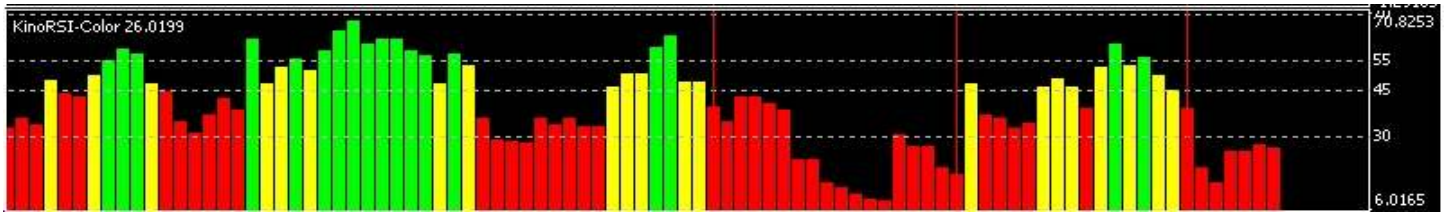
RSI BARS = **Green** if >55 **Red** < 45 & **Yellow** between 45-55 lines = **NO Trade Zone**



Kino RSI Color (can be combined w/2CCI v5 or DoubleWoodyCCI)

RSI COLOR = **Green** if >55 **Red** < 45 and **Yellow** between both = **NO ZONE**

Long when bars are **Green** / **Short** when bars are **Red** and close position when color changes



Kino 2CCI V5 '2in1' (can be combined w/ RSI Color)

White when CCI170 crosses zeroline **Upside** BEFORE CCI34

Blue when CCI170 crosses zeroline **Downside** BEFORE CCI34

DarkGreen when CCI170 & CCI34 are > 0

Crimson when CCI170 & CCI34 are < 0

Lime when CCI170 & CCI34 are $> +100$

Red when CCI170 & CCI34 are < -100

Yellow = don't trade



Kino ADXabove under25 (trend indicator)

GREEN = above 25 (value can be modified) means that you can have both trend down or up !!

RED = below 25 is ranging or moving little

