

H1 10 PIPS BANKING SYSTEM

WELCOME TRADER:

This system proves that it can take 10 pips only. The rest you can trail if you want more pips since this is a trend trading strategy.

- NOTE: BE AWAY FROM HIGH NEWS EVENTS**
- Don't change any indicator settings**
- Follow rules always**

Timeframe : H1 only

Rules :

For buy :

- 1. Price trending in up direction**
- 2. Lwma is blue**
- 3. A blue arrow appear at bottom**
- 4. Macd above 0 line and in blue color**
- 5. heiken ashi in blue**

For sell :

- 1. Price trending in down direction**
- 2. Lwma is red**
- 3. A red arrow appear at top**
- 4. Macd below 0 line and in red color**
- 5. Heiken ashi in red**

Example1:

1. we got a arrow signal

2. price trending

3. macd above 0 line plotted (we want a green signal to enter)

4. wait for lwma blue colour

Waiting for enter



Proper enter of trade :



**Price went in our favor of around 130 pips
book 10 pips first and trail the rest if you are
greedy .**

**Or enter at all blue arrows in an uptrend and
book 10 pips in each of it's a safe pips
booking by my system**

**Tp 10 pips
Sl below the arrow**

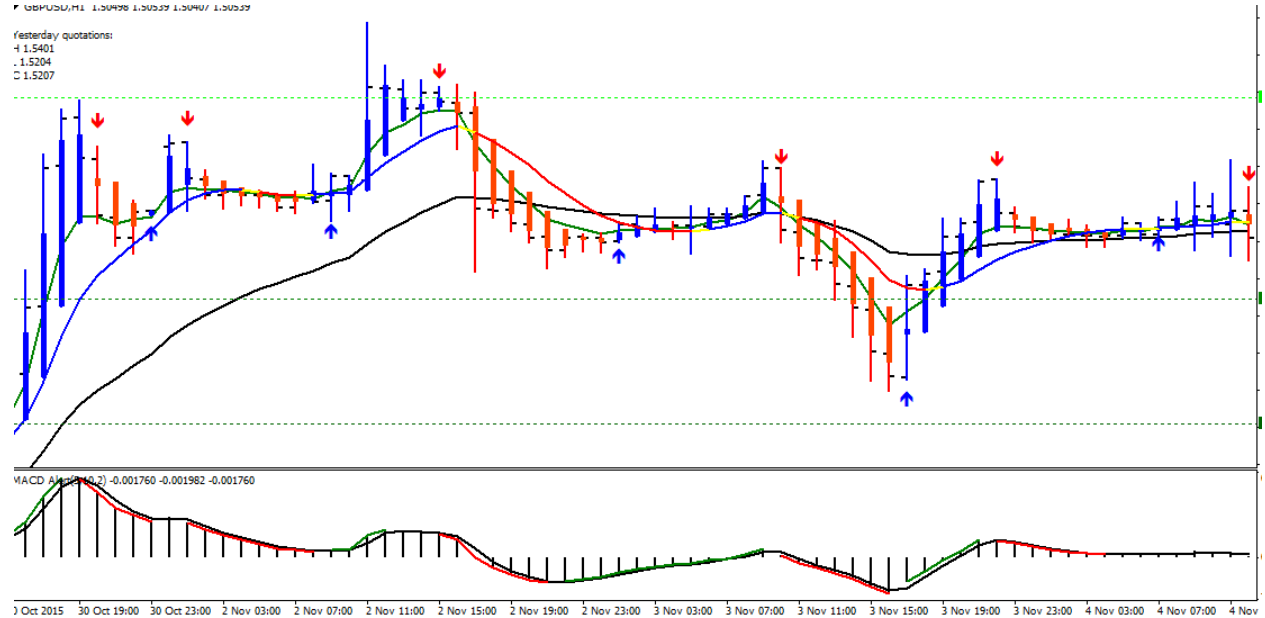
Example 2 :

- 1. We got an arrow signal**
- 2. Price trending**
- 3. macd below 0 line plotted
(we want a red signal to enter)**
- 4. wait for lwma RED colour**

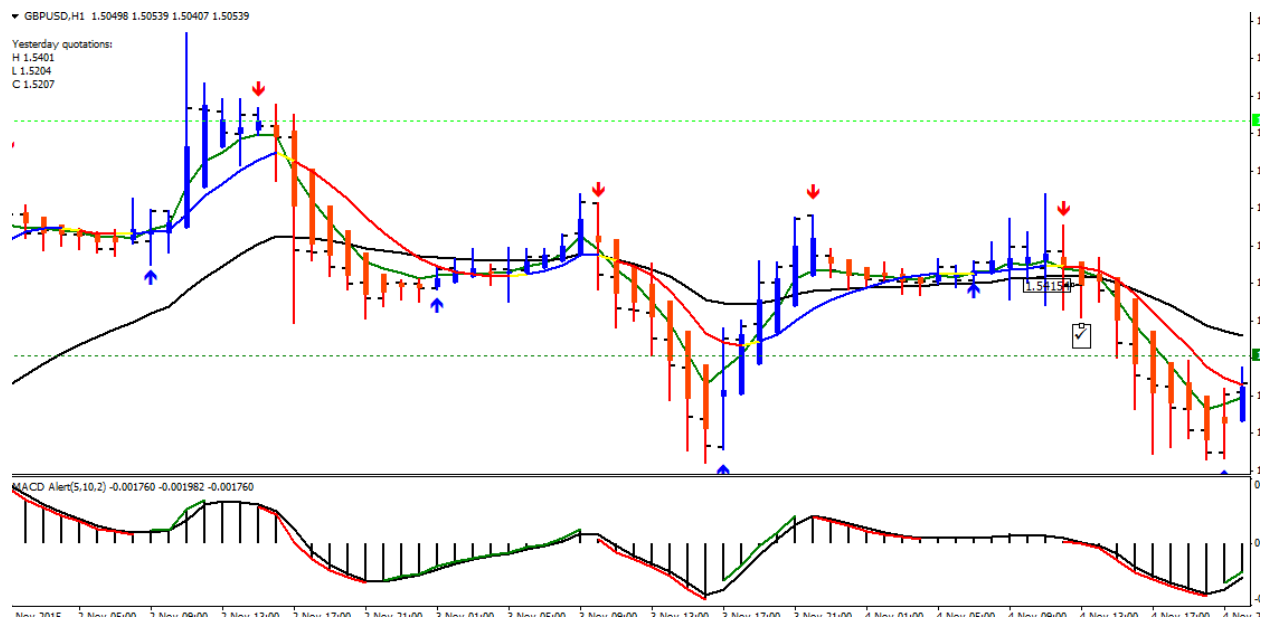
Waiting for enter

GBPUSD, H1 1.50498 1.50537 1.50467 1.50537

Yesterday quotations:
↑ 1.5401
↓ 1.5204
□ 1.5207

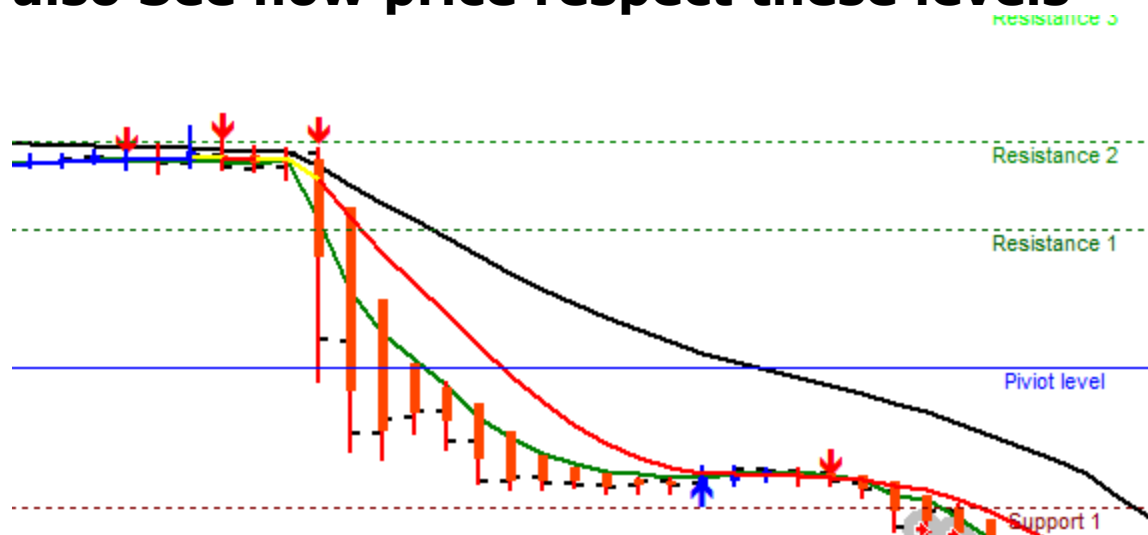


Proper enter of trade :



Price went in a favour of 53 pips book 10 pips and scalp if you want ..

Use support and resistance for filter the trade also See how price respect these levels



- **Trading is quite simpler until you are trading for profits and not for pips . Book your daily profits soon and enjoy your day**

This system is not a holy grail hence practice in demo account and go for live trade..

FINALLY RESULT

At the end of first day

16538960	2015.11.06 07:16:30	sell	0.01	audusd	0.71406	0.71509	0.71306	2015.11.06 09:05:59	0.71509	0.00	-1.03
16538961	2015.11.06 07:17:53	buy	0.05	eurjpy	132.587	132.379	132.687	2015.11.06 13:39:09	132.687	0.00	4.10
16538965	2015.11.06 07:18:58	buy	0.05	usdcad	1.31721	1.31507	1.31823	2015.11.06 12:19:39	1.31823	0.00	3.87
16538970	2015.11.06 07:20:12	buy	0.05	audjpy	87.029	86.855	87.135	2015.11.06 09:06:25	87.135	0.00	4.35
16539464	2015.11.06 09:00:05	sell	0.05	gbpusd	1.51840	1.52230	1.51735	2015.11.06 10:14:02	1.51735	0.00	5.25
16540198	2015.11.06 10:22:56	sell	0.05	gbpusd	1.51808	1.52273	1.51701	2015.11.06 10:50:42	1.51701	0.00	5.35
16540494	2015.11.06 10:50:47	sell	0.05	gbpusd	1.51675	1.52263	1.51521	2015.11.06 12:01:23	1.51521	0.00	7.70
16541219	2015.11.06 12:02:34	sell	0.05	eurusd	1.08665	1.08768	1.08564	2015.11.06 12:56:15	1.08768	0.00	-5.15
16541247	2015.11.06 12:05:24	sell	0.05	gbpjpy	184.661	185.060	184.550	2015.11.06 12:31:01	184.550	0.00	4.56
16542547	2015.11.06 12:33:05	sell	0.05	gbpjpy	184.579	185.010	184.476	2015.11.06 13:12:32	184.476	0.00	4.22
16546281	2015.11.06 13:08:33	sell	0.05	gbpusd	1.51412	1.51658	1.51311	2015.11.06 13:29:33	1.51311	0.00	5.05
16546940	2015.11.06 13:37:23	sell	0.05	gbpjpy	184.477	184.894	184.376	2015.11.06 14:05:52	184.376	0.00	4.14
16546974	2015.11.06 13:39:14	buy	0.05	usdcad	1.31971	1.31808	1.32074	2015.11.06 14:28:31	1.32074	0.00	3.90
Profit/Loss: 46.31 Credit: 0.00 Deposit: 0.00 Withdrawal: 0.00											46.31

Happy pipping

Best regards

RAJ KUMAR.R

link

<http://www.forexfactory.com/showthread.php?t=564770>