

Forex Benz

AUDNZ

Expert Advisor

Installation Manual

Welcome to Forex Benz AUDNZ **Manual**! This Installation Guide will walk you through the process of setting up Forex Benz AUDNZ **Manual** on your computer.

You need an application called MetaTrader 4 to be able to use Forex Benz AUDNZ **Manual**. Follow these steps to install MetaTrader on your computer.

How to Install MetaTrader 4

Step 1: Go to www.hotforex.com and you will see the website as shown below. Then, click the link which says Open Demo Account

Currency Pair	Bid / Ask	Spread
EURUSD	CLOSED	1.1
USDJPY	CLOSED	1.1
USDCHF	CLOSED	1.3
GBPUSD	CLOSED	1.3
AUDUSD	CLOSED	1.3

Step 2: You will be asked to enter your information in the registration page like the one shown below:

Open Demo Account

*First Name: Afjana
*Last Name: Zinat
*Email Address: afjana.zina@gmail.com
Country: Bangladesh
* Phone Number: 880 172288758

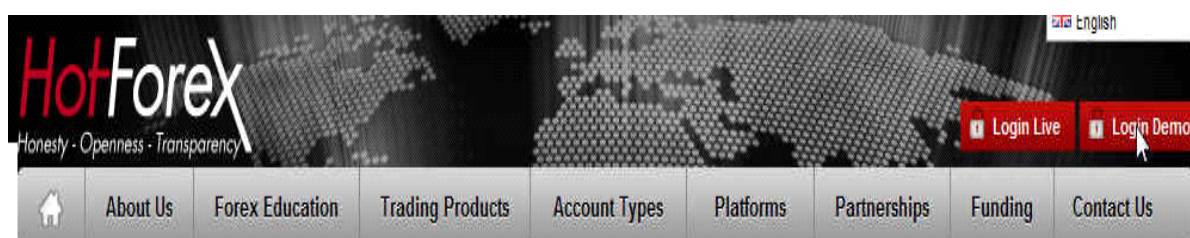
* Choose your Account Type:
☒ DemoHotForex
☐ DemoCurrenex

* ☒ By checking this box I place my digital signature stating that I have read and agree to all [Terms and Conditions](#) and am at least 18 years of age or older.

Open Demo Account

Please make sure you click the box in the left corner. After you complete filling out the required fields, please click on **Open Demo Account**.

Step 3: Once you have submitted all your information, your browser will display a window like the one below:



Dear Afjana ,

Thank you for registering for a HotForex demo account.

Instructions for how to login and start trading your demo account have been sent to your email.

For any questions please email us at info@hotforex.com



You will then receive an email with your login instructions. The email will also contain other important information. Keep it safe for future reference.

Dear Afjana ,

You have just opened a demo trading account with the following details:

1. Login Details

User ID (login)	164794
Trader's password	FUuvk1Q8
Investor password	IKep4xA
Phone password	5258
Leverage	300
Server	mt4demo.hotforex.com
Account type	DemoHotForex

The Traders password can be used to access the [HotForex MT4 Platform](#) where you are able to place your trades and access the [HotForex Trader's Room](#). From here, you are able to Deposit and Withdraw funds from your account.

The Investors password can be used to provide view only access to your account in the HotForex MT4 Platform.

2. HotForex MT4 Platform

- Click the link to [download the MT4 Platform](#)
- Once the download is complete install the MT4 Platform

Step 4: Just browse down the email and click the download link.

1. Login Details

User ID (login)	164794
Trader's password	FUuvk1Q8
Investor password	IKep4xA
Phone password	5258
Leverage	300
Server	mt4demo.hotforex.com
Account type	DemoHotForex

The Traders password can be used to access the [HotForex MT4 Platform](#) where you are able to place your trades and access the [HotForex Trader's Room](#). From here, you are able to Deposit and Withdraw funds from your account.

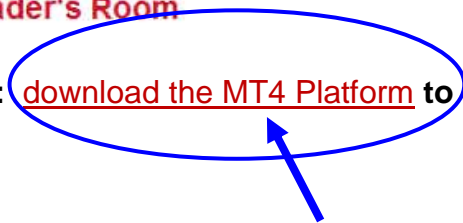
The Investors password can be used to provide view only access to your account in the HotForex MT4 Platform.

2. HotForex MT4 Platform

- Click the link to [download the MT4 Platform](#)
- Once the download is complete install the MT4 Platform
- In completion of the setup process you can login using the login details above

3. HotForex Trader's Room

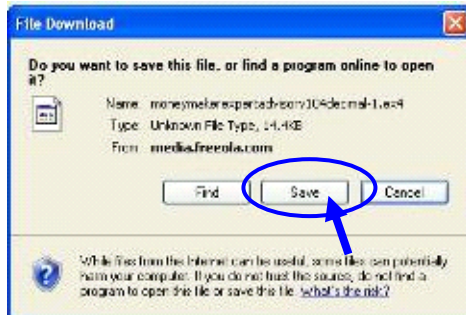
Follow the link: [download the MT4 Platform](#) to download it.



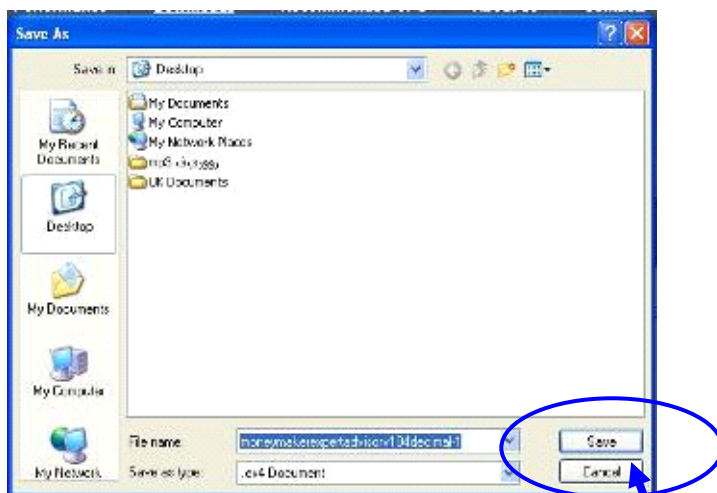
Step 5: After downloading, you may now start installing the Forex Benz AUDNZ Manual Expert Advisor.

How to Install Forex Benz AUDNZ Advisor

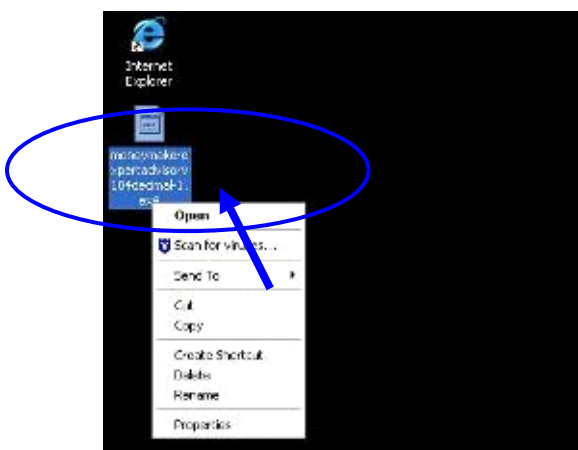
Step 1: Check your email and open the Forex Benz Expert Advisor in your desktop.



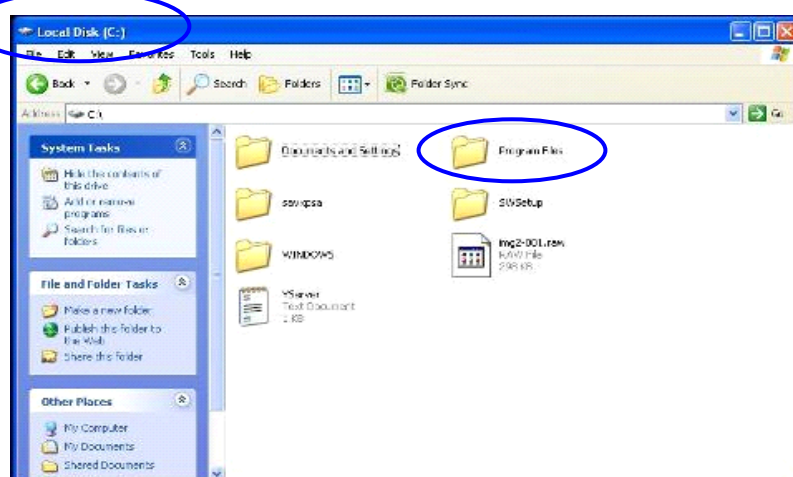
Step 2: Please select the “Save” radio and save on the desktop.



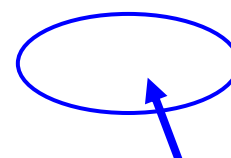
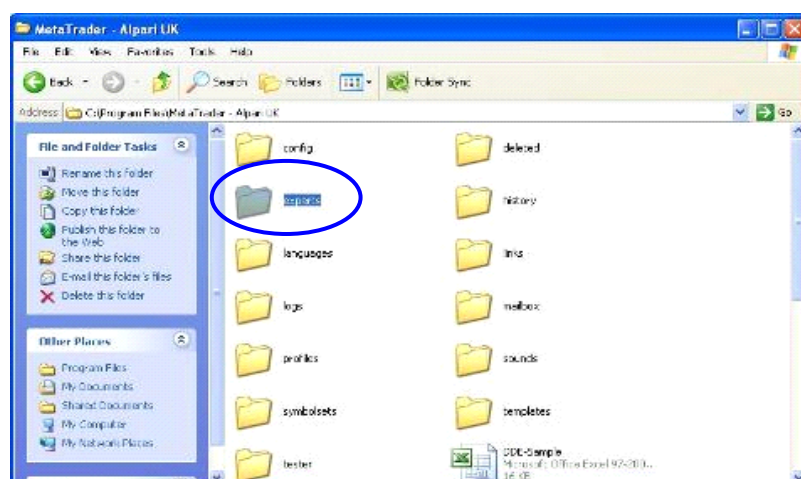
Step 3: When the programme is saved on the desktop, right click the programme icon and “Copy” Forex Benz AUDNZ ex4 file.



Step 4: Now the **Forex Benz AUDNZ ex4** file. has to be put in the 'expert' folder of the Meta Trader 4 which is located on C drive of the programme groups.



Step 5: For this purpose go to Meta Trader 4 programme and double click. When this folder opens, please double click the folder 'expert'.



Step 6: Once the expert folder opens, please right click and paste the expert advisor here. Then, copy the **benzaudnz Dll** file in "Libraries" folder within the "Expert Folder". Now restart your MT4 Platform. This step will ensure its internal configuration.

Demo Testing

We have tested several brokers, but it is HIGHLY RECOMMENDED you test expert on Demo of your broker as each broker has different price feed and different trading conditions. If other EAs are running successfully on your Broker then it does not mean this will be the case for each Expert Advisor. Each expert advisor has its own internal logic which tries to cater most of the brokers.

Tip: It is not necessary that your results and our results are exactly mirror even you run with the same broker. Your results could be better than ours. It all depends upon the time when you set up.

Forex Benz AUDNZ Expert Advisor Set Up

EA Auto Live Trading Settings:

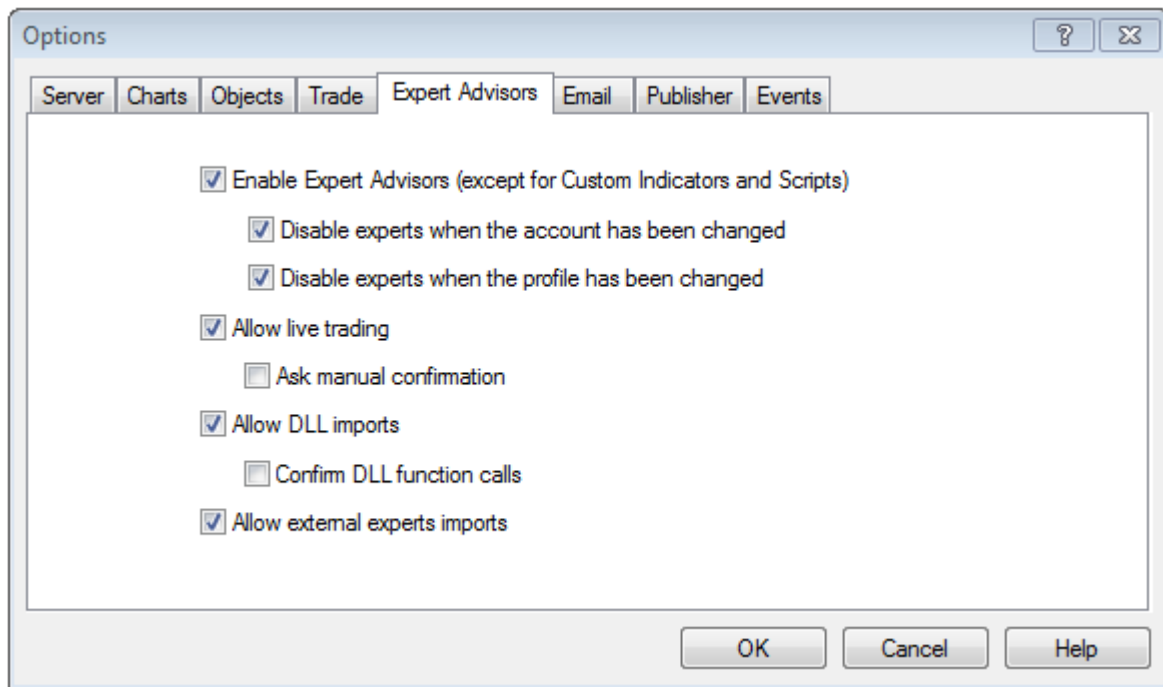
Please make sure to configure your Meta Trader application. This setting can be accessed via the menu bar [\(Tools > Options > Expert Advisors\)](#).

You should check:

- ☐ Enable Expert Advisors
- ☐ Allow Live Trading
- ☐ Allow DLL Imports

You should uncheck:

- ☐ Confirm DLL Call Function



Forex Benz Expert Advisor Settings

Now you are ready to set up Forex Benz AUDNZ Expert Advisor on charts. Please see [“Market Watch”](#) Window in your Platform.

On the left hand side, move your cursor to any currency pair and right click. Select option no 6 **“SHOW ALL”** then you will see all the pairs offer by the Broker. Then go to AUDNZ chart and right click. Select option no. 2 i.e. **“CHART WINDOW”**. A chart will appear for AUDNZ.

Inputs

LotsSize= 0.01

Default is 0.01 lot and you need to set as per your capital. [Please see Capital Requirements for Various Broker Type](#)

Multiplier = 1.6

Default is 1.6. This is next lot size increment so for simple calculation if start is 0.10 then next would be $0.10 * 1.6 = 0.16$.

Max Spread = 8

This is maximum spread EA would allow. In news conditions some brokers widened the spread. EA can run even you widened the spread but low spread always increase the profitability.

Max Open Trades = 12

This is maximum open trades per basket for each side say Long cycle you can expect maximum 12 trades to be opened.

Capital Requirements for Various Broker Type

This is very important please set up as per your Account Classification

Cents Broker

There are some brokers who offers Cents account, mean if you have a balance of \$100, these will show as \$10,000 and you trade as normal as you are trading with \$10,000. **It is always better to run at Low Risk Mode.**

Deposit In US\$	Lot Size	Lot Size	
	Low Risk Mode	Medium Risk Mode	High Risk Mode
50	Not Applicable	Not Applicable	0.01
50-100	Not Applicable	0.01	0.02
100-250	0.01	0.02	0.03
250-500	0.02	0.03	0.06
500-1000	0.03	0.06	0.12
1000-5000	0.06	0.12	0.25
5000-10000	0.12	0.25	0.50

Example of these Brokers include but not limited to

www.xemarkets.com

<http://www.tradefort.ws>

www.proforex.com

www.instaforex.com

Nano Lot Brokers

There are some brokers who offers nano lots, mean their 0.01 or 0.10 lot is EQUAL to 100 units of base currency.

It is always better to run at Low Risk Mode.

Deposit In US\$	Lot Size	Lot Size	
	Low Risk Mode	Medium Risk Mode	High Risk Mode
500	Not Applicable	Not Applicable	0.01
500-1000	Not Applicable	0.01	0.02
1000-2500	0.01	0.02	0.03
2500-5000	0.02	0.03	0.06
5000-10,000	0.03	0.06	0.12
10,000-100,000	0.06	0.12	0.25

Example of these Brokers include but not limited to

<http://www.ibfx.com.au/>

<http://www.gomarkets.com/> (L Plate account)

Plus ALL CENT BROKERS

www.xemarkets.com

<http://www.tradefort.ws>

www.proforex.com

www.instaforex.com

Micro Lot Brokers

These are Brokers who offers minimum of micro lot say 0.01 (This is 1000 units of base currency).

It is always better to run at Low Risk Mode.

Deposit In US\$	Lot Size	Lot Size	
	Low Risk Mode	Medium Risk Mode	High Risk Mode
5000	Not Applicable	Not Applicable	0.01
5000-10000	Not Applicable	0.01	0.02
10000-25000	0.01	0.02	0.03
25000-50000	0.02	0.03	0.06
50000-100,000	0.03	0.06	0.12
100,000-500,000	0.06	0.12	0.25

More than 90% of MT4 brokers offering Micro lots.

Leverage

It is always better to use full / maximum leverage. Low risk can be run on leverage 1:100. However for Medium or High Risk we suggest to use leverage 1:400 or above.

Discount

If you would like to buy any other product or additional licenses then please contact support@forexbenz.com so we can offer you best possible deal.

VPS

It is fundamental you run computer 24*5 (from market start to finish). You can run this on your PC or Laptop but running on reliable VPS is normally better than running on your own.

You can select CNS at

<https://cp.commercialnetworkservices.net/aff.php?aff=370>

Their Basic package is \$30 per month is good to run couple of forex benz in one VPS.

Activation

You need to provide us the Demo and Live account Numbers by email at support@forexbenz.com along-with your Purchase reference no. so we could Activate your Licensing information in our database.

Forex Benz AUDNZ will not run if you have not provided your MT4 Demo and Real Money Account Numbers or you have not received a Confirmation from us saying that Your Account has been Activated.

Support

It is very fundamental you set up correctly and incase if you have any question please feel free to ask and it is advisable you clarify all your questions before go on Real Money account. It is always advisable to start real money account 1-2 days late and when you are totally comfortable and understand how it works.

Our standard response time is within 48 hours, however normally it is within couple of hours. All is depends upon the work load and nature of query, sometime it is in minutes.

Updates

We will send you updates by email whenever they are available.

Hope you get benefits from our Expert Advisors.