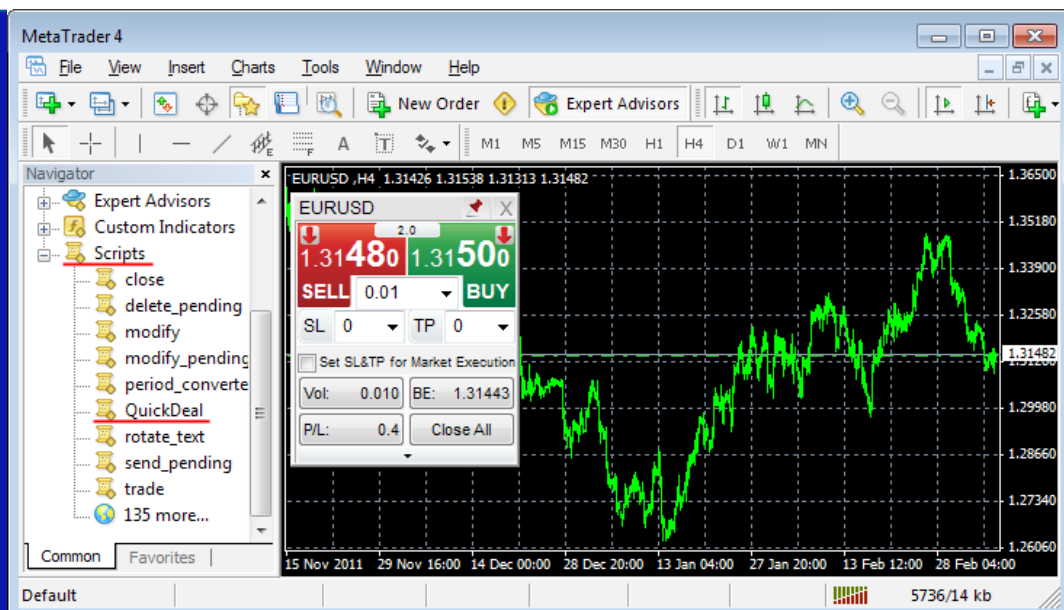


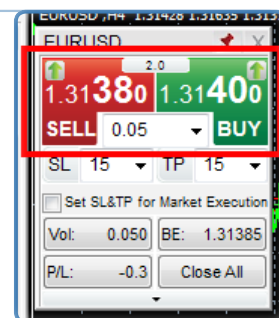
QuickDeal is an add-on to the MetaTrader 4 trading platform for One-Click Trading. It also has some additional useful features such as Net Volume, P/L and Break-Even Price information as well as Close All button.



Features

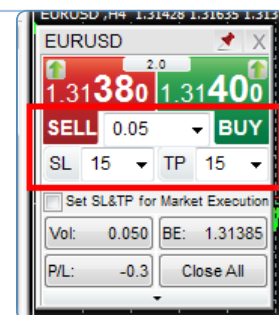
Order opening with one mouse click

There are two main buttons - Buy (green) and Sell (red) - with current trading instrument prices. To open an order you need to click on one of them with the left mouse button.



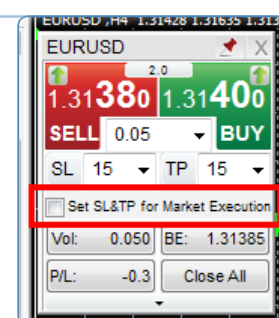
Volume, Stop Loss and Take Profit settings

You can set the deal volume by choosing it from a list of preset values or by entering the precise amount manually. QuickDeal also allows you to set your Stop Loss and Take Profit levels. You can choose the SL and TP levels from a drop-down list or by entering them manually.



SL and TP on Market Execution

On market execution, the Stop Loss and Take Profit levels cannot be set at the moment of order opening. You need to modify an order after it is opened to set SL and TP. QuickDeal can set Stop Loss and Take Profit for open orders on market execution. To enable this feature you need to check the "Set SL&TP for Market Execution" box.



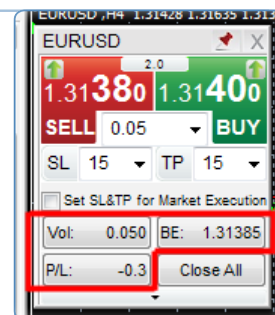
Net Volume, P/L and Break-Even Price

QuickDeal provides you with useful information that is not shown in MetaTrader 4. You may be interested to find out your current trading instrument's open positions net volume, P/L or break-even price. All this data is available in QuickDeal.

Net Volume - the net volume of all current trading instrument opened positions = All Buy Positions Volume - All Sell Positions Volume

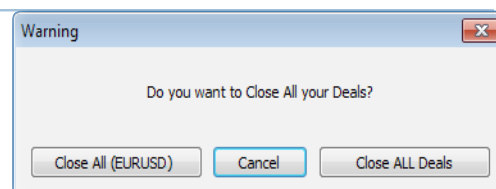
P/L - Profit/Loss for your current trading instrument

Break-even price - the price at which P/L for the current trading instrument equals zero.



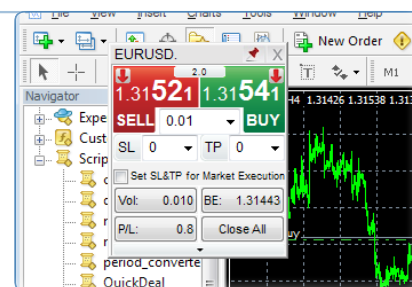
Close All button

Using the Close All button you can close all current instrument positions or ALL positions on this trading account. You will need to confirm your decision to close all your deals before you actually do so in order to avoid accidental actions.



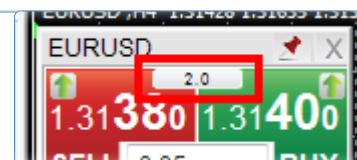
Pin-Unpin button

The QuickDeal window is located at a specific place on the chart by default. You can move it anywhere inside the MetaTrader 4 window by pressing the Pin-Unpin button. You can also return it to its original location on the chart by pressing the button again.



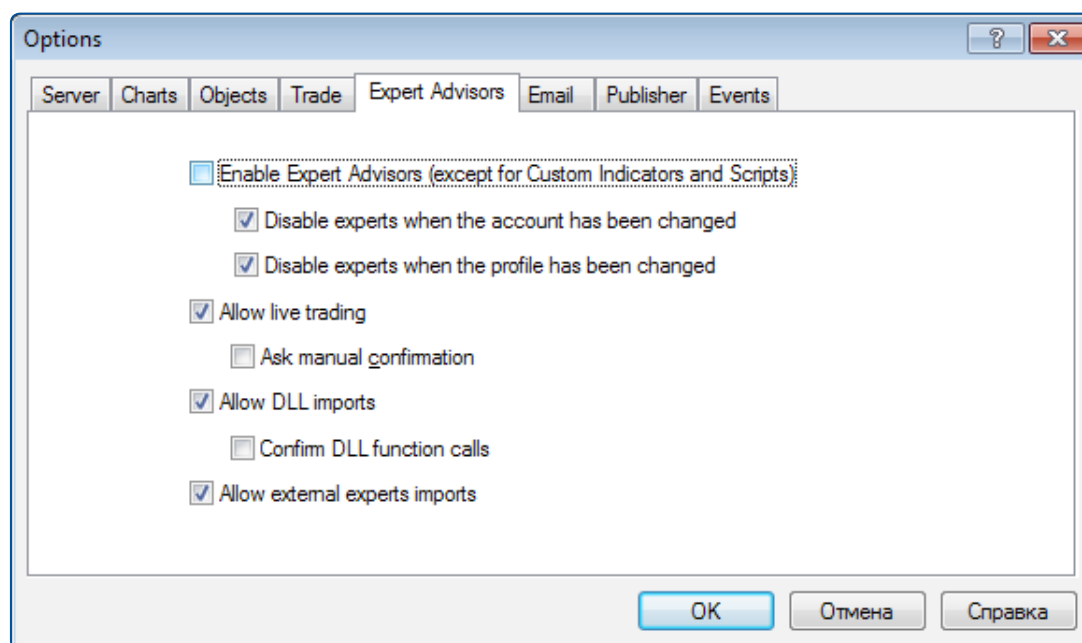
Current Spread

The standard MetaTrader 4 does not show the spread between the bid and the offer prices. Thanks to the QuickDeal tool, this information is now available in Trader's Way MT4.



How to Get Started

- 1 Login to your MetaTrader 4 account
- 2 Go to Tools/Options menu, choose Expert Advisors tab
- 3 Your settings should be the following:



- 4 Go to Navigator window and choose QuickDeal in scripts. To run the script you can click right mouse button on it and in the context menu choose Execute on Chart. Or you can simply drag-and-drop it from Navigator window to a chart.

! Please, be sure that MetaTrader 4 is included in your internet antivirus software trusted programs.