

Forex Robot TFOT- Multi Currency Version

Coming out the end of September, 2013

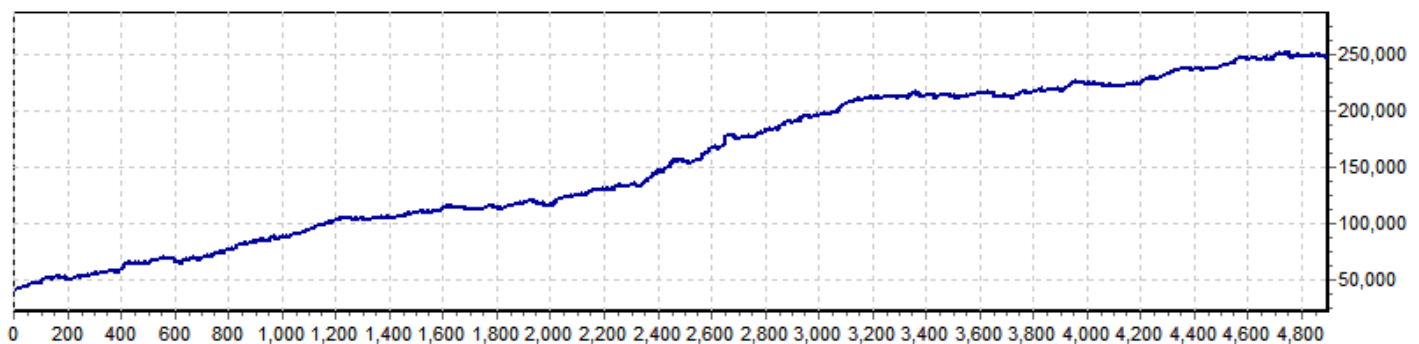
Available: 50 Licenses only

Forex Robot TFOT-multi is new generation of forex robots based on [Forex Robot TFOT8](#) algorithm. Forex robot TFOT- multi **contains 8 Backpropagation multi-layers neural networks**. Expert Advisor based on two different strategies. Both strategies work like two single modules. It helps to avoid big drawdowns and strategies will hedge each other. **We also have optimized forex robot for 4 low correlated currencies**. This approach allows us to receive higher profit with lower drawdown. Strategies use signals from standard and non-standard build-in indicators and open/close prices values. **Currencies:** eurUSD, usdCAD, usdCHF, audUSD

Time frame: m5

Strategy Tester Report TFOT_pro 8.0-n MIGBank-Demo (Build 509)

Symbol	AUDUSD (Australian Dollar vs US Dollar), EURUSD (Euro vs US Dollar), USDCAD (US Dollar Vs Canadian Dollar), USDCHF (US Dollar Vs Swiss Franc)			
Period	5 Minutes (M5) 2010.01.04 00:00 - 2013.08.26 23:55 (2010.01.01 - 2013.08.27)			
Model	Every tick (the most precise method based on all available least timeframes)			
Parameters	FirstFace=true;			
Bars in test	271396	Ticks modelled	46301267	Modelling quality 90.00%
Mismatched charts errors	0			
Initial deposit	40000.00			
Total net profit	206797.52	Gross profit	636623.36	Gross loss -429825.84
Profit factor	1.48	Expected payoff	42.22	
Absolute drawdown	131.17	Maximal drawdown	3830.00 (5.53%)	Relative drawdown 5.53% (3830.00)
Total trades	4898	Short positions (won %)	2417 (64.54%)	Long positions (won %) 2481 (66.06%)
		Profit trades (% of total)	3199 (65.31%)	Loss trades (% of total) 1699 (34.69%)
	Largest profit trade	4645.47	loss trade	-1599.71
	Average profit trade	199.01	loss trade	-252.99
	Maximum consecutive wins (profit in money)	20 (3181.64)	consecutive losses (loss in money)	11 (-3830.00)
	Maximal consecutive profit (count of wins)	8641.75 (12)	consecutive loss (count of losses)	-3830.00 (11)
	Average consecutive wins	3	consecutive losses	2

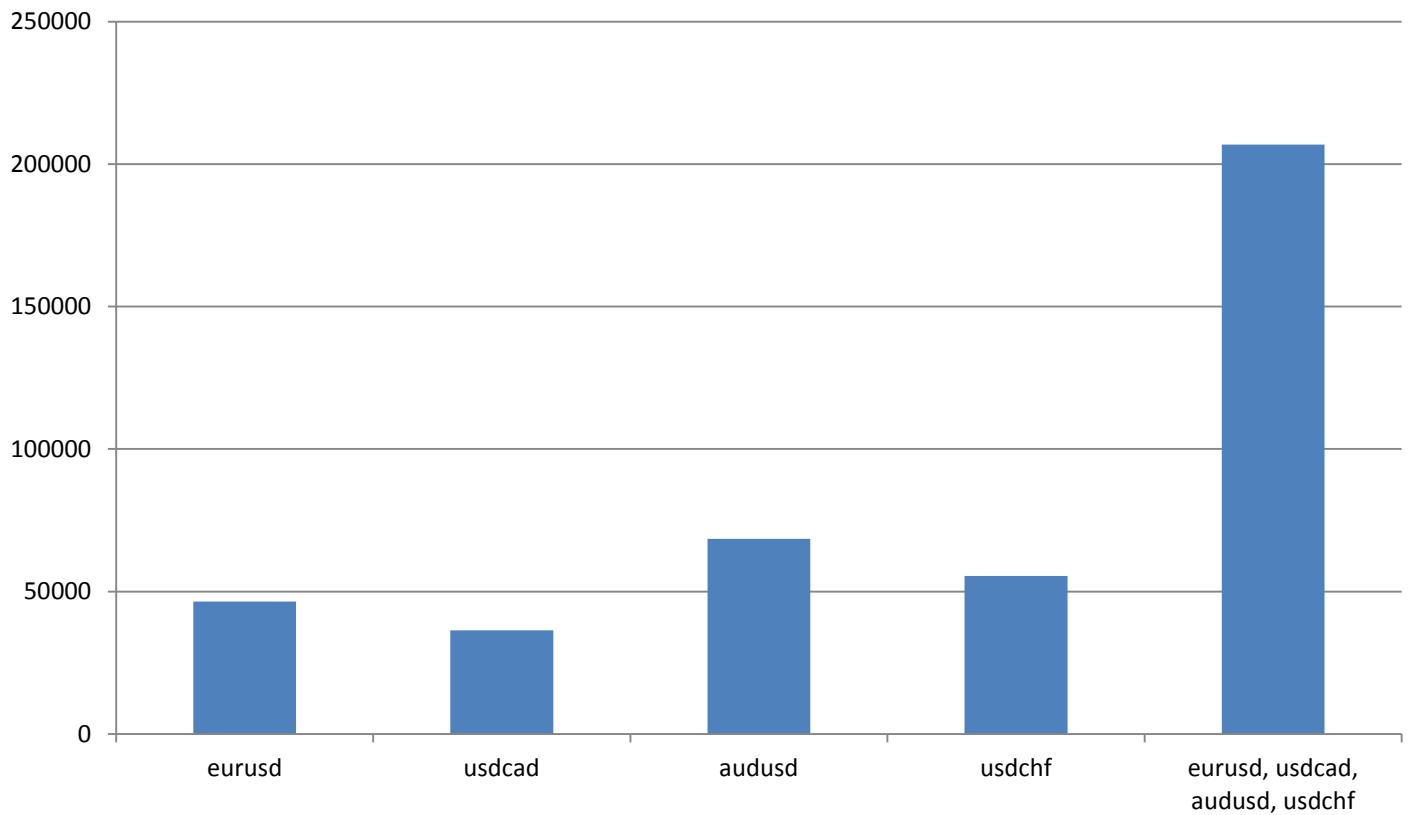


[Click to view BackTest](#)

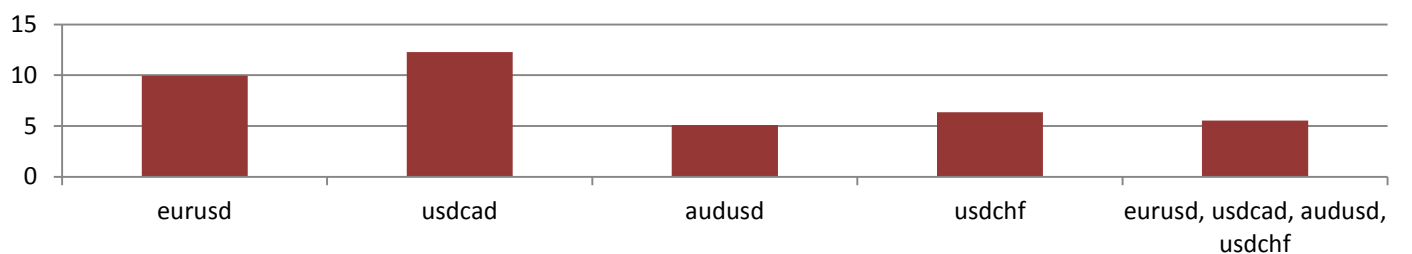
Consolidated Table

	eurusd	usdcad	audusd	usdchf	eurusd, usdcad, audusd, usdchf
Total net profit	46474.01	36412.9	68468	55440.75	206797.52
Maximal drawdown (%)	9.94	12.27	5.09	6.37	5.53
Profit factor	1.43	1.28	1.65	1.64	1.48
Total trades	1154	1576	1133	1035	4898

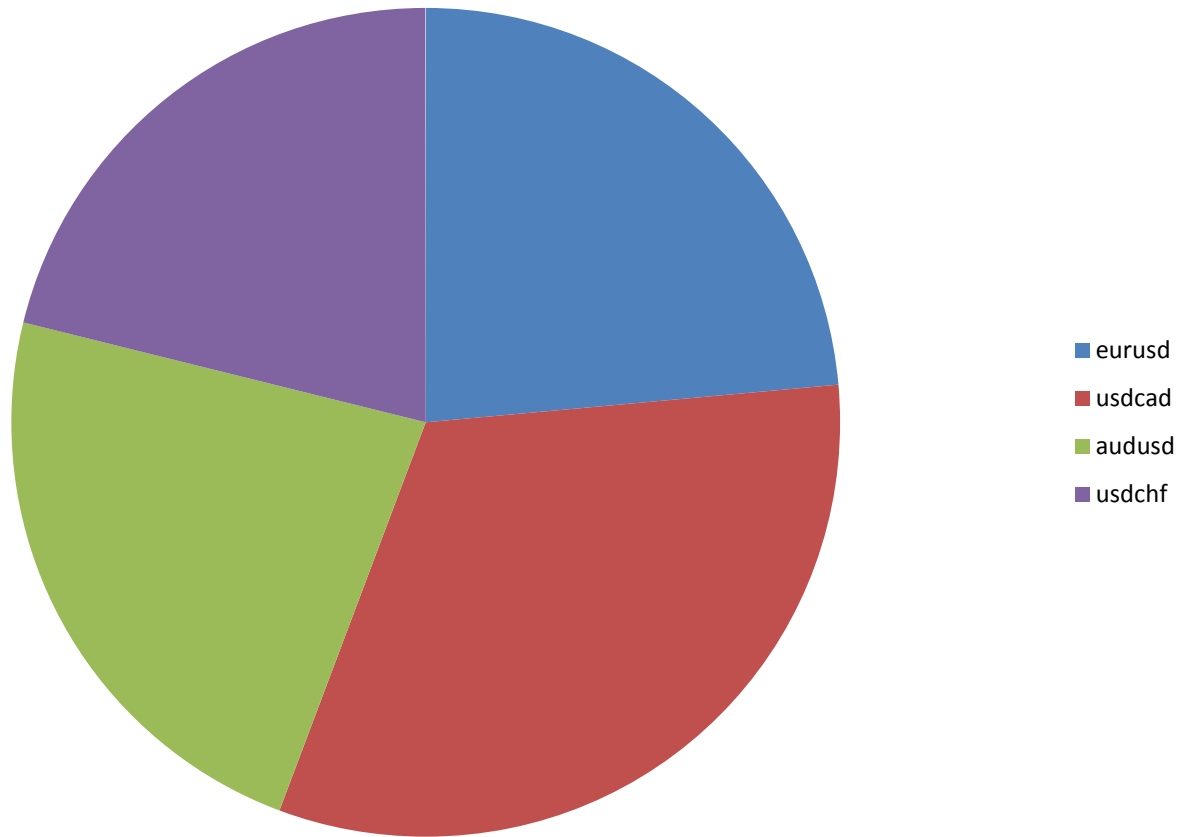
Total net profit, USD



Maximal drawdown (%)



Total trades



Feel free to contact us for more information: support@iticsoftware.com